

## UNIVERSITY OF COLORADO INFORMATION

Location	Boulder, Colo. (103,216)
Founded	1876
Enrollment	27,954
Colors	Silver, Gold and Black
Nickname	Buffaloes (Bufs)
Mascot	Ralphie IV, The Buffalo (live), Chip (costumed)
Home Arena (Capacity)	Coors Events/Conference Center (11,064)
Elevation	5,435 feet above sea level
NCAA Affiliation	Division I
Conference	Big 12, (Joined 1996)
President	Hank Brown (interim)
Chancellor	Phil DiStefano (interim)
Athletic Director	Mike Bohn
Senior Woman Administrator	Karen Morrison

## VOLLEYBALL INFORMATION

Head Coach	Pi'i Aiu (Colorado 1989)
E-mail	aiu@colorado.edu
Record at Colorado (years)	148-91 (eight)
Collegiate Record (years)	148-91 (eight)
Assistant Coach (years)	Jil Thomason (Wyoming 1995) (six)
E-mail	jil.thomason@colorado.edu
Assistant Coach (years)	Erik Sullivan (UCLA 1995) (two)
E-mail	erik.sullivan@colorado.edu
Administrative Assistant	Michelle Rangel
E-mail	michelle.rangel@colorado.edu
Volleyball Office	303/492-6141 (Fax: 303/492-1709)
2004 Record	14-14 (H, 10-5; A, 3-8; N, 1-1)
2004 Big 12 Record	9-11/t-6th
Postseason	NCAA First Round
Final Ranking	NR
Letterwinners Returning/Lost	11/2
Starters Returning/Lost	6+libero/1

## VOLLEYBALL HISTORY

First Season	1986
All-Time Record	359-222/.620
All-Time Big 12 Record	111-69/.617
All-Time Big Eight/Big 12 Record	190-98/.660
Best Big 12 Finish	2nd/1997
Best Big Eight Finish	1st/1993
NCAA Appearances	14 (1989, 1991-2001, 2003-04)
NCAA Record	8-14/.364
All-Time Post Season Record	19-23 (17 seasons)
Last NCAA Appearance/Result	2004/lost to Hawai'i, 1-3
Best NCAA Finishes	Sweet 16 (1993, 1994 & 1997)
All-Time Weeks Ranked (AVCA)	103
All-Time Record While Ranked (AVCA)	153-75
All-Time Record Against Ranked Teams (AVCA)	37-131

## SPORTS INFORMATION

Mailing Address	357 UCB, Boulder, CO 80309
Main Office Phone	303/492-5626
Fax	303/492-3811
Assistant AD/Sports Information	David Plati
E-Mail	david.plati@colorado.edu
Assistant SID/Volleyball Contact	Troy Andre
Office Phone	303/492-4672
E-Mail	troy.andre@colorado.edu
Home Phone	303/903-3654
Associate SID	Colleen Reilly Krueger
Assistant SID	Andrew Green
Graduate Assistant SID	Erich Schubert
Web Site	www.cubuffs.com
CECC Press Row	303/492-1552/4381
CECC Media Work Room	303/492-0710/0712-15

## RETURNING STARTERS (6)

**Lara Bossow, 6-0, Jr., MB/OH, Vail, Colo. —**  
 28-26 mp-s, 98 games, .281, 1.66 kpg, 0.52 dpg, 1.06 bpg  
*Led team in blocking as a sophomore...first Buff to register 100 blocks in a season since Meghan Barkman in 2002.*

**Nicole Carr, 6-0, Sr., OH, Wauwatosa, Wis. —**  
 28-27 mp-s, 95 games, .109, 2.49 kpg, 2.52 dpg, 0.28 bpg  
*CU's active leader in career digs (876) and also top 25 in career kills (746)*

**Allie Griffin, 6-0, Sr., RS, Baton Rouge, La. —**  
 28-28 mp-s, 99 games, .257, 4.24 kpg, 2.33 dpg, 0.92 bpg  
*AVCA Honorable Mention All-American; First Team AVCA All-Central Region and All-Big 12 Conference...5th in Big 12 in kills per game as a junior*

**Amber Nu'u, 5-11, Jr., OH, Aurora, Colo. —**  
 25-10 mp-s, 55 games, .195, 2.22 kpg, 1.76 dpg, 0.22 bpg  
*Started second half of 2004 season at outside hitter*

**Ashley Nu'u, 5-10, Jr., S, Aurora, Colo. —**  
 28-28 mp-s, 94 games, .346, 1.27 kpg, 12.19 app, 1.53 dpg, 0.67 bpg  
*Honorable mention All-Big 12...ranks 5th at CU in career assists*

**Austin Zimmerman, 6-0, Jr., MB, Cheney, Wash. —**  
 28-28 mp-s, 98 games, .297, 2.02 kpg, 1.90 dpg, 1.00 bpg  
*Second on squad in blocks...has started every game of her career*

## STARTER LOST (1)

**Maragda Santillana, 6-4, OH —**  
 19-19 mp-s, 66 games, .275, 4.17 kpg, 1.94 dpg, 0.58 bpg  
*20th on CU's all-time kills list (786)*

## OTHER KEY LOSSES (1)

**Allison Barnes, 6-0, S —**  
 26-2 mp-s, 82 games, 1.44 app, 1.67 dpg  
*6th on CU's all-time assists list (1,507)*

## KEY RETURNEES (5)

**Lynsey Mann, 6-3, Sr., MB, Highlands Ranch, Colo. —**  
 9-0 mp-s, 12 games, .389, 0.83 kpg, 0.67 bpg  
*Missed final 15 matches of 2004 season with ACL injury*

**Kelly Masumiya, 5-3, Sr., DS/L, Highlands Ranch, Colo. —**  
 24-0 mp-s, 63 games, 1.16 dpg  
*4th in games and matches played at DS in a CU uniform*

**Krislen Morgado, 5-6, Sr., DS/L, Peral City, Hawai'i —**  
 5-0 mp-s, 6 games, 0.33 dpg

**Amber Sutherland, 5-10, So., OH, Glenwood Springs, Colo. —**  
 11-0 mp-s, 19 games, .086, 1.32 kpg, 0.84 dpg  
*Saw a majority of action in the final weeks of the season*

**Therese Vinal, 5-8, So., DS/L, Santa Clara, Calif. —**  
 26-0 mp-s, 70 games, 0.14 sapp, 1.96 dpg  
*Spent most time as a libero as a true freshman*

## NEWCOMERS (5)

**Alex Buth, 5-10, Fr., RS, East Grand Rapids, Mich. —**  
 Sat out the 2004 season as a redshirt in the CU program  
*Finalist for Michigan's Miss Volleyball in 2003*

**Dana Crary, 5-10, Fr., MB, Coto de Caza, Calif. —**  
 Named to the California Interscholastic Federation first team as a senior

**Mallori Gibson, 5-11, Fr., OH, Bakersfield, Calif. —**  
 All-West Catholic Athletic League selection

**Lauren Schaefer, 6-3, Fr., MB, Mountain View, Calif. —**  
 Two-time all-league and San Jose Mercury News Player of the Year

**Ashley VenHorst, 5-7, Fr., DS/L, Bettendorf, Iowa —**  
 Two-time all-district and All-Mississippi Athletic Conference selection

## Index

General Information	1-7
Player Biographies	8-27
Coaches & Staff	28-35
2005 Opponents	36-42
2004 In Review	43-46
All-Time Results, Standings & Series	47-69
All-Time Player and Coaching Rosters	70-77
Team & Individual Honors	78-82
Records	83-96
This is Colorado Volleyball	97-112
TV/Radio Roster	IBC

# THE 2005 SCHEDULE

MEDIA

Day	Date	Opponent	Location	Time (MT)	Record	Rank	NCAA
<b>AMERICAN UNIVERSITY CLASSIC</b>							
Saturday	August 27	vs. St. Peter's (N.J.)	Washington, D.C.	11:00 a.m.	8-20	NR	DNP
Saturday	August 27	at American	Washington, D.C.	2:00 p.m.	24-7	NR	First Round
<b>COLORADO INVITATIONAL</b>							
Thursday	September 8	STANFORD	BOULDER	7:00 p.m.	30-6	1st	Champions
Friday	September 9	Stanford vs. Marquette	BOULDER	5:00 p.m.			
Friday	September 9	CREIGHTON	BOULDER	7:00 p.m.	18-11	NR	DNP
Saturday	September 10	Stanford vs. Creighton	BOULDER	12:00 p.m.			
Saturday	September 10	MARQUETTE	BOULDER	2:00 p.m.	22-7	NR	DNP
Sunday	September 11	Marquette vs. Creighton	BOULDER	11:30 a.m.			
Wednesday	September 14	*at Texas	Austin, Texas	5:30 p.m.	26-5	11th	Region Semis
Saturday	September 17	*NEBRASKA	BOULDER	7:00 p.m.	30-2	5th	Region Finals
Wednesday	September 21	*MISSOURI	BOULDER	7:00 p.m.	20-9	24th	Second Round
Saturday	September 24	*at Oklahoma	Norman, Okla.	6:00 p.m.	12-17	NR	DNP
Wednesday	September 28	*at Iowa State	Ames, Iowa	6:00 p.m.	8-21	NR	DNP
Saturday	October 1	*KANSAS	BOULDER	7:00 p.m.	19-12	RV	Second Round
Wednesday	October 5	*BAYLOR	BOULDER	7:00 p.m.	12-19	NR	DNP
Saturday	October 8	*at Texas Tech	Lubbock, Texas	6:00 p.m.	10-16	NR	DNP
Wednesday	October 12	*KANSAS STATE	BOULDER	7:00 p.m.	20-11	23rd	Second Round
Sunday	October 16	*at Texas A&M	College Station, Texas	1:00 p.m.	19-9	20th	Second Round
Saturday	October 22	*OKLAHOMA	BOULDER	7:00 p.m.	12-17	NR	DNP
Wednesday	October 26	*IOWA STATE	BOULDER	7:00 p.m.	8-21	NR	DNP
Saturday	October 29	*at Missouri	Columbia, Mo.	5:30 p.m.	20-9	24th	Second Round
Wednesday	November 2	*at Kansas	Lawrence, Kan.	6:00 p.m.	19-12	RV	Second Round
Saturday	November 5	*TEXAS TECH	BOULDER	7:00 p.m.	10-16	NR	DNP
Wednesday	November 9	*TEXAS	BOULDER	7:00 p.m.	26-5	11th	Region Semis
Saturday	November 12	*at Baylor	Waco, Texas	6:00 p.m.	12-19	NR	DNP
Wednesday	November 16	*at Kansas State	Manhattan, Kan.	6:00 p.m.	20-11	23rd	Second Round
Saturday	November 19	*TEXAS A&M	BOULDER	7:00 p.m.	19-9	20th	Second Round
Wednesday	November 23	*at Nebraska	Lincoln, Neb.	6:00 p.m.	30-2	5th	Region Finals
<b>UNIVERSITY OF DENVER THANKSGIVING TOURNAMENT</b>							
Friday	November 25	vs. Florida	Denver, Colo.	5:00 p.m.	28-5	15th	Second Round
Saturday	November 26	vs. Northern Colorado	Denver, Colo.	5:00 p.m.	25-9	NR	DNP
Thur.-Sun.	December 1-4	NCAA First/Second Rounds	Campus Sites				
Thur.-Sun.	December 8-11	NCAA Regionals	Campus Sites				
Thursday	December 15	NCAA National Semifinals	San Antonio, Texas				
Saturday	December 17	NCAA Championship	San Antonio, Texas				

\*— Big 12 Conference Match

## TRAVEL PLANS

Opponent	Depart	Return	Hotel	Phone	Fax
American Classic	A 25	A 28	Hilton DC – Silver Springs	301-589-5200	301-588-1841
Texas	S 14	S 15	Amerisuites	512-323-2121	512-323-5118
Oklahoma	S 23	S 25	Norman Fairfield Inn	405-447-1661	405-447-1661
Iowa State	S 27	S 28	The Hotel at Gateway Center	515-292-8600	515-268-2224
Texas Tech	O 7	O 8	Holiday Inn Park Plaza	806-797-3241	806-793-1203
Texas A&M	O 15	O 16	Drury Inn – Woodlands	281-362-7222	281-362-7222
Missouri	O 28	O 30	Candlewood Suites	573-817-0500	573-817-3364
Kansas	N 2	N 4	Springhill Suites	785-841-2700	785-841-2700
Baylor	N 11	N 13	Courtyard by Marriott	254-752-8686	254-752-1011
Kansas State	N 15	N 16	Fairfield Inn	785-539-2400	785-539-1483
Nebraska	N 22	N 24	Country Inn & Suites	402-476-5353	402-476-5445

**Credits:** The 2005 CU Volleyball media guide was produced through the combined efforts of the Sports Information Office and Whirlwind Graphics. The guide was written and edited by Troy Andre, Assistant Sports Information Director, with additional research help from student assistant Kyle Mead. Typesetting, layout and design was provided by Linda Hall of Whirlwind Graphics. The covers were designed by Deric Swanson, Director of BuffVision. Printing of the guide provided by Pioneer Press, Greeley, Colo.

The following photographers' work was used in the media guide: University of Colorado photography, Cliff Grassmick, Brian Lewis and Zemi Photographics.

## Sports Information

303-492-5626  
Fax 303-492-3811

### Dave Plati

*Associate Athletic Director/Sports Information*

Football, Men's Golf,  
Skiing Contact

Home: 303-494-0445  
david.plati@colorado.edu



### Troy Andre

*Assistant SID*

Volleyball, Women's  
Basketball Contact  
Internet Managing  
Editor

Home: 303-903-3654  
troy.andre@colorado.edu



### Lindsay Lew

*Associate SID*

Women's Soccer,  
Women's Golf  
Contact

Home: 720-841-3041  
lindsay.lew@colorado.edu



### Andrew Green

*Assistant SID*

Men's Basketball,  
Men's and Women's  
Tennis Contact

Home: 303-543-3755  
andrew.green@colorado.edu



## Welcome to CU Volleyball

The University of Colorado Sports Information Service and volleyball head coach Pi'i Aiu would like to welcome you to the 2005 volleyball season. We encourage your involvement in CU volleyball and strive to provide the media with a professional atmosphere in which to cover our matches. For your benefit, please read through the following guidelines and give us a call at 303-492-5626 or pay us a visit in the Balch Fielhouse Annex located on the west side of Folsom Field if we can be of any assistance.

## Practices

Practices are generally held in the early afternoon at either Carlson Gymnasium or the Coors Events/Conference Center. All practices are open to the media. Please contact volleyball SID Troy Andre at 303-492-5626 if you wish to attend practice.

## Interviews

All players and coaches are available for interviews throughout the week except on match days. All interviews must be made through volleyball SID Troy Andre at 303-492-5626, preferably with at least 24 hours notice. The best time to interview players is after practice and matches.

## Media/Photo Credentials

Members of the media can gain admittance to matches only with the proper credentials. Credentials should be requested at least one day prior to the match through volleyball SID Troy Andre at 303-492-5626. All sports season credentials will also be honored at volleyball matches and seating is on a first-come, first-serve basis. Note: The above applies to all matches except NCAA Tournament matches.

## Coors Events/Conference Center

All matches are scheduled for the Coors Events/Conference Center near the southeast corner of the CU campus. See page 5 for directions. Parking is free. As you walk to the CECC, the media entrance is located near the garage door on the lower north side.

## During The Game

Statistics will be distributed after every game and at the end of every match. Phone lines are available both court side and in the media workroom. The press row number is 303-492-1552 and the media room is 303-492-0712 while the media room fax is 303-492-0711. The Coors Events/Conference Center is also equipped for wireless internet access.

## Updated Notes/Statistics

Updated statistics, player and team information, Big 12 Conference standings and upcoming opponent information will be available by Tuesday of each week. If you wish to receive notes or stats, please call volleyball SID Troy Andre at 303-492-5626 or via e-mail at troy.andre@colorado.edu. You can also download the release on the Internet in .pdf format at CUBuffs.com

## On The Internet

All Colorado volleyball information can be viewed through the Buffs' comprehensive website at CUBuffs.com. All the latest information on coaches and players, as well as all the boxscores, latest statistics and weekly releases are available.

## Big 12 Services

For conference information, please contact the Big 12 office at 214-742-1212. The Big 12's website is www.big12sports.com, and the mailing address is 2201 Stemmons Freeway, 28th Floor; Dallas, TX 75207.

## Print

**BOULDER DAILY CAMERA**  
P.O. Box 591; Boulder, CO 80306  
303-473-1313 • fax 303-473-1517  
www.thedailycamera.com

**DENVER POST**  
1560 Broadway, 3rd Floor; Denver, CO 80202  
303-820-1294 • fax 303-866-9004  
www.denverpost.com

**ROCKY MOUNTAIN NEWS**  
100 Gene Amole Way; Denver, CO 80204  
303-892-5100 • fax 303-892-2602  
www.rockymountainnews.com

**BUFFALO SPORTS NEWS**  
PO Box 11046; Boulder, CO 80301  
303-530-3099

**COLORADO DAILY**  
2610 Pearl Street; Boulder, CO 80302  
303-443-6272 • fax 720-564-1880  
www.coloradodaily.com

**CAMPUS PRESS**  
478 UCB; Boulder, CO 80309  
303-492-4557

**LONGMONT TIMES-CALL**  
350 Terry Street; Longmont, CO 80501  
303-776-2244 • fax 303-678-8615  
www.longmontfyi.com

**COLORADO SPRINGS GAZETTE**  
P.O. Box 1779; Colorado Springs, CO 80901  
800-800-4899 • fax 719-636-0163  
www.gazette.com

**FT. COLLINS COLORADOAN**  
P.O. Box 1577; Ft. Collins, CO 80522  
970-224-7750 • fax 970-224-7899  
www.coloradoan.com

## Radio

**KOA 850 AM & KKZN 760 AM**  
4695 S. Monaco St.; Denver, CO 80237  
303-713-8685 • fax 303-713-8509

**KKFN 950 AM**  
1095 S. Monaco Pkwy.; Denver, CO  
80224  
303-321-0950 • fax 303-321-0708

**KVCU 1190 AM**  
Campus Box 207; Boulder, CO 80309  
303-492-5031 • fax 303-492-1369

**KLZ 560 AM**  
2150 W. 29th Ave. #300; Denver, CO  
80211  
303-477-5600

## Television

**KWGN (2 • WB)**  
P.O. Box 5222; Englewood, CO 80155  
303-740-2814 • fax 303-796-3772

**KCNC (4 • CBS)**  
1044 Lincoln St.; Denver, CO 80203  
303-830-6321 • fax 303-894-6040

**KMGH (7 • NBC)**  
123 Speer Blvd; Denver, CO 80203  
303-832-0169 • fax 303-832-0199

**KUSA (9 • ABC)**  
500 Speer Blvd; Denver, CO 80203  
303-871-1490 • fax 303-698-4700

**KDVR (31 • FOX)**  
100 E. Speer Blvd; Denver, CO 80203  
303-566-7717 • fax 303-566-2908

**FOX SPORTS NET**  
2300 15th Street, Suite 300; Denver, CO  
80202  
720-898-2700 • fax 720-898-2775

## Wire

**ASSOCIATED PRESS**  
1444 Wazee St., Ste 130; Denver, CO 80202  
303-825-0123 • fax 303-892-5927

# MEDIA HOSPITALITY

## Hotels (Boulder)

Millennium Harvest House Hotel (1345 28th Street).....	303-443-3850
Broker Inn (30th & Baseline Road).....	303-444-3330
Marriott Hotel (2660 Canyon Blvd.).....	303-440-8877
Courtyard by Marriott (4710 Pearl East Circle).....	303-440-4700
Golden Buff (1725 28th Street).....	303-442-7450
Boulderado Hotel (2115 13th Street).....	303-442-4344
Boulder Outlook (800 28th Street).....	303-443-3322
Days Inn (5397 South Boulder Road).....	303-499-4422
Boulder Inn (770 28th Street).....	303-449-3800
Residence Inn (3030 Center Green Drive).....	303-449-5545

## Hotels (Outlying)

Omni Interlocken Resort (500 Interlocken Blvd., Broomfield) ..	303-438-6600
Courtyard By Marriott (948 W. Dillon Road, Louisville) .....	303-604-0007
Ramada Inn (8773 Yates Drive, Westminster) .....	303-427-4000
Raintree Plaza (Diagonal Highway, Longmont) .....	303-444-2882
Hyatt Regency (1750 Welton Street, Denver).....	303-295-1200
Marriott City Center (1701 California, Denver).....	303-297-1300
Westin Tabor Center (1672 Lawrence, Denver).....	303-572-9100
Stouffer Concourse (3801 Quebec Street, Denver).....	303-399-7500
Adam's Mark (1550 Court Place, Denver).....	303-893-3333
Marriott West (1717 Denver West Parkway, Golden).....	303-279-9100
Brown Palace (321 17th Street, Denver).....	303-297-3111

## Airlines

America West.....	800-235-9292	Frontier.....	800-432-1359
American.....	800-433-7300	Midwest Express.....	800-452-2022
ATA.....	800-435-9282	Northwest.....	800-225-2525
Continental.....	800-525-0280	U.S. Air.....	800-428-4322
Delta.....	800-325-1999	United.....	800-241-6522

## Automobile Rentals (Denver International Airport)

Advantage.....	800-777-5500	Enterprise.....	800-325-8007
Alamo.....	800-327-9633	Hertz.....	800-654-3131
Avis.....	800-331-1212	National.....	800-328-4567
Budget.....	800-527-0700	Payless.....	800-237-2804
Dollar.....	800-800-4000	Thrifty.....	800-367-2277

## Bus, Taxi

RTD Bus Service (Denver-Boulder).....	303-778-6000
Metro Taxi.....	303-333-3333
Yellow Cab (Denver Metro).....	303-777-7777
Zone Cab (Denver Metro).....	303-444-8888
Boulder Yellow Cab.....	303-442-2277

## Restaurants (Boulder)

Pasta Jay's (1001 Pearl Street).....	303-444-5800
Dolan's Midtown (2319 Arapahoe Avenue).....	303-444-8758
Boulder Chop House (947 Walnut Street).....	303-443-1188
C.B. & Potts (555 Zang Street, Broomfield).....	720-887-3383
Juanita's (1043 Pearl Street).....	303-449-5273
Rio Grande (1101 Walnut Street).....	303-444-3690
Broker Inn Restaurant (30th & Baseline).....	303-449-1752
Old Chicago (1102 Pearl Street).....	303-443-5031
Boulder Cork (3295 30th Street).....	303-443-9505
The House (2860 Arapahoe Avenue).....	303-442-4594
Fancy Moose (inside the Millennium Hotel).....	303-443-3850
Flagstaff House (Flagstaff Road).....	303-442-4640
Jax Fish House (928 Pearl Street).....	303-444-1811
Corner Bar/Q's (13th & Spruce).....	303-442-4560
Turley's (2350 Arapahoe Avenue).....	303-442-2800
West End Tavern (926 Pearl Street).....	303-444-3535
Walnut Brewery (1123 Walnut Street).....	303-447-1345
The Kitchen (1039 Pearl Street).....	303-544-5973

The University of Colorado Coors Events/Conference Center has been the home of Colorado volleyball since 1988. The Center was originally called the CU Events/Conference Center, but was renamed in September 1990 in honor of a \$5 million gift from the Adolph Coors Foundation. The Events Center is named after the Coors family in recognition of this gift and their generous support of the university.

The Coors Events Center combines modern facilities with beauty, comfort and flexibility. The CECC's versatility provides an ideal location for sporting events, educational conferences, seminars, meetings, conventions, concerts, trade shows and a myriad of other activities. It is truly multi-purpose in nature and design.

Located just north of the Kittredge student housing complex on the Boulder campus, the CECC seats 11,064 and offers the Buffaloes a great home court advantage. CU has a 185-71 home record in their 19 years with a 180-59 mark at the CECC matches in 1986 and most of 1987 were played in the Balch Fieldhouse). Colorado has recorded at least 10 home wins in a season in 13 of the past 17 seasons including a perfect 14-0 mark in 1993. CU has ranked nationally in attendance in 10 of the past 12 seasons, including a No. 19 ranking in 1989 and 20th in 1999.



There are three levels to the CECC. The arena floor occupies 8,000 square feet, while the conference level takes up 15,000 square feet and houses two large conference rooms, one of which is tiered, and four smaller ones. All of the conference rooms are carpeted and air-conditioned. The concourse level contains the main entrances, concession areas, ticket offices and a first-aid room.

The \$7.7-million facility was financed by a combination of funds. State legislative appropriation, federal grants, private contributions and university funds all played a major part in the facility's construction revenue.

The CECC is within walking distance from all points of campus, and parking for Colorado volleyball matches is free to the public in the parking garage located just north of the arena. The southwest entrance faces the majestic flatirons, the mountains located west of campus, providing Colorado fans with one of most beautiful views in all of collegiate athletics when they arrive to the game.

Other events taking place at Coors include concerts and commencement for the fall semester. Bob Dylan, Jack Ingram and Juice Newton are just some of the artists who have taken the stage in the Events Center, providing an indoor venue for CU students and Boulder residents equipped to attract some of the best entertainers in the World.

## CU Home Record Year by Year

### Balch Fieldhouse

Year	Matches	Record	Pct.
1986	7	3-4	.429
1987	10	2-8	.200
<b>Totals</b>	<b>17</b>	<b>5-12</b>	<b>.294</b>

### Coors Events Conference Center

Year	Matches	Record	Pct.
1987	3	2-1	.667
1988	15	11-4	.733
1989	12	8-4	.667
1990	12	9-3	.750
1991	12	10-2	.833
1992	12	10-2	.833
1993	14	14-0	1.000
1994	17	13-4	.765
1995	13	10-3	.769
1996	17	11-6	.647
1997	14	12-2	.857
1998	16	12-4	.750
1999	14	10-4	.714
2000	13	8-5	.615
2001	14	12-2	.857
2002	14	8-6	.571
2003	12	10-2	.833
2004	15	10-5	.667
<b>Totals</b>	<b>239</b>	<b>180-59</b>	<b>.753</b>
<b>Overall</b>	<b>256</b>	<b>185-71</b>	<b>.723</b>



For the third-straight year, select University of Colorado volleyball matches will feature live video internet broadcasts through CUBuffs.com and its subscription service called The Stampede Online. This opportunity to watch live video broadcasts of CU Volleyball from anywhere in the world, is only available at CUBuffs.com.

**Visit CUBuffs.com for subscription information.**  
**Don't miss a minute of action!**

Now entering its 20th season, the University of Colorado volleyball program has kept some pretty elite company. One of only 14 NCAA Division I teams in the nation to play in 13 or more NCAA Tournaments since 1991, the Buffaloes routinely have played into the holiday season, vying for conference, regional and national honors.

Another tough Big 12 Conference season awaits the 2005 Buffaloes. Seven league teams, including Colorado, made the big dance in 2004, tying the Big Ten for the most in the nation. Fifteen of CU's 27 scheduled matches are against 2004 NCAA tournament teams including defending NCAA champion Stanford to kick off the Colorado Invitational on Sept. 8.

Here is a position-by-position breakdown of the 2005 Colorado Buffaloes:

**Outside Hitter:** Senior **Nicole Carr** is a three-year starter at one outside position and has a chance to join elite company in CU volleyball history. She is the Buffs' active leader in digs (876), well on track to join the 1,000 dig club. Carr also has a shot at 1,000 career kills, giving her a solid chance to become CU's ninth player with 1,000 kills and digs. Junior **Amber Nu'u** started the second half of the 2004 season at the other outside position after Maragda Santillana went down with a shoulder injury. She responded by averaging 2.8 kills per game and hitting .235 during that span. Sophomore **Amber Sutherland** played the least of CU's returning outside hitters, but saw her time increase towards the end of the season and had a solid NCAA Tournament match against Hawai'i. Freshman **Mallori Gibson**, named among PrepVolleyball.com's Top 250 in the nation, will compete with the three returnees on the outside.

"Nicole finished the (2004) season very strong at the NCAA Tournament and we're counting on her to build on that experience," CU head coach **Pi'i Aiu** said. "Amber Nu'u stepped in when Maragda went down and did a terrific job. Amber Sutherland also had a really good NCAA match. She played well both offensively and defensively."

**Right Side:** Even with average numbers, senior **Allie Griffin** will become the seventh player in CU history to have 1,000 kills and 200 blocks in a career some time early on in the Big 12 Conference schedule. But average doesn't even come close to describing what Griffin means to the Buffaloes. A 2004 honorable mention All-American, Griffin is an AVCA All-Central Region and All-Big 12 performer. She was a 2005 Preseason All-Big 12 pick and was the only Buff to start and play in every match and game last season. Griffin led CU in kills as a junior with 420, the 12th best mark in team history. She also showed her versatility by ranking second on the team in digs and third in blocks. Her presence on the court was so vital last year, that it played, in-part, in the staff's decision to redshirt freshman **Alex Buth**. A former Miss Michigan volleyball finalist, Buth is an

excellent athlete and pretty versatile in her own right. Not only is she Griffin's heir apparent, she is CU's back up setter and her athleticism gives the Buff staff plenty of options.

"Allie is going to be a big part of our offense again this year," Aiu said. "She's done a lot for us and we will be looking for her. Alex is a great athlete and can do many different things for us. She can play and I feel comfortable bringing her in at setter if we have to."

**Setter:** **Ashley Nu'u**, Amber's twin sister, kicked the injury bug that plagued her freshman year of 2003 and was CU's full-time starter at setter last fall. Nu'u gained honorable mention to the 2004 All-Big 12 team and is a 2005 Preseason All-Big 12 selection. She ranked fifth in the Big 12 in overall assists with 12.19 per game. Only a junior Nu'u is already fifth on CU's all-time list with 1,515. With no other pure setter on the team, there is no question the offense will run through Nu'u. Buth would spell Nu'u at the setter position if needed.

**Middle Blocker:** Injuries have unfortunately brought questions to the middle blocking position that will only be answered in time. All three of CU's returning middle blockers have been under the knife at least once since last season and only two will be able to take the court this season. Junior **Austin Zimmerman**, who has started all 59 matches of her Buffaloes career, will redshirt in 2005 as she recovers from surgeries on each of her knees. Classmate **Lara Bossow** had a break-out 2004 season leading the Buffaloes in blocking (1.06 bpg) but did not participate in spring drills as he recovered from her own knee surgery. Senior **Lynsey Mann** played in only nine matches in 2004, suffering a torn anterior cruciate ligament in her left knee against Missouri. Mann and Bossow will be joined by freshmen **Lauren Schaefer**, a PrepVolleyball.com High School All-American and **Dana Cray**, an All-California Interscholastic Federation performer who hails from the same club program as former CU All-Americans Kelly Campbell and Monique Gerlach.

"Lara had a lot of playing time last year and will be a big help to us," Aiu said. "Lynsey has had a really limited time at Division I, but is playing well right now. She is a really physical kid. The tough thing is none of our middle blockers played this spring, so in a

way we are starting fresh."

**Defense/Libero:** Senior **Kelly Masumiya** is fourth on CU's all-time list for games and matches played by a defensive specialist. She saw action in 24 matches as a junior and served as libero in 15 contests. Sophomore **Therese Vinal** played in 26 matches as a true freshman and at the libero position in all or parts of 18 contests. She averaged 2.15 digs per game during Big 12 matches. Senior **Krislen Morgado** has seen limited time in her two-year Buffaloes career and may miss a portion of the season with back problems. Freshman **Ashley VenHorst**, CU's first-ever player from Iowa, is a true libero and gives the Buffs depth on the back row.



Allie Griffin

# 2005 ROSTERS



1986 - COLORADO VOLLEYBALL - 2005

PLAYERS

## By State/Country

- California**
  - Dana Crary
  - Mallori Gibson
  - Lauren Schaefer
  - Therese Viñal
- Colorado**
  - Lara Bossow
  - Kelly Masumiya
  - Lynsey Mann
  - Amber Nu'u
  - Ashley Nu'u
  - Amber Sutherland
- Hawai'i**
  - Krislen Morgado
- Iowa**
  - Ashley VenHorst
- Louisiana**
  - Allie Griffin
- Michigan**
  - Alex Buth
- Washington**
  - Austin Zimmerman
- Wisconsin**
  - Nicole Carr
- By Position**
- Left Side Hitters**
  - Nicole Carr
  - Mallori Gibson
  - Amber Nu'u
  - Amber Sutherland
- Right Side Hitters**
  - Alex Buth
  - Allie Griffin
- Middle Blockers**
  - Lara Bossow
  - Dana Crary
  - Lynsey Mann
  - Lauren Schaefer
  - Austin Zimmerman
- Setter**
  - Ashley Nu'u
- Def. Specialist/Liberos**
  - Kelly Masumiya
  - Krislen Morgado
  - Ashley VenHorst
  - Therese Viñal
- By Height**
- 6-3**
  - Lynsey Mann
  - Lauren Schaefer
- 6-0**
  - Lara Bossow
  - Nicole Carr
  - Allie Griffin
  - Austin Zimmerman
- 5-11**
  - Mallori Gibson
  - Amber Nu'u
- 5-10**
  - Alex Buth
  - Dana Crary
  - Ashley Nu'u
  - Amber Sutherland
- 5-8**
  - Therese Viñal
- 5-7**
  - Ashley VenHorst
- 5-6**
  - Krislen Morgado
- 5-3**
  - Kelly Masumiya

## Alphabetical Roster

NO	PLAYER	POS	HT	YR	EXP	HOMETOWN (HS/Previous College)
11	Lara Bossow	MB	6-0	Jr.	2L	Vail, Colo. (Vail Mountain School)
8	Alexandra Buth	RS	5-10	Fr.	RS	East Grand Rapids, Mich. (East Grand Rapids)
10	Nicole Carr	OH	6-0	Sr.	3L	Wauwatosa, Wis. (Wauwatosa East)
5	Dana Crary	MB	5-10	Fr.	HS	Coto de Caza, Calif. (Santa Margarita Catholic)
77	Mallori Gibson	OH	5-11	Fr.	HS	Bakersfield, Calif. (Foothill)
9	Allie Griffin	RS	6-0	Sr.	3L	Baton Rouge, La. (Santa Fe Christian, San Diego, Calif.)
1	Lynsey Mann	MB	6-3	Sr.	1L	Highlands Ranch, Colo. (Fountain-Ft. Carson/Western St.)
6	Kelly Masumiya	DS/L	5-3	Sr.	3L	Highlands Ranch, Colo. (Smoky Hill)
13	Krislen Morgado	DS/L	5-6	Sr.	3L	Pearl City, Hawai'i (Punahou)
3	Amber Nu'u	OH	5-11	Jr.	2L	Aurora, Colo. (Smoky Hill)
2	Ashley Nu'u	S	5-10	Jr.	2L	Aurora, Colo. (Smoky Hill)
4	Lauren Schaefer	MB	6-3	Fr.	HS	Mountain View, Calif. (Los Altos)
12	Amber Sutherland	OH	5-10	So.	1L	Glenwood Springs, Colo. (Glenwood Springs)
14	Ashley VenHorst	DS/L	5-7	Fr.	HS	Bettendorf, Iowa (Pleasant Valley)
16	Therese Viñal	DS/L	5-8	So.	1L	Santa Clara, Calif. (Presentation)
7	Austin Zimmerman	MB	6-0	Jr.	2L	Cheney, Wash. (Lewis and Clark)

## Numerical Roster

NO	PLAYER	POS	HT	YR	EXP	HOMETOWN (HS/Previous College)
1	Lynsey Mann	MB	6-3	Sr.	1L	Highlands Ranch, Colo. (Fountain-Ft. Carson/Western St)
2	Ashley Nu'u	S	5-10	Jr.	2L	Aurora, Colo. (Smoky Hill)
3	Amber Nu'u	OH	5-11	Jr.	2L	Aurora, Colo. (Smoky Hill)
4	Lauren Schaefer	MB	6-3	Fr.	HS	Mountain View, Calif. (Los Altos)
5	Dana Crary	MB	5-10	Fr.	HS	Coto de Caza, Calif. (Santa Margarita Catholic)
6	Kelly Masumiya	DS/L	5-3	Sr.	3L	Highlands Ranch, Colo. (Smoky Hill)
7	Austin Zimmerman	MB	6-0	Jr.	2L	Cheney, Wash. (Lewis and Clark)
8	Alexandra Buth	RS	5-10	Fr.	RS	East Grand Rapids, Mich. (East Grand Rapids)
9	Allie Griffin	RS	6-0	Sr.	3L	Baton Rouge, La. (Santa Fe Christian, San Diego, Calif.)
10	Nicole Carr	OH	6-0	Sr.	3L	Wauwatosa, Wis. (Wauwatosa East)
11	Lara Bossow	MB	6-0	Jr.	2L	Vail, Colo. (Vail Mountain School)
12	Amber Sutherland	OH	5-10	So.	1L	Glenwood Springs, Colo. (Glenwood Springs)
13	Krislen Morgado	DS/L	5-6	Sr.	2L	Pearl City, Hawai'i (Punahou)
14	Ashley VenHorst	DS/L	5-7	Fr.	HS	Bettendorf, Iowa (Pleasant Valley)
16	Therese Viñal	DS/L	5-8	So.	1L	Santa Clara, Calif. (Presentation)
77	Mallori Gibson	OH	5-11	Fr.	HS	Bakersfield, Calif. (Foothill)

## How The Buffs Were Built

Freshman Recruits	
2002	Nicole Carr
	Allie Griffin
2003	Lara Bossow
	Amber Nu'u
	Ashley Nu'u
	Austin Zimmerman
2004	Alex Buth
	Amber Sutherland
2005	Mallori Gibson
	Lauren Schaefer
Walk-ons	
2002	Kelly Masumiya
2003	Krislen Morgado
2004	Therese Viñal
2005	Dana Crary
	Ashley VenHorst
Transfers	
2003	Lynsey Mann

## Pronunciation Guide

- Lara Bossow — Boss-oh
- Kelly Masumiya — mah-SUE-me-AH
- Therese Viñal — Vin-y'all
- Pi'i Aiu — P-E I-U
- Ashley & Amber Nu'u — New-ew

## Buff Birthdays

Amber Nu'u	January 23
Ashley Nu'u	January 23
Ashley VenHorst	January 29
Mallori Gibson	February 23
Amber Sutherland	April 4
Nicole Carr	May 7
Lauren Schaefer	June 2
Lynsey Mann	June 7
Allie Griffin	July 9
Austin Zimmerman	August 14
Alex Buth	August 22
Dana Crary	September 11
Kelly Masumiya	September 15
Lara Bossow	September 21
Therese Viñal	November 26

## Club Teams

Name	Club
Barnes	Texas Advantage
Bossow	Front Range
Buth	F.A.R. Out
Carr	Milwaukee Sting
Crary	Orange County - Nike
Gibson	Kern River
Griffin	Coast
Mann	Pikes Peak
Masumiya	Front Range
Nu'u	Front Range
Nu'u	Front Range
Schaefer	Vision 18 Gold
Sutherland	Defiance
VenHorst	Iowa Rockets
Viñal	Yahoo!
Zimmerman	Spokane Splash



## NICOLE CARR



**6-0, Senior, Outside Hitter**

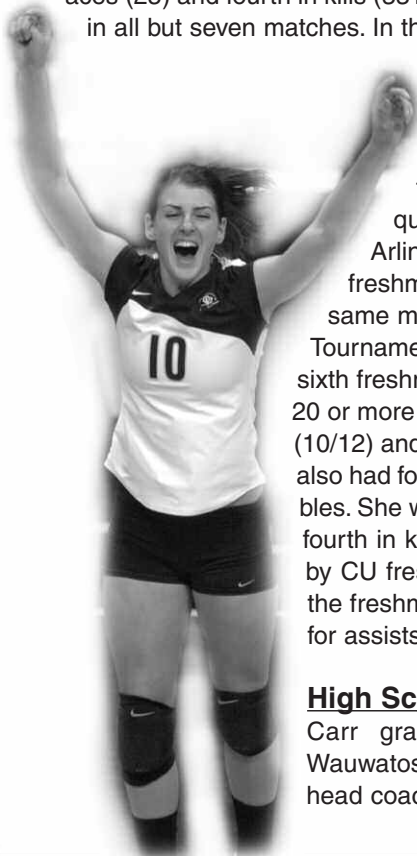
**10** Wauwatosa, Wis.  
(Wauwatosa East)

### As a Junior in 2004

Carr led Colorado in digs for the second-straight season with 239 (2.52 dpg). She ranked second on the team in attacks with 732 and had 237 kills to rank third. She played in all 28 matches, starting in 27. Carr set personal bests in attacks (51) and points (22.5) and tied career-highs in kills (20) and blocks (4) against Texas Tech (10/20). She had last registered 20 kills in a match as a freshman in 2002 against Texas-Arlington. Carr recorded a career-high .625 hitting percentage (16k-1e-24att) in the season-opening win over Denver. She totaled double-digits in digs in 13 of 28 matches this season and had seven double-doubles. Carr is CU's active career leader in double-doubles with 26, a mark that ties her with Courtney Owens (1991-95) for 13th on the school's all-time list.

### As a Sophomore in 2003

She was one of three CU players to play in all 111 games and started 30 of 31 contests. The reason for her lone non-start is that she played the libero position at Missouri (10/22), which is not considered a "starter." Carr emerged as CU's top defensive player, recording the eighth-best, single-season dig total in team history with 388. She also ranked eighth in the Big 12 in digs (3.50 dpg) and her total was the third highest in team history by a sophomore. Carr had CU's top five dig performances of 2003, including a personal-best 24 at home against Missouri (11/22). She earned Big 12 Player of the Week honors for her performance against Missouri (11/22) and at Texas (11/19) where she averaged 4.25 kills and 3.63 digs per game. Named MVP of the Denver Invitational, compiling 44 kills and 35 digs over three matches. Carr led the Buffs in attacks (889), was third in service aces (25) and fourth in kills (331) and points (379.5). She had a team-high 16 double-doubles and had double digits in digs in all but seven matches. In those seven matches, Carr had nine digs in four of them.



### As a Freshman In 2002

Carr responded to the challenge of having to step in right out of high school and played in every match for the Buffs, starting 22 of 30. She flew out of the gate quickly, and after an incredible game against Texas-Arlington (9/13) in which she became just the second freshman to record 20 or more kills (20) and digs (24) in the same match, she was honored with a Colorado PowerBar All-Tournament Team mention. In that match, she became just the sixth freshman to record 20 or more kills and the eighth to record 20 or more digs. She also recorded 20 digs against Kansas State (10/12) and recorded double-digits in digs a total of 12 times. She also had four matches with 10 or more kills and three double-doubles. She was second on the team in digs and digs per game and fourth in kills. Her season dig totals of 249 ranks eighth all time by CU freshmen and her 2.57 digs per game ranks seventh on the freshman charts. She also ranked high in terms of freshmen for assists (10th) and kills (11th).

### High School

Carr graduated from Wauwatosa East High School in Wauwatosa, Wis., after lettering four times in volleyball under head coach Joe Lynch. She led Wauwatosa East to at least the

### Carr in 2005

A three-year starter for Colorado, Nicole Carr enters her senior year with a chance to join the best all-around hitters in Buffaloes history. She has a solid chance to become the ninth member of CU's 1,000 kill-1,000 dig club needing 254 kills and 124 digs. Carr is Colorado's active leader in career digs (876) and is 13th on the school's all-time list. She ranks 21st in career kills (746) and is 13th in career attacks (2,143).

### Career Highs

- Kills**  
20, vs. Texas Tech (10/30/04),  
vs. Texas-Arlington (9/13/02)
- Attacks**  
51 vs. Texas Tech (10/30/04)
- Att Pct.**  
.625 (16k-1e-24att)  
vs. Denver (9/1/04)
- Digs**  
24, vs. Missouri (11/22/03),  
vs. Texas-Arlington (9/13/02)
- Blocks**  
4, three times  
(last vs. Texas Tech, 10/30/04)
- Assists**  
7, at Texas (11/5/02)
- Aces**  
4, vs. Texas (10/4/03)
- Points**  
22.5 vs. Texas Tech (10/30/04)

# 2005 BUFFALOES



PLAYERS


sectional semifinals each of her four years, while her freshman team lost in the state semifinals and her sophomore team lost in the state quarterfinals. As a sophomore, Carr was named second-team all-conference and honorable mention all-state. She earned first-team all-state, all-conference and all-area while being named Player of the Year for both her conference and area. As a senior she was named first-team All-American (one of 50 by Student Sports), as well as being named first-team all-state, all-conference and all-area. She was also named one of the Top 50 high school players by Volleyball Magazine, which listed her as the 37th-best player in the country on its Fab 50 list. The biggest moment of her high school career was her junior year when Wauwatosa East knocked off Wisconsin's No. 1 ranked team en route to a final four finish at state. She was also a forward on East's basketball team. She played club volleyball for the Milwaukee Sting Gold for eight years. Carr's 15's team earned a second place national finish while one of her 17's teams won a national championship.

## Personal

Nicole Angela Carr was born May 7, 1984, in Milwaukee, and her parents are Terry and Cindy Carr. Her mom played collegiate volleyball at Concordia University and she has one brother, Christopher, 24. She chose CU because "The first time I saw Boulder I fell in love. The coaches are great and the team is awesome." Her hobbies include photography and the arts.

## Academics

Carr is majoring in business administration, and currently boasts the team's best overall GPA with an impressive 3.773 mark. She landed first team Academic All-Big 12 Conference honors as a sophomore, her first year eligible, and was once again honored by the league office with a first team selection in 2004. She has led the team in GPA in four out of six semesters on campus. Carr is a five-time Dean's list member and member of the Big 12 Commissioner's Honor Roll all six of her semesters in Boulder. She was a member of the National Honor Society as well as the French Honor Society in high school.



## 2004 Match-by-Match

Team (Date)	GP	K	E	TA	Pct.	Ast.	SA	Dig	BS	BA	TB	Pts.
DENVER (9/1)	4	16	1	24	.625	2	0	16	0	0	0	16.0
vs. Cal State-Northridge (9/3)	3	7	2	27	.185	2	0	14	0	2	2	8.0
at Oregon (9/3)	3	9	4	22	.227	0	0	18	0	1	1	9.5
#10 COLORADO STATE (9/7)	3	6	8	16	-.125	0	1	13	0	0	0	7.0
PITTSBURGH (9/9)	2	3	1	8	.250	1	0	3	0	0	0	3.0
#20 SAN DIEGO (9/10)	5	9	6	29	.103	1	2	8	0	1	1	11.5
NORTH CAROLINA (9/11)	4	14	5	36	.250	0	2	19	1	1	2	17.5
*#16 KANSAS STATE (9/15)	2	2	6	10	-.400	1	0	3	0	0	0	2.0
*at Texas (9/18)	5	14	8	41	.146	4	0	16	0	1	1	14.5
*#7 NEBRASKA (9/22)	3	3	9	21	-.286	1	0	3	0	2	2	4.0
*BAYLOR (9/25)	3	7	4	17	.176	0	3	10	0	1	1	10.5
*at Texas Tech (9/29)	4	6	4	28	.071	0	0	5	1	1	2	7.5
*MISSOURI (10/2)	2	1	2	10	-.100	0	0	3	0	1	1	1.5
*at Iowa State (10/5)	3	2	1	8	.125	1	0	2	0	0	0	2.0
*KANSAS (10/9)	3	6	7	24	-.042	1	0	2	2	1	3	8.5
*at Oklahoma (10/16)	5	6	8	29	-.069	4	2	11	0	1	1	8.5
*#16 TEXAS A&M (10/20)	4	15	6	30	.300	2	1	6	0	0	0	16.0
*at Missouri (10/23)	3	9	3	26	.231	0	0	5	0	0	0	9.0
*at #4 Nebraska (10/27)	3	5	8	26	-.115	1	0	10	0	0	0	5.0
*TEXAS TECH (10/30)	4	20	10	51	.196	1	0	10	1	3	4	22.5
*#10 TEXAS (11/3)	4	10	5	28	.179	3	0	4	0	0	0	10.0
*at #14 Texas A&M (11/7)	3	11	8	32	.094	3	0	13	1	0	1	12.0
*at #20 Kansas State (11/10)	4	10	7	34	.088	1	0	14	0	0	0	10.0
*OKLAHOMA (11/13)	3	8	6	24	.083	6	1	9	0	0	0	9.0
*at Baylor (11/17)	3	7	6	32	.031	0	1	4	0	3	3	9.5
*IOWA STATE (11/24)	2	4	5	20	-.050	1	1	4	0	0	0	5.0
*at Kansas (11/27)	4	13	9	45	.089	0	0	10	0	1	1	13.5
vs. #2 Hawai'i (12/2)	4	14	8	34	.176	3	0	4	0	1	1	14.5
<b>TOTALS</b>	<b>95</b>	<b>237</b>	<b>157</b>	<b>732</b>	<b>.109</b>	<b>39</b>	<b>14</b>	<b>239</b>	<b>6</b>	<b>21</b>	<b>27</b>	<b>267.5</b>
<b>TOTALS - Big 12</b>	<b>67</b>	<b>159</b>	<b>122</b>	<b>527</b>	<b>.070</b>	<b>30</b>	<b>9</b>	<b>144</b>	<b>5</b>	<b>15</b>	<b>20</b>	<b>180.5</b>

## Carr's Season Stat Lines

Overall	MP-MS	GP	K	E	TA	Pct.	KPG	Ast.	APG	SA	Dig	DPG	BS	BA	TB	BPG	Pts.	+/-
2002-Fr.	30-22	97	178	130	522	.092	1.84	44	0.45	3	249	2.57	6	18	24	0.25	196.0	37.0
2003-So.	31-30	111	331	174	889	.177	2.98	46	0.41	25	388	3.50	9	29	38	0.34	379.5	161.5
2004-Jr.	28-27	95	237	157	732	.109	2.49	39	0.41	14	239	2.52	6	21	27	0.28	267.5	63.5
<b>TOTALS</b>	<b>89-79</b>	<b>303</b>	<b>746</b>	<b>461</b>	<b>2143</b>	<b>.133</b>	<b>2.46</b>	<b>129</b>	<b>0.43</b>	<b>42</b>	<b>876</b>	<b>2.89</b>	<b>21</b>	<b>68</b>	<b>89</b>	<b>0.29</b>	<b>843.0</b>	<b>262.0</b>
Big 12	MP-MS	GP	K	E	TA	Pct.	KPG	Ast.	APG	SA	Dig	DPG	BS	BA	TB	BPG	Pts.	+/-
2002-Fr.	20-15	66	107	84	319	.072	1.62	30	0.45	0	160	2.42	2	13	15	0.23	115.5	18.5
2003-So.	20-19	74	203	110	582	.160	2.74	33	0.45	15	251	3.39	5	17	22	0.30	231.5	87.5
2004-Jr.	20-19	67	159	122	527	.070	2.37	30	0.45	9	144	2.15	5	15	20	0.30	180.5	26.5
<b>TOTALS</b>	<b>60-53</b>	<b>207</b>	<b>469</b>	<b>316</b>	<b>1428</b>	<b>.107</b>	<b>2.27</b>	<b>93</b>	<b>0.45</b>	<b>24</b>	<b>555</b>	<b>2.68</b>	<b>12</b>	<b>45</b>	<b>57</b>	<b>0.26</b>	<b>455.5</b>	<b>132.5</b>



## ALLIE GRIFFIN



**6-0, Senior, Right Side**

**9 Baton Rouge, La.**  
(Santa Fe Christian, San Diego, Calif.)

### Griffin in 2005

One of the top right side hitters in the region, Allie Griffin will look to add to her nationally recognized resume as she begins her third year as a full-time starter for the Buffaloes. CU's active leader in kills with 797, she is well on pace to become the 12th Buffalo to record 1,000 career kills. Griffin also enters 2005 just 11 blocks shy of 200 giving her the chance to become just the seventh CU player with 1,000 kills and 200 blocks. Her name can also be found among CU's top 20 in assists and attacks and top 30 in digs.

### As a Junior in 2004


Playing and starting every game and match for the Buffaloes on the right side in 2004, Griffin earned AVCA All-Central Region first team honors and was given honorable mention to the AVCA All-America team. Griffin became CU's 14th first team all-region pick and is the eighth different Buffalo to be so honored. She also kept CU's streak alive of producing at least one all-region player for eight-straight seasons. Her all-region honor followed a well deserved spot on the All-Big 12 Conference first team. Griffin led Colorado in kills with 420, ranking 12th on the Buffs' single-season list. She also showed her versatility by ranking first on the team in service aces, second in digs and third in blocks. Griffin ranked fifth in the Big 12 in kills for both overall matches (4.24 kpg) and conference only contests (4.29 kpg). She compiled a team-leading eight double-doubles in 2004 and led or co- led the Buffaloes in kills in 18 out of 28 matches. She had five matches of 20-plus kills and seven matches of 20-plus points. Griffin's successful season started right away as she was named to the Oregon Classic All-Tournament team averaging 5.3 kills, 2.5 digs, 0.6 blocks and hit .590 over the season's first three matches. Griffin was awarded MVP honors at the Colorado Invitational by averaging 3.75 kills, 1.75 digs and 0.93 blocks. She achieved season highs with 25 kills twice – at Oklahoma (10/16) and vs. Texas Tech (10/30). She also established new personal standards with 18 digs at Iowa State (10/5) and eight blocks at Texas Tech (9/29).

### As a Sophomore in 2003

Griffin was one of just two Buffs, along with all-region middle blocker Monique Gerlach, to start every match and game for the Buffs. She made the transition from middle blocker to the right side smoothly, ranking second on the team in overall kills (343) and total blocks (86) and third in kills per game (3.09 kpg). She had 61 assists, the highest mark for a non-setter on the team. She topped the Buffs in total kills during Big 12 Conference matches (231), including a personal-best and team season-high 27 kills at Texas A&M (9/24). She recorded double digits in kills in 17 of 31 matches and led the Buffs in kills in seven matches. Griffin earned a spot on the Colorado Invitational All-Tournament team hitting .340 (25 kills-8 errors-50 attacks) while averaging 4.2 kills, 1.3 digs and 1.2 blocks per game.

### As a Freshman In 2002

Griffin played in 16 of the team's 30 matches, starting once, and saw time in 29 of 111 games. Although her time was limited behind two All-Big 12 middles, she took advantage of the time when it came her way. She led the Buffs in kills once, attack percentage twice and blocks twice. She was unstoppable against Texas-Arlington when she recorded eight kills off of 11 attacks with no errors for a .727 hitting percentage. She also recorded four assists and five blocks in the all-around performance, each of those turning out to be season highs. She finished the year with 34 kills, a .228 hitting percentage and 12 blocks.



### Career Highs

- Kills**  
27, at Texas A&M (9/24/03)
- Attacks**  
57, at Texas A&M (9/24/03)
- Att Pct.**  
.727 (17k-1e-22att)  
vs. Iowa State (11/24/04)  
(8k-0e-11att) vs. Maine (9/14/02)
- Digs**  
18 at Iowa State (10/5/04)
- Blocks**  
8 at Texas Tech (9/29/04)
- Assists**  
7 at Oklahoma (10/16/04)
- Aces**  
3 at Texas (9/18/04)
- Points**  
28.5 vs. Texas Tech (10/30/04),  
at Oklahoma (10/16/04)

# 2005 BUFFALOES



## High School


Griffin graduated from Santa Fe Christian High School in Solana Beach, Calif., after lettering four times in volleyball under three different head coaches. She led her teams to a combined 53-12 record over her junior and senior seasons. Her freshman team lost in the state quarterfinals while SFCHS was the CIF runner-up and California state runner-up during her senior season. Both her sophomore and junior years the team lost in the first round of the state playoffs. She was an all-district selection each of her four years, offensive MVP of SFCHS her sophomore through senior seasons, all-metro her junior and senior seasons and was co-Most Valuable Player of her league and a member of the California All-Star team her senior season. She played for the Coast volleyball club in San Diego for one year as a senior in high school.

## Personal

Allie Thompson Griffin was born July 9, 1984, in Baton Rouge, La., and her parents are Don and Kitty Griffin. She has three siblings, Jency, 26, Dori, 23, and McKenzie, 13. Her father was a quarterback at Southeastern State and Louisiana State.

## Academics

Griffin is a psychology major at Colorado, but is also interested in art and singing. She earned a spot on the Big 12 Commissioner's Honor Roll with a 3.0 GPA in the spring of 2004.



PLAYERS

## 2004 Match-by-Match

Team (Date)	GP	K	E	TA	Pct.	Ast.	SA	Dig	BS	BA	TB	Pts.
DENVER (9/1)	4	21	2	28	.679	1	1	10	1	4	5	25.0
vs. Cal State-Northridge (9/3)	3	21	3	28	.643	1	1	12	0	0	0	22.0
at Oregon (9/3)	3	11	2	22	.409	0	1	3	0	1	1	12.5
#10 COLORADO STATE (9/7)	3	8	2	18	.333	0	0	4	0	4	4	10.0
PITTSBURGH (9/9)	3	10	5	18	.278	1	2	8	0	2	2	13.0
#20 SAN DIEGO (9/10)	5	22	4	46	.391	4	0	5	0	7	7	25.5
NORTH CAROLINA (9/11)	4	13	9	37	.108	2	1	8	0	2	2	15.0
*#16 KANSAS STATE (9/15)	3	17	6	35	.314	6	0	9	0	6	6	20.0
*at Texas (9/18)	5	17	8	46	.196	5	3	9	0	4	4	22.5
*#7 NEBRASKA (9/22)	3	13	7	32	.188	2	0	7	0	4	4	15.0
*BAYLOR (9/25)	3	18	10	32	.250	0	1	7	0	1	1	19.5
*at Texas Tech (9/29)	4	14	3	35	.314	4	0	8	0	8	8	18.0
*MISSOURI (10/2)	3	16	7	42	.214	2	1	7	0	1	1	17.5
*at Iowa State (10/5)	3	14	6	29	.276	0	0	18	1	3	4	16.5
*KANSAS (10/9)	3	7	8	24	-.042	2	0	8	0	4	4	9.0
*at Oklahoma (10/16)	5	25	9	52	.308	7	2	13	0	3	3	28.5
*#16 TEXAS A&M (10/20)	4	15	11	40	.100	4	1	11	1	5	6	19.5
*at Missouri (10/23)	3	12	7	29	.172	0	0	8	0	0	0	12.0
*at #4 Nebraska (10/27)	3	12	6	29	.207	1	1	5	0	0	0	13.0
*TEXAS TECH (10/30)	4	25	9	49	.327	1	0	14	2	3	5	28.5
*#10 TEXAS (11/3)	4	12	14	42	-.048	1	0	11	0	3	3	13.5
*at #14 Texas A&M (11/7)	3	14	9	39	.128	2	2	10	0	0	0	16.0
*at #20 Kansas State (11/10)	4	12	11	43	.023	1	0	4	0	3	3	14.5
*OKLAHOMA (11/13)	3	9	6	22	.136	2	0	9	0	6	6	12.0
*at Baylor (11/17)	3	14	1	22	.591	1	0	6	1	4	5	17.0
*IOWA STATE (11/24)	3	17	1	22	.727	1	0	5	0	2	2	18.0
*at Kansas (11/27)	4	17	5	38	.316	3	1	7	0	1	1	18.5
vs. #2 Hawaii (12/2)	4	14	9	35	.143	4	0	5	0	3	3	15.5
<b>TOTALS</b>	<b>99</b>	<b>420</b>	<b>180</b>	<b>934</b>	<b>.257</b>	<b>58</b>	<b>18</b>	<b>231</b>	<b>6</b>	<b>85</b>	<b>91</b>	<b>487.5</b>
<b>TOTALS - Big 12</b>	<b>70</b>	<b>300</b>	<b>144</b>	<b>702</b>	<b>.222</b>	<b>45</b>	<b>12</b>	<b>176</b>	<b>5</b>	<b>62</b>	<b>67</b>	<b>349.0</b>

## Griffin's Season Stat Lines

Overall	MP-MS	GP	K	E	TA	Pct.	KPG	Ast.	APG	SA	Dig	DPG	BS	BA	TB	BPG	Pts.	+/-
2002-Fr.	16-1	29	34	16	79	.228	1.17	5	0.17	1	4	0.14	1	11	12	0.41	41.5	22.5
2003-So.	31-31	111	343	170	834	.207	3.09	61	0.55	5	172	1.55	14	72	86	0.77	398.0	203.0
2004-Jr.	28-28	99	420	180	934	.257	4.24	58	0.59	18	231	2.33	6	85	91	0.92	487.5	215.5
<b>TOTALS</b>	<b>75-60</b>	<b>239</b>	<b>797</b>	<b>366</b>	<b>1847</b>	<b>.233</b>	<b>3.33</b>	<b>124</b>	<b>0.52</b>	<b>24</b>	<b>407</b>	<b>1.70</b>	<b>21</b>	<b>168</b>	<b>189</b>	<b>0.79</b>	<b>927.0</b>	<b>441.0</b>
Big 12	MP-MS	GP	K	E	TA	Pct.	KPG	Ast.	APG	SA	Dig	DPG	BS	BA	TB	BPG	Pts.	+/-
2002-Fr.	9-0	14	18	8	38	.263	1.29	1	0.07	1	0	0.00	0	4	4	0.29	21.0	12.0
2003-So.	20-20	74	241	109	583	.226	3.26	34	0.46	3	118	1.59	8	39	47	0.64	271.5	148.5
2004-Jr.	20-20	70	300	144	702	.222	4.29	45	0.64	12	176	2.51	5	62	67	0.96	349.0	143.0
<b>TOTALS</b>	<b>49-40</b>	<b>158</b>	<b>559</b>	<b>261</b>	<b>1323</b>	<b>.225</b>	<b>3.54</b>	<b>80</b>	<b>0.51</b>	<b>16</b>	<b>294</b>	<b>1.86</b>	<b>13</b>	<b>105</b>	<b>118</b>	<b>0.75</b>	<b>641.5</b>	<b>303.5</b>



## KELLY MASUMIYA

5-3, Senior, Defensive Specialist/Libero

6 Highlands Ranch, Colo. (Smoky Hill)



### Masumiya in 2005

Kelly Masumiya is CU's most experienced back-row player. She enters the 2005 campaign with 65 matches and 150 games under her belt, both ranking fourth on CU's career list for defensive specialists.

### As a Junior in 2004

Masumiya served as CU's libero in 15 of the season's 28 matches. When she wasn't inserted into the libero position, Masumiya still contributed

considerable time on the court as a serving/defensive specialist. She logged career season-highs in matches (24) and games played (63). Masumiya also tallied 73 digs, averaging to 1.16 per game, which was well more than the total of her first two seasons combined (45). She accounted for six points as a junior, logging a kill at Texas (9/18), just the third of her career, and recording five aces. Masumiya tallied a season-high eight digs twice, against Cal State-Northridge (9/3) and at home against Kansas (10/9).

### As a Sophomore in 2003

Masumiya played in 37 games logging 26 digs, five assists and five service aces. She played the libero position in nine matches, mostly during non-conference action. Masumiya saw her most extended time in CU's win over Illinois State (9/6) at the Denver Invitational where she played in all five games and recorded a career-high 11 digs. Served an ace on her first touch of the ball in 2003, coming against No. 11 Penn State (8/29).

### As a Freshman in 2002

Masumiya played in 20 of 30 matches, starting seven. She hit 1.000 on the season as she had two kills on two attacks. She led the Buffs in service aces once, her only ace on the year against Bowling Green (9/13). She had 19 digs, with her season high of five coming against Oklahoma (10/5). Played in 10 straight matches near the end of the season, and in that span, played in all but two games.

### High School

Masumiya graduated from Smoky Hill High School in Aurora, Colo., after lettering in volleyball for one season. She previously attended Littleton High School in Littleton, Colo., and lettered her sophomore and junior seasons. Her junior year at LHS, her team went 21-9 and made the school's first-ever appearance (since opening in 1902) in the state tournament. Her Smoky Hill team went 29-3 her senior year and won the Colorado State Class 5A Championship, claiming the school's first-ever volleyball title. At Littleton, she was an honorable mention selection on the All-Continental League balloting as a sophomore. As a junior, she was first-team All-Continental League as a defensive specialist and voted the team's best defensive player and passer. At SHHS, she was voted Best-of-the-Best defensive specialist in the state by the *Rocky Mountain News* and second-team All-State defensive specialist by the *Aurora Sentinel*. The biggest moment of her high school career came in the state semifinals as a senior, where the Buffs rallied from an eight-point deficit against Rampart to claim the game and eventually the state title. Masumiya played club volleyball for the Front Range Volleyball Club as a libero and defensive specialist for four years. Front Range VBC qualified for the Junior Olympics all four years and in 2000-01 her 16's team was the first-ever in the Rocky Mountain Region to triple qualify.

### Career Highs

#### Kills

1 three times  
(last at Texas, 9/18/04)

#### Attacks

1, five times  
(last at Texas, 9/18/04)

#### Att Pct.

1.000 (1k-0e-1att), three times  
(last at Texas, 9/18/04)

#### Digs

11 vs. Illinois State (9/6/03)

#### Assists

2, vs. Illinois State (9/6/03),  
vs. Central Florida (9/5/03)

#### Aces

2, three times  
(last vs. Kansas, 10/9/04)

#### Points

2 four times  
(last vs. Kansas, 10/9/04)

# 2005 BUFFALOES




## Personal

Kelly Nicole Kyoko Masumiya was born Sept. 15, 1984, in Anaheim Hills, Calif. Her parents are Craig Richard and Shoko Phyllis Masumiya. She has one older sister, Katrina Mae Kazuo Masumiya, who was an elite gymnast and trained at one time for the Barcelona Olympics before retiring from the sport.

## Academics

Masumiya is a studio arts major at Colorado. She is a two-time member of the Big 12 Commissioner's Honor Roll. In high school, she was honorable mention Academic All-State, on the volleyball Academic Honor Roll and a member of the Highest Honor Roll.



PLAYERS

## 2004 Match-by-Match

Team (Date)	GP	K	E	TA	Pct.	Ast.	SA	Dig	BS	BA	TB	Pts.
DENVER (9/1)	4	0	0	0	.000	1	0	4	0	0	0	0.0
vs. Cal State-Northridge (9/3)	3	0	0	0	.000	1	0	8	0	0	0	0.0
at Oregon (9/3)	3	0	0	0	.000	0	0	0	0	0	0	0.0
#10 COLORADO STATE (9/7)	3	0	0	0	.000	0	0	5	0	0	0	0.0
PITTSBURGH (9/9)	3	0	0	0	.000	0	2	4	0	0	0	2.0
#20 SAN DIEGO (9/10)	5	0	0	0	.000	1	0	3	0	0	0	0.0
NORTH CAROLINA (9/11)	3	0	0	0	.000	1	1	6	0	0	0	1.0
*#16 KANSAS STATE (9/15)	3	0	0	1	.000	0	0	6	0	0	0	0.0
*at Texas (9/18)	5	1	0	1	1.000	1	0	3	0	0	0	1.0
*#7 NEBRASKA (9/22)	2	0	0	0	.000	0	0	3	0	0	0	0.0
*MISSOURI (10/2)	2	0	0	0	.000	0	0	3	0	0	0	0.0
*at Iowa State (10/5)	2	0	0	0	.000	0	0	0	0	0	0	0.0
*KANSAS (10/9)	3	0	0	0	.000	1	2	8	0	0	0	2.0
*at Oklahoma (10/16)	3	0	0	0	.000	0	0	1	0	0	0	0.0
*#16 TEXAS A&M (10/20)	4	0	0	0	.000	0	0	5	0	0	0	0.0
*at Missouri (10/23)	2	0	0	0	.000	0	0	3	0	0	0	0.0
*at #4 Nebraska (10/27)	1	0	0	0	.000	1	0	3	0	0	0	0.0
*#10 TEXAS (11/3)	2	0	0	0	.000	0	0	2	0	0	0	0.0
*at #14 Texas A&M (11/7)	3	0	0	0	.000	0	0	2	0	0	0	0.0
*at #20 Kansas State (11/10)	1	0	0	0	.000	0	0	0	0	0	0	0.0
*OKLAHOMA (11/13)	3	0	0	0	.000	0	0	2	0	0	0	0.0
*at Baylor (11/17)	1	0	0	0	.000	0	0	0	0	0	0	0.0
*IOWA STATE (11/24)	1	0	0	0	.000	0	0	2	0	0	0	0.0
*at Kansas (11/27)	1	0	0	0	.000	0	0	0	0	0	0	0.0
<b>TOTALS</b>	<b>63</b>	<b>1</b>	<b>0</b>	<b>2</b>	<b>.500</b>	<b>7</b>	<b>5</b>	<b>73</b>	<b>0</b>	<b>0</b>	<b>0</b>	<b>6.0</b>
<b>TOTALS - Big 12</b>	<b>39</b>	<b>1</b>	<b>0</b>	<b>2</b>	<b>.500</b>	<b>3</b>	<b>2</b>	<b>43</b>	<b>0</b>	<b>0</b>	<b>0</b>	<b>3.0</b>

## Masumiya's Season Stat Lines

Overall	MP-MS	GP	K	E	TA	Pct.	KPG	Ast.	APG	SA	Dig	DPG	BS	BA	TB	BPG	Pts.	+/-
2002-Fr.	20-7	50	2	0	2	1.000	0.04	1	0.02	1	19	0.38	0	0	0	0.00	3.0	-7.0
2003-So.	21-0	37	0	0	1	.000	0.00	5	0.14	5	26	0.70	0	0	0	0.00	5.0	-2.0
2004-Jr.	24-0	63	1	0	2	.500	0.02	7	0.11	5	73	1.16	0	0	0	0.00	6.0	-28.0
<b>TOTALS</b>	<b>65-7</b>	<b>150</b>	<b>3</b>	<b>0</b>	<b>5</b>	<b>.600</b>	<b>0.02</b>	<b>13</b>	<b>0.09</b>	<b>11</b>	<b>118</b>	<b>0.79</b>	<b>0</b>	<b>0</b>	<b>0</b>	<b>0.00</b>	<b>14.0</b>	<b>-37.0</b>
Big 12	MP-MS	GP	K	E	TA	Pct.	KPG	Ast.	APG	SA	Dig	DPG	BS	BA	TB	BPG	Pts.	+/-
2002-Fr.	13-7	38	0	0	0	.000	0.00	0	0.02	0	13	0.34	0	0	0	0.00	0.0	-3.0
2003-So.	11-0	14	0	0	0	.000	0.00	1	0.07	0	2	0.14	0	0	0	0.00	0.0	-2.0
2004-Jr.	17-0	39	1	0	2	.500	0.03	3	0.08	2	43	1.10	0	0	0	0.00	3.0	-18.0
<b>TOTALS</b>	<b>41-7</b>	<b>91</b>	<b>1</b>	<b>0</b>	<b>2</b>	<b>.500</b>	<b>0.01</b>	<b>4</b>	<b>0.04</b>	<b>2</b>	<b>58</b>	<b>0.64</b>	<b>0</b>	<b>0</b>	<b>0</b>	<b>0.00</b>	<b>3.0</b>	<b>-23.0</b>



## LYNSEY MANN




**6-3, Senior, Middle Blocker**

**1 Highlands Ranch, Colo.  
(Fountain-Ft. Carson/Western St.)**

### Mann in 2005

Lynsey Mann gives CU needed size at the middle blocker position. She missed the second half of the 2004 season after tearing the anterior cruciate ligament in her left knee in the home match against Missouri (10/2).



### As a Junior in 2004

Mann made her debut in a Colorado uniform against Cal State-Northridge (9/3) at the Oregon Classic. She recorded her first career kill on her first swing against the Matadors. Mann played in nine of 13 matches prior to her injury. She had a pair of kills and a career-best three blocks against No. 10 Colorado State (9/7). Her most extensive time came against No. 7 Nebraska (9/22) logging a career best four kills on just seven attacks with one error (.429). Mann had two solo blocks and her first career dig helping the Buffs to a win over No. 20 San Diego (9/10).

### Mann in 2003

She did not play, but practiced with CU in 2003 after transferring from Western State College, an NCAA Division II school in Gunnison, Colo.

### At Western State

A right side hitter and middle blocker at Western State, Mann was runner-up for the Rocky Mountain Athletic Conference Freshman of the Year honor. She was the team leader and second in the league in blocking (1.17) and eighth in the RMAC in hitting (.292). A two-sport athlete for the Mountaineers, she was an NCAA Division II All-American in track in the high jump, finishing fifth at the national championships with a jump of 5-5.

### High School

Mann was an All-Pikes Peak Conference player at the setter and middle blocker position for coach Kelly Aspegren her junior and senior seasons. She played for Colorado Springs' Pikes Peak Club Team and coach Ki Choi.

### Personal

The oldest daughter of John Mann (a former track athlete at Michigan) and Lynn Olney of Highlands Ranch was born June 7, 1983, in Greeley, Colo. She has two younger sisters, Gillian (20) and Ericca (18).

### Career Highs

#### Kills

4 vs. Nebraska (9/22/04)

#### Attacks

7 vs. Nebraska (9/22/04)

#### Digs

1, three times  
(last vs. Missouri 10/2/04)

#### Blocks

3, vs. San Diego (9/10/04),  
vs. Colorado State (9/7/04)

#### Points

4.5 vs. Nebraska (9/22/04)

### Academics

Mann is a psychology major at Colorado. A three-time member of the Big 12 Commissioner's Honor Roll, Mann had the team's top GPA during the fall of 2004 (3.775) and was named to the Dean's List.

### 2004 Match-by-Match

Team (Date)	GP	K	E	TA	Pct.	Ast.	SA	Dig	BS	BA	TB	Pts.
vs. Cal State-Northridge (9/3)	1	1	0	1	1.000	0	0	0	0	0	0	1.0
#10 COLORADO STATE (9/7)	2	2	1	4	.250	0	0	0	0	3	3	3.5
#20 SAN DIEGO (9/10)	1	0	0	0	.000	0	0	1	2	1	3	2.5
NORTH CAROLINA (9/11)	2	2	0	3	.667	0	0	1	0	0	0	2.0
*#16 KANSAS STATE (9/15)	1	0	0	1	.000	0	0	0	0	0	0	0.0
*at Texas (9/18)	1	0	0	0	.000	0	0	0	0	0	0	0.0
*#7 NEBRASKA (9/22)	2	4	1	7	.429	0	0	0	0	1	1	4.5
*at Texas Tech (9/29)	1	0	0	0	.000	0	0	0	0	0	0	0.0
*MISSOURI (10/2)	1	1	1	2	.000	0	0	1	0	1	1	1.5
<b>TOTALS</b>	<b>12</b>	<b>10</b>	<b>3</b>	<b>18</b>	<b>.389</b>	<b>0</b>	<b>0</b>	<b>3</b>	<b>2</b>	<b>6</b>	<b>8</b>	<b>15.0</b>
<b>TOTALS - Big 12</b>	<b>6</b>	<b>5</b>	<b>2</b>	<b>10</b>	<b>.300</b>	<b>0</b>	<b>0</b>	<b>1</b>	<b>0</b>	<b>2</b>	<b>2</b>	<b>6.0</b>

### Mann's Season Stat Lines

Overall	MP-MS	GP	K	E	TA	Pct.	KPG	Ast.	APG	SA	Dig	DPG	BS	BA	TB	BPG	Pts.	+/-
2004-Jr.	9-0	12	10	3	18	.389	0.83	0	0.00	0	3	0.25	2	6	8	0.67	15.0	11.0
Big 12	MP-MS	GP	K	E	TA	Pct.	KPG	Ast.	APG	SA	Dig	DPG	BS	BA	TB	BPG	Pts.	+/-
2004-Jr.	5-0	6	5	2	10	.300	0.83	0	0.00	0	1	0.17	0	2	2	0.33	6.0	4.0

# 2005 BUFFALOES



## KRISLEN MORGADO



**5-6, Senior, Defensive Specialist/Libero**

**13 Pearl City, Hawai'i (Punahou)**

### Morgado in 2005

Krislen Morgado is back for her third season in a CU uniform after walking on prior to the 2003 campaign. She is one of two senior defensive specialists and will be right in the middle of the back row battle.

### As a Junior in 2004

Morgado saw action in five matches, but four of her appearances came in the last six contests including CU's NCAA Tournament match against her

home state school, and No. 2 ranked Hawai'i. She played in four matches during the Big 12 Conference season, a career first, recording two digs. Saw her most extended playing time in CU's home finale in 2004, participating in a pair of games against Iowa State (11/24).

### As a Sophomore in 2003

Morgado appeared in one game as a sophomore, subbing in as a defensive specialist against Villanova during the 2003 Colorado Invitational. She recorded a dig on her first touch of the ball against the Wildcats. She did not dress during the second half of the season while rehabbing a foot injury.

### High School

A four-year letterwinner at the libero position for coach Diana McKibben at Punahou, the Buff and Blue were the state runners-up her junior season before taking the state crown her senior campaign. She also lettered for a pair of seasons in track and field, throwing the shot put and discus. On the club side she played for Honolulu's Kila Kila and finished third in the 1998 Disney Tournament and went on to win the 1999 Commitment Division (Davis, Calif.) title as well as Crossroads.

### Personal

Born July 15, 1983, in Honolulu, Krislen Morgado is the daughter of former Kansas City Chiefs great and current Punahou High School track coach Arnold Morgado and Karen Morgado of Pearl City, which is on the island of Oahu. Her younger brother Landon will be a senior in high school and is a defensive specialist on the Outrigger Club Team. In her free time she enjoys going to the beach, body boarding, running, writing haiku and spending time with friends and family. Most people don't know that she has Sicilian bloodlines on her father's side of the family.

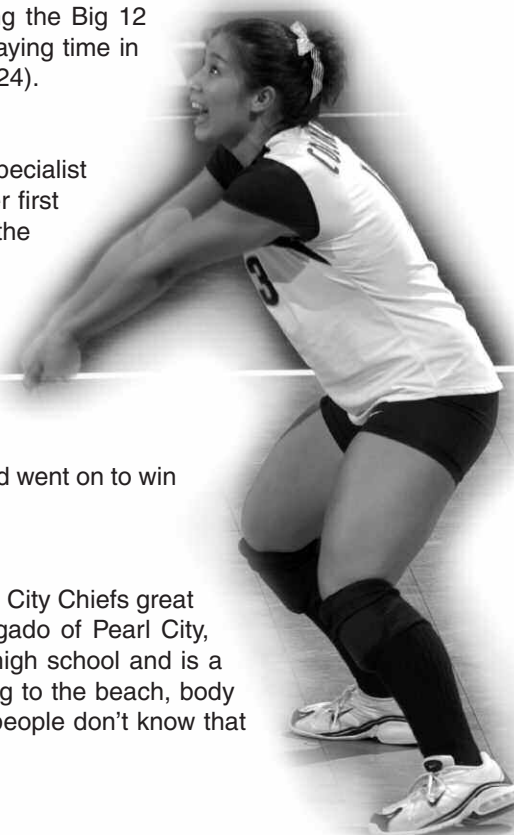
### Academics

Morgado earned a spot on the Big 12 Commissioner's Honor Roll last spring logging a 3.26 GPA. An athletic academic award recipient in high school, Morgado is a women's studies major, with an emphasis in pediatric physical therapy, at Colorado.

### Career Highs

#### Digs

1 three times  
(last vs. Iowa State 11/24/04)



PLAYERS

### 2004 Match-by-Match

Team (Date)	GP	K	E	TA	Pct.	Ast.	SA	Dig	BS	BA	TB	Pts.
*at Texas Tech (9/29)	1	0	0	0	.000	0	0	1	0	0	0	0.0
*at #20 Kansas State (11/10)	1	0	0	0	.000	0	0	0	0	0	0	0.0
*at Baylor (11/17)	1	0	0	0	.000	0	0	0	0	0	0	0.0
*IOWA STATE (11/24)	2	0	0	0	.000	0	0	1	0	0	0	0.0
vs. #2 Hawai'i (12/2)	1	0	0	0	.000	0	0	0	0	0	0	0.0
<b>TOTALS</b>	<b>6</b>	<b>0</b>	<b>0</b>	<b>0</b>	<b>.000</b>	<b>0</b>	<b>0</b>	<b>2</b>	<b>0</b>	<b>0</b>	<b>0</b>	<b>0.0</b>
<b>TOTALS - Big 12</b>	<b>5</b>	<b>0</b>	<b>0</b>	<b>0</b>	<b>.000</b>	<b>0</b>	<b>0</b>	<b>2</b>	<b>0</b>	<b>0</b>	<b>0</b>	<b>0.0</b>

### Morgado's Season Stat Lines

Overall	MP-MS	GP	K	E	TA	Pct.	KPG	Ast.	APG	SA	Dig	DPG	BS	BA	TB	BPG	Pts.	+/-
2003-So.	1-0	1	0	0	0	.000	0.0	0	0.0	0	1	1.00	0	0	0	0.0	0.0	0.0
2004-Jr.	5-0	6	0	0	0	.000	0.0	0	0.0	0	2	0.33	0	0	0	0.0	0.0	0.0
<b>Totals</b>	<b>6-0</b>	<b>7</b>	<b>0</b>	<b>0</b>	<b>0</b>	<b>.000</b>	<b>0.0</b>	<b>0</b>	<b>0.0</b>	<b>0</b>	<b>3</b>	<b>0.43</b>	<b>0</b>	<b>0</b>	<b>0</b>	<b>0.0</b>	<b>0.0</b>	<b>0.0</b>
Big 12	MP-MS	GP	K	E	TA	Pct.	KPG	Ast.	APG	SA	Dig	DPG	BS	BA	TB	BPG	Pts.	+/-
2004-Jr.	4-0	5	0	0	0	.000	0.0	0	0.0	0	2	0.40	0	0	0	0	0.0	0.0



## LARA BOSSOW



**6-0, Junior, Middle Blocker**

**11** Vail, Colo.  
(Vail Mountain School)

### As a Sophomore in 2004

Led Colorado in blocking with 104, ranking 15th on CU's single-season list, and was the first Buffalo to reach 100 for the season since all-time blocking leader Meghan Barkman had 115 in 2002. Bossow tied a school record for blocks in a 3-game match with a career-high 11 in CU's home win over No. 16 Kansas State (9/15). Her 11 blocks, also a school record for a sophomore, marked CU's first double-digit blocking performance since Barkman had 10 against Kansas in 2001 and tied for the second-highest total in the Big 12 in 2004. She had at least one block in all but one match (Missouri on 10/23) and had at least three blocks in 18 of 28 contests. Bossow hit .300 or better on 14 occasions last fall including a career-best .733 as she recorded 11 kills on 15 attacks with no errors in the Buffs' home win over Kansas (10/9). She reached double digits in kills three times and posted career-highs in kills (14), attacks (24) and points (17.5) in CU's NCAA Tournament match against No. 2 Hawai'i (12/2).

Bossow started 26 of 28 matches in the middle, giving way to teammate Allison Barnes on senior day against Iowa State (11/24) and coming off the bench against Hawai'i due to serving rotation.

### As a Freshman in 2003

Bossow only played 23 games in 14 matches, but her playing time increased considerably towards the end of the season. She saw action in the final four matches, including CU's NCAA Tournament contest against Michigan. In CU's final regular season match against Oklahoma, Bossow registered career-highs with five kills, four blocks and seven points. She also had four blocks and a personal-high nine attacks against Maine (8/31). Bossow made her collegiate debut at the Maine Sea-Sun Invitational with one kill and two digs against Southeast Missouri State (8/29).

### High School

Bossow earned three all-conference awards and was the 2002 Player of the Year at Vail Mountain School. She guided Vail to a 62-27 record in four seasons, including a 25-2 mark as a senior. She garnered Colorado All-State Tournament honors in 2001 and led VMS to district and regional championships her junior and senior seasons. She was all-state as a senior. She drove four days a week to Denver to play club ball for Front Range who was the Rocky Mountain Regional and Far Western Champions.

### Personal

Lara Kristina Bossow is the daughter of Gary Bossow and Mara and Tim Garton of Vail. The youngest of eight, she has one sister, Aspen, three step-sisters, Shannon (33), Bentley (26), and Madison (20) Garton, and three half siblings, Crystal (43), Travis (41) and Kevin (38) Bossow. Her step-father (Tim Garton) was a swimmer in the 1960s at Yale

### Bossow in 2005

Lara Bossow made enormous strides between her freshman and sophomore years. After riding the pine for much of her freshman campaign, playing behind all-region middle blocker Monique Gerlach, Bossow came into her own in 2004 becoming CU's top blocking threat and one of the team's most efficient hitters. With two seasons to go, she's just off CU's top 25 list for career blocking.



### Career Highs

- Kills**  
14 vs. Hawai'i (12/2/04)
- Attacks**  
24 vs. Hawai'i (12/2/04),  
vs. San Diego (9/10/04)
- Att Pct.**  
.733 (11k-0e-15att),  
vs. Kansas (10/9/04)
- Digs**  
7 vs. Texas A&M (10/20/04),  
at Texas (9/18/04)
- Blocks**  
11 vs. Kansas State (9/15/04)
- Assists**  
1 three times,  
last vs. Kansas (10/9/04)
- Aces**  
2 three times,  
last vs. Kansas (10/9/04)
- Points**  
17.5 vs. Hawai'i (12/2/04)


# 2005 BUFFALOES



and holds 21 world masters records and was a 1997 International Swimming Hall-of-Fame inductee. Her hobbies include golf and swimming.

## Academics

A scholar-athlete award winner at Vail Mountain, Bossow is a communication major at Colorado. She is also interested in studying political science with an eventual career in the stock market.



PLAYERS

## 2004 Match-by-Match

Team (Date)	GP	K	E	TA	Pct.	Ast.	SA	Dig	BS	BA	TB	Pts.
DENVER (9/1)	4	6	3	16	.188	0	2	1	2	3	5	11.5
vs. Cal State-Northridge (9/3)	3	4	0	9	.444	1	2	0	0	3	3	7.5
at Oregon (9/3)	3	3	1	6	.333	0	0	2	0	3	3	4.5
#10 COLORADO STATE (9/7)	2	3	4	9	-.111	0	1	1	0	1	1	4.5
PITTSBURGH (9/9)	3	6	3	14	.214	0	0	1	2	4	6	10.0
#20 SAN DIEGO (9/10)	5	12	1	24	.458	0	1	3	0	3	3	14.5
NORTH CAROLINA (9/11)	4	8	0	19	.421	0	1	4	0	4	4	11.0
*#16 KANSAS STATE (9/15)	3	7	0	14	.500	1	1	1	0	11	11	13.5
*at Texas (9/18)	5	9	2	18	.389	0	0	7	0	4	4	11.0
*#7 NEBRASKA (9/22)	3	5	3	14	.143	0	1	2	0	2	2	7.0
*BAYLOR (9/25)	3	2	1	9	.111	0	0	3	0	4	4	4.0
*at Texas Tech (9/29)	4	8	3	16	.313	0	0	1	1	6	7	12.0
*MISSOURI (10/2)	3	2	4	8	-.250	0	0	2	2	2	4	5.0
*at Iowa State (10/5)	3	5	0	12	.417	0	0	2	0	2	2	6.0
*KANSAS (10/9)	3	11	0	15	.733	1	2	1	0	4	4	15.0
*at Oklahoma (10/16)	5	3	2	9	.111	0	0	0	0	6	6	6.0
*#16 TEXAS A&M (10/20)	4	4	4	20	.000	1	0	7	0	6	6	7.0
*at Missouri (10/23)	3	2	4	15	.000	0	1	3	0	0	0	3.0
*at #4 Nebraska (10/27)	3	3	1	7	.286	1	0	5	0	1	1	3.5
*TEXAS TECH (10/30)	4	6	4	14	.143	0	0	2	0	2	2	7.0
*#10 TEXAS (11/3)	4	5	1	14	.286	0	0	0	0	7	7	8.5
*at #14 Texas A&M (11/7)	3	7	2	14	.357	0	0	0	0	1	1	7.5
*at #20 Kansas State (11/10)	4	6	0	15	.400	0	0	0	0	1	1	6.5
*OKLAHOMA (11/13)	3	5	3	11	.182	0	0	0	0	5	5	7.5
*at Baylor (11/17)	3	5	0	8	.625	0	0	0	0	4	4	7.0
*IOWA STATE (11/24)	3	7	1	5	.400	1	0	1	0	1	1	7.5
*at Kansas (11/27)	4	5	5	16	.000	0	0	2	0	1	1	5.5
vs. Hawai'i (12/2)	4	14	3	24	.458	0	0	0	1	5	6	17.5
<b>TOTALS</b>	<b>98</b>	<b>163</b>	<b>55</b>	<b>385</b>	<b>.281</b>	<b>6</b>	<b>12</b>	<b>51</b>	<b>8</b>	<b>96</b>	<b>104</b>	<b>231.0</b>
<b>TOTALS - Big 12</b>	<b>70</b>	<b>107</b>	<b>40</b>	<b>254</b>	<b>.264</b>	<b>5</b>	<b>5</b>	<b>39</b>	<b>3</b>	<b>70</b>	<b>73</b>	<b>150.0</b>

## Lara Bossow's Season Stat Lines

Overall	MP-MS	GP	K	E	TA	Pct.	KPG	Ast.	APG	SA	Dig	DPG	BS	BA	TB	BPG	Pts.	+/-
2003-Fr.	14-0	23	15	13	52	.038	0.65	0	0.00	0	4	0.17	1	12	13	0.57	22.0	5.0
2004-So.	28-26	98	163	55	385	.281	1.66	6	0.06	12	51	0.52	8	96	104	1.06	231.0	143.0
<b>Totals</b>	<b>42-26</b>	<b>121</b>	<b>178</b>	<b>68</b>	<b>437</b>	<b>.252</b>	<b>1.47</b>	<b>6</b>	<b>0.05</b>	<b>12</b>	<b>55</b>	<b>0.45</b>	<b>9</b>	<b>108</b>	<b>117</b>	<b>0.97</b>	<b>253.0</b>	<b>148.0</b>
Big 12	MP-MS	GP	K	E	TA	Pct.	KPG	Ast.	APG	SA	Dig	DPG	BS	BA	TB	BPG	Pts.	+/-
2003-Fr.	8-0	13	9	4	24	.208	0.69	0	0.00	0	0	0.00	0	6	6	0.46	12.0	6.0
2004-So.	20-19	70	107	40	254	.264	1.54	5	0.07	5	39	0.56	3	70	73	1.04	150.0	91.0
<b>Totals</b>	<b>28-19</b>	<b>83</b>	<b>116</b>	<b>44</b>	<b>278</b>	<b>.259</b>	<b>1.40</b>	<b>5</b>	<b>0.06</b>	<b>5</b>	<b>39</b>	<b>0.47</b>	<b>3</b>	<b>76</b>	<b>79</b>	<b>0.95</b>	<b>162.0</b>	<b>97.0</b>



## AMBER NU'U



**5-11, Junior, Outside Hitter**

**3 Aurora, Colo. (Smoky Hill)**

### Nu'u in 2005

Amber Nu'u, returning on the outside with Nicole Carr, brings upperclassman leadership to the Buffaloes starting lineup. She had several big performances during CU's run to the NCAA Tournament last season that has helped her prepare for a key role in the upcoming season.

### As a Sophomore in 2004

Nu'u stepped into a starting spot for the final nine matches of the season after a shoulder injury side-

lined Maragda Santillana. During that nine-match span she hit .235 and averaged 2.8 kills and a pair of digs per game. She recorded career highs with 17 kills, a .556 hitting percentage (17k-2e-27att) and three blocks in CU's home win over Oklahoma (11/13) that avenged an early season loss in Norman. Three days earlier against No. 16 Kansas State (11/10), she registered 16 kills and had eight digs. Nu'u had double digits in kills four times as a sophomore, all in the last six matches of the season. She also had a pair of double digit dig performances, including a season-high 12 against Texas Tech in her first start of the final stretch.

### As a Freshman in 2003

Nu'u served as the team's libero in nine matches as a freshman, including the final seven of the season. She played outside hitter in the other 15 matches she appeared in, recording seven starts. Nu'u had a memorable first match at the Coors Events Center, registering seven kills on eight attacks with no errors for an .875 hitting percentage against Oregon (9/12). Established career-highs with 19 kills on 36 attacks and 19 digs at Texas A&M (9/24). Had double-digit digs seven times in 2003 with five of them coming in the final 10 matches. She made her collegiate debut against Southeast Missouri State (8/29) at the Maine Sea-Sun Invitational ending with two kills.

### High School

As a middle at Overland High School her freshman year, she received her first of three straight second-team all-state honors after pacing the Trailblazers to a 15-11 record. She transferred to Smoky Hill and switched to the outside for the remainder of her prep career where she added second team All-Centennial League honors in 1999 and 2000, first team recognition in 2001, Class-5A Best-of-the-Best recognition as an outside her sophomore season and was the 2001 Colorado 5A State Tournament MVP and all-tournament as a junior. Both Denver daily's named her first-team All-Colorado in 2001. The transfer paid off as the Buffaloes were back-to-back Class 5A state champions in 2001 and 2002, with a combined record of 60-3 those two seasons. She sat out what would have been her senior season with a bulging disk in her back. Nu'u played for a Front Range Club team that won the 18 Open National Championship in Salt Lake City in 2002 and the Far Western Qualifier in Reno as well as taking the Rocky Mountain Regional Championship.



### Career Highs

- Kills**  
17 vs. Oklahoma (11/13/04)
- Attacks**  
36, at Kansas (11/27/04),  
at Texas A&M (9/24/03)
- Att Pct.**  
.556 (17k-2e-27att)  
vs. Oklahoma (11/13/04)
- Digs**  
19, at Texas A&M (9/24/03)
- Blocks**  
3 vs. Oklahoma (11/13/04)
- Assists**  
4, at Texas A&M (9/24/03)
- Aces**  
3, vs. Baylor (11/5/03)
- Points**  
20 vs. Oklahoma (11/13/04)

# 2005 BUFFALOES



PLAYERS

## Personal

Born Jan. 23, 1985, in Bakersfield, Calif., Amber Lee Nu'u is the oldest of Joe and Lisa Nu'u's three children. She is three minutes older than twin sister Ashley, a junior setter for the Buffs, as the two are just the second set of twins to play at CU following Sylvie and Josee Roberge (1997-01). Her 13-year-old brother will be in the eighth grade. Her hobbies including reading (her favorite author is Francine Rivers) and going to the movies.

## Academics

Nu'u is a sociology major at Colorado and is interested in pursuing a career as a neonatal nurse.

## 2004 Match-by-Match

Team (Date)	GP	K	E	TA	Pct.	Ast.	SA	Dig	BS	BA	TB	Pts.
DENVER (9/1)	1	4	2	10	.200	1	0	2	0	0	0	4.0
at Oregon (9/3)	2	5	3	14	.143	1	0	8	0	1	1	5.5
#10 COLORADO STATE (9/7)	1	2	0	3	.667	0	0	2	0	0	0	2.0
PITTSBURGH (9/9)	2	2	5	9	-.333	2	1	3	0	0	0	3.0
#20 SAN DIEGO (9/10)	2	1	0	1	1.000	0	0	0	0	0	0	1.0
NORTH CAROLINA (9/11)	1	0	1	1	-1.000	0	0	2	0	0	0	0.0
*#16 KANSAS STATE (9/15)	2	7	4	13	.231	1	0	8	0	0	0	7.0
*at Texas (9/18)	2	0	1	2	-.500	0	0	0	0	0	0	0.0
*#7 NEBRASKA (9/22)	1	2	3	10	-.100	0	0	0	0	0	0	2.0
*at Texas Tech (9/29)	3	1	1	2	.000	0	0	0	0	0	0	1.0
*MISSOURI (10/2)	2	7	2	17	.294	2	0	5	0	2	2	8.0
*at Iowa State (10/5)	2	2	4	16	-.125	0	1	5	0	1	1	3.5
*at Oklahoma (10/16)	1	0	0	0	.000	0	0	0	0	0	0	0.0
*#16 TEXAS A&M (10/20)	1	5	1	7	.571	1	0	1	0	0	0	5.0
*at Missouri (10/23)	1	0	0	0	.000	0	0	0	0	0	0	0.0
*at #4 Nebraska (10/27)	1	1	0	1	1.000	0	0	1	0	0	0	1.0
*TEXAS TECH (10/30)	4	5	1	16	.250	3	1	12	1	0	1	7.0
*#10 TEXAS (11/3)	4	6	4	24	.083	1	0	10	0	1	1	6.5
*at #14 Texas A&M (11/7)	1	1	0	1	1.000	3	0	1	0	0	0	1.0
*at #20 Kansas State (11/10)	4	16	7	34	.265	1	0	8	0	0	0	16.0
*OKLAHOMA (11/13)	3	17	2	27	.556	1	1	4	1	2	3	20.0
*at Baylor (11/17)	3	5	4	25	.040	0	2	9	0	1	1	7.5
*IOWA STATE (11/24)	3	12	1	31	.355	0	0	9	0	1	1	12.5
*at Kansas (11/27)	4	12	8	36	.111	1	0	7	1	0	1	13.0
vs. #2 Hawaii'i (12/2)	4	9	5	23	.174	0	1	0	0	0	0	10.0
<b>TOTALS</b>	<b>55</b>	<b>122</b>	<b>59</b>	<b>323</b>	<b>.195</b>	<b>18</b>	<b>7</b>	<b>97</b>	<b>3</b>	<b>9</b>	<b>12</b>	<b>136.5</b>
<b>TOTALS - Big 12</b>	<b>42</b>	<b>99</b>	<b>43</b>	<b>262</b>	<b>.214</b>	<b>14</b>	<b>5</b>	<b>80</b>	<b>3</b>	<b>8</b>	<b>11</b>	<b>111.0</b>

## Amber Nu'u's Season Stat Lines

Overall	MP-MS	GP	K	E	TA	Pct.	KPG	Ast.	APG	SA	Dig	DPG	BS	BA	TB	BPG	Pts.	+/-
2003-Fr.	26-7	88	81	47	235	.145	0.92	27	0.31	6	175	1.99	0	3	3	0.03	88.5	-18.5
2004-So.	25-10	55	122	59	323	.195	2.22	18	0.33	7	97	1.76	3	9	12	0.22	136.5	41.5
<b>Totals</b>	<b>51-17</b>	<b>143</b>	<b>203</b>	<b>106</b>	<b>558</b>	<b>.174</b>	<b>1.42</b>	<b>45</b>	<b>0.31</b>	<b>13</b>	<b>272</b>	<b>1.90</b>	<b>3</b>	<b>12</b>	<b>15</b>	<b>0.10</b>	<b>225.0</b>	<b>23.0</b>
Big 12	MP-MS	GP	K	E	TA	Pct.	KPG	Ast.	APG	SA	Dig	DPG	BS	BA	TB	BPG	Pts.	+/-
2003-Fr.	20-6	72	60	34	183	.142	0.83	25	0.35	6	154	2.14	0	3	3	0.04	67.5	-20.5
2004-So.	18-9	42	99	43	262	.214	2.36	14	0.33	5	80	1.90	3	8	11	0.26	111.0	38.0
<b>Totals</b>	<b>38-15</b>	<b>114</b>	<b>159</b>	<b>77</b>	<b>445</b>	<b>.184</b>	<b>1.39</b>	<b>39</b>	<b>0.34</b>	<b>11</b>	<b>234</b>	<b>2.05</b>	<b>3</b>	<b>11</b>	<b>14</b>	<b>0.12</b>	<b>178.5</b>	<b>17.5</b>



## ASHLEY NU'U



**5-10, Junior, Setter**  
**2 Aurora, Colo.**  
**(Smoky Hill)**

### Nu'u in 2005

Ashley Nu'u is ready to assume her place among the elite setters in CU history. Only a junior, she is already fifth on CU's all-time assists list with 1,515. Nu'u is the only returning setter on the Buffs roster so there is no question the 2005 offense starts here.

### As a Sophomore in 2004

Nu'u earned honorable mention to the 2004 All-Big 12 Conference team in her first year as a full-time

starter. She ranked fifth in the Big 12 in overall assists with 12.19 per game and was sixth in league-only contests at 11.79 per game. Her season total of 1,146 assists ranks 12th on CU's single-season list. She is the 12th different CU player to record triple figures in three separate statistical categories adding 119 kills and 144 digs, a feat that has happened a total of 23 times. Nu'u set career-highs in assists (63), kills (eight) and attacks (14) during the team's win over No. 20 San Diego (9/10). She would increase her personal-best in kills to nine while setting a career-marks in points (12) and hitting percentage (.750, 9k-0e-12att — min. 10 attacks) against Oklahoma (11/13). Nu'u tied a school record for most attacks in which all ended in kills with seven in the home win over No. 16 Kansas State (9/15). She earned a spot on both the Oregon Classic and Colorado Invitational All-Tournament teams. She averaged 13.5 assists, 1.7 digs, 0.9 blocks per game and hit .593 (17k-1e-27att) over the three matches of the Colorado Invitational. Nu'u had the highest hitting percentage on the team among those with 200 or more attacks and ranked second on the squad in aces (14) and fourth in total blocks (63).

### As a Freshman in 2003

Voted as the 2003 Big 12 Conference Preseason Freshman of the Year. Only a sore back during the non-conference season prevented Nu'u from achieving those early expectations. She missed eight matches early, but came on strong to play in 19 of the final 20 contests, providing CU with an added boost during its second half run. She used her blocking skills to be a front-row force in the Buffs' two-setter system used at the end of 2003. Nu'u recorded 30 of her 46 season blocks in the final seven matches of the season. Nu'u was second on the team in attack percentage (.311), assists (369) and blocks per game (0.80). She had seven blocks, including four solo, at Texas Tech (11/8) just one shy of CU's single-match record for a setter. Nu'u had the fifth most assists by a freshman in team history and ranked fourth in solo blocks by a freshman.

### High School

One of the most intensely recruited preps in her class, Ashley Nu'u was the No. 2 ranked recruit in the nation following a stellar prep career. At Overland High School her freshman year she took her first of four first-team All-Centennial League and all-state honors home. As a sophomore, Smoky Hill went 26-1 during the regular season, took district and regionals and she was named the Best-of-the-Best at setter. As a junior and senior, the Buffaloes were 60-3 including a one-loss senior campaign that saw her average 10.9 assists, and swept the postseason with district, regional and back-to-back Class 5A state championships. She was the *Rocky Mountain News* and *Denver Post* Class 5A Player of the Year and was nominated for Sportswoman of Colorado

### Career Highs

- Kills**  
9 vs. Oklahoma (11/13/04)
- Attacks**  
14 vs. San Diego (9/10/04), vs. Nebraska (11/26/03)
- Att Pct.**  
1.000 (7k-0e-7att) vs. Kansas State (9/15/04); .750 (9k-0e-12att) vs. Oklahoma (11/13/04)
- Digs**  
11 vs. Texas A&M (10/20/04)
- Blocks**  
7 at Texas Tech (11/8/03)
- Assists**  
63 vs. San Diego (9/10/04)
- Aces**  
2 four times (last at Kansas State 11/10/04)
- Points**  
12 vs. Oklahoma (11/13/04)



# 2005 BUFFALOES



PLAYERS

following in 2001 and 2002. She was voted to the Colorado State Tournament All-Tournament team in 2001 and 2002. She played for a Front Range Club team that won the 18 Open National Championship in Salt Lake City in 2002 and the Far Western Qualifier in Reno as well as taking the Rocky Mountain Regional Championship. She played on USA Volleyball's Junior National Team in 2001 (at the World Championships in the Dominican Republic) and 2002 (captaining the latter).

## Personal

Born Jan. 23, 1985, in Bakersfield, Calif., Ashley Nu'u is the second daughter (by three minutes) of Joe and Lisa Nu'u of Aurora. Her twin sister Amber is a junior outside hitter at Colorado, and her 13-year-old brother will be in the eighth grade. She and Amber are just the second set of twins to play at CU following Sylvie and Josee Roberge (1997-01). Her hobbies including reading (her favorite author is Francine Rivers) as volleyball consumes most of her free time.

## Academics

Ashley is majoring in psychology at CU.



## 2004 Match-by-Match

Team (Date)	GP	K	E	TA	Pct.	Ast.	SA	Dig	BS	BA	TB	Pts.
DENVER (9/1)	3	4	2	10	.200	43	0	1	0	0	0	4.0
vs. Cal State-Northridge (9/3)	3	7	1	13	.462	43	2	10	0	2	2	10.0
at Oregon (9/3)	3	3	1	6	.333	32	0	5	0	1	1	3.5
#10 COLORADO STATE (9/7)	3	1	1	8	.000	40	1	5	1	2	3	4.0
PITTSBURGH (9/9)	3	7	0	9	.778	38	2	5	0	3	3	10.5
#20 SAN DIEGO (9/10)	5	8	1	14	.500	63	0	8	0	3	3	9.5
NORTH CAROLINA (9/11)	2	2	0	4	.500	34	0	4	0	1	1	2.5
*#16 KANSAS STATE (9/15)	3	7	0	7	1.000	41	1	6	0	3	3	9.5
*at Texas (9/18)	5	7	2	11	.455	58	0	5	1	2	3	9.0
*#7 NEBRASKA (9/22)	3	5	1	10	.400	32	2	3	1	0	1	8.0
*BAYLOR (9/25)	3	3	1	9	.222	51	0	4	0	3	3	4.5
*at Texas Tech (9/29)	4	4	2	8	.250	35	0	3	0	2	2	5.0
*MISSOURI (10/2)	3	6	1	9	.556	38	0	4	1	3	4	8.5
*at Iowa State (10/5)	3	2	2	7	.000	44	1	8	0	1	1	3.5
*KANSAS (10/9)	3	4	1	8	.375	39	0	3	1	4	5	7.0
*at Oklahoma (10/16)	5	7	1	12	.500	51	0	9	0	3	3	8.5
*#16 TEXAS A&M (10/20)	4	4	2	11	.182	47	0	11	0	1	1	4.5
*at Missouri (10/23)	3	2	1	6	.167	31	1	1	0	0	0	3.0
*at #4 Nebraska (10/27)	3	3	1	7	.286	28	1	2	1	0	1	5.0
*TEXAS TECH (10/30)	4	2	2	5	.000	55	0	7	0	3	3	3.5
*#10 TEXAS (11/3)	4	8	0	11	.727	37	0	4	0	5	5	10.5
*at #14 Texas A&M (11/7)	3	3	0	8	.375	33	0	2	0	0	0	3.0
*at #20 Kansas State (11/10)	4	2	4	9	-.222	40	2	6	0	0	0	4.0
*OKLAHOMA (11/13)	3	9	0	12	.750	42	1	4	1	2	3	12.0
*at Baylor (11/17)	3	1	4	7	-.429	40	0	5	0	3	3	2.5
*IOWA STATE (11/24)	3	3	2	6	.167	47	0	9	0	5	5	5.5
*at Kansas (11/27)	2	1	2	4	-.250	13	0	2	0	0	0	1.0
vs. #2 Hawaii (12/2)	4	4	1	9	.333	51	0	8	1	3	4	6.5
<b>TOTALS</b>	<b>94</b>	<b>119</b>	<b>36</b>	<b>240</b>	<b>.346</b>	<b>1146</b>	<b>14</b>	<b>144</b>	<b>8</b>	<b>55</b>	<b>63</b>	<b>168.5</b>
<b>TOTALS - Big 12</b>	<b>68</b>	<b>83</b>	<b>29</b>	<b>167</b>	<b>.323</b>	<b>802</b>	<b>9</b>	<b>98</b>	<b>6</b>	<b>40</b>	<b>46</b>	<b>118.0</b>

## Ashley Nu'u's Season Stat Lines

Overall	MP-MS	GP	K	E	TA	Pct.	KPG	Ast.	APG	SA	Dig	DPG	BS	BA	TB	BPG	Pts.	+/-
2003-Fr.	22-2	60	56	14	135	.311	0.93	369	6.15	1	56	0.93	18	30	48	0.80	90.0	63.0
2004-So.	28-28	94	119	36	240	.346	1.26	1146	12.19	14	144	1.53	8	55	63	0.67	168.5	82.5
<b>Totals</b>	<b>50-30</b>	<b>154</b>	<b>175</b>	<b>50</b>	<b>375</b>	<b>.333</b>	<b>1.14</b>	<b>1515</b>	<b>9.84</b>	<b>15</b>	<b>200</b>	<b>1.30</b>	<b>26</b>	<b>85</b>	<b>111</b>	<b>0.72</b>	<b>258.5</b>	<b>145.5</b>
Big 12	MP-MS	GP	K	E	TA	Pct.	KPG	Ast.	APG	SA	Dig	DPG	BS	BA	TB	BPG	Pts.	+/-
2003-Fr.	18-0	49	49	11	109	.349	1.00	283	5.78	1	44	0.90	15	23	38	0.78	76.5	60.5
2004-So.	20-20	68	83	29	167	.323	1.22	802	11.79	9	98	1.44	6	40	46	0.68	118.0	52.0
<b>Totals</b>	<b>38-20</b>	<b>117</b>	<b>132</b>	<b>40</b>	<b>276</b>	<b>.333</b>	<b>1.13</b>	<b>1085</b>	<b>9.27</b>	<b>10</b>	<b>142</b>	<b>1.21</b>	<b>21</b>	<b>63</b>	<b>84</b>	<b>0.72</b>	<b>194.5</b>	<b>112.5</b>



## AUSTIN ZIMMERMAN



**6-0, Junior, Middle Blocker**

**7 Cheney, Wash.  
(Lewis and Clark)**

### Zimmerman in 2005

Austin Zimmerman will redshirt this season as she recovers from off-season surgeries on both knees. Zimmerman has been a fixture on the Colorado front row for the last two seasons, starting every match of her career. Zimmerman, who has played both right side and middle in her collegiate career, is already 19th on CU's all-time blocking list (181) and is on pace to rank among the Buffs' all-time hitters in terms of percentage.

### As a Sophomore in 2004

Zimmerman led all Colorado primary attackers in hitting percentage last year sporting a .297 mark (198k-63e-455att) while averaging 2.02 kills and 1.90 digs per game. She averaged exactly one block per game ranking just behind fellow sophomore middle Lara Bossow who led the Buffs at 1.06 bpg. Her 98 total blocks ranked 18th on CU's all-time single season list. She had at least one block in all but three matches and at least three blocks in 18 of 28 matches including a string of 10 straight (9/15 vs. Kansas State to 10/20 vs. Texas A&M). Zimmerman also had at least five digs in 18 of 28 matches peaking with a career-high 16 at Kansas (11/27). She hit .350 or better on 12 occasions including a personal-best .647 in the home finale against Iowa State (11k-0e-17att). Zimmerman started all 28 matches, one of only three Buffs to do so, and has started all 59 matches of her career.

### As a Freshman in 2003

Zimmerman became the first true-freshman to start every match since Elizabeth Gower in 1999. Her 31 starts were also the second most by a freshman in team history, trailing only Karrie Downey's 35 starts in 1991. Zimmerman ranked fourth on CU's season freshman chart with 110 games played. She had the second most blocks by any CU freshman (75) trailing only Meghan Barkman who had 134 in 1999. Zimmerman also ranked ninth in digs by a freshman with 213. She earned a spot on the Denver Invitational All-Tournament team by hitting .309 (34k-10e-67att) while averaging 2.27 digs and one block per game. Opened her Big 12 career in style by recording a career-best 19 kills against Texas Tech in Boulder (9/17). She was a consistent presence on the floor averaging 1.77 kills, 1.97 digs and 0.75 blocks per game.

### High School

After finishing seventh in the state tournament as a junior, Zimmerman paced a Lewis and Clark team to an undefeated regular season Greater Spokane Lake League title in 2002 going 13-0 in conference play, 34-4 overall, en route to bringing district and regional championship titles and a third place state finish home. She was voted the best hitter in 2000 and MVP of the Spokane Splash in 2002 when the club team took fifth place at nationals in the open division.

### Personal

Austin Brooke Zimmerman is the oldest of Randy and Melaine Zimmerman's three children. Randy played running back in college for the University of Oregon (one year) and the University of Idaho (three years).

### Career Highs

- Kills**  
19, vs. Texas Tech (9/17/03)
- Attacks**  
34, vs. Texas Tech (9/17/03)
- Att Pct.**  
.647 (11k-0e-17att)  
vs. Iowa State (11/24/04)
- Digs**  
16 at Kansas (11/27/04)
- Blocks**  
8 vs. Iowa State (11/24/04)
- Assists**  
5, vs. Illinois State (9/6/03)
- Aces**  
3, four times  
(last vs. Hawaii'i 12/2/04)
- Points**  
21.5, vs. Texas Tech (9/17/03)




# 2005 BUFFALOES



Her younger sister Hannah will be a junior in high school and her younger brother, Joe, will be a freshman. Her hobbies include rafting, camping, kayaking, going to the lake and spending time with friends.

## Academics

A sociology major at Colorado, Zimmerman earned a spot on the Big 12 Commissioner's Honor Roll last spring, sporting a 3.469 GPA.



PLAYERS

### 2004 Match-by-Match

Team (Date)	GP	K	E	TA	Pct.	Ast.	SA	Dig	BS	BA	TB	Pts.
DENVER (9/1)	4	8	3	17	.294	2	0	7	0	1	1	8.5
vs. Cal State-Northridge (9/3)	3	7	1	14	.429	0	3	5	0	2	2	11.0
at Oregon (9/3)	3	3	2	10	.100	0	0	6	0	1	1	3.5
#10 COLORADO STATE (9/7)	3	4	0	8	.500	0	0	2	0	4	4	6.0
PITTSBURGH (9/9)	3	8	0	17	.471	1	0	7	1	1	2	9.5
#20 SAN DIEGO (9/10)	5	10	2	19	.421	1	2	8	0	7	7	15.5
NORTH CAROLINA (9/11)	4	10	4	21	.286	0	0	8	1	0	1	11.0
*#16 KANSAS STATE (9/15)	3	6	1	13	.385	0	0	3	0	3	3	7.5
*at Texas (9/18)	5	10	4	20	.300	1	0	0	0	5	5	12.5
*#7 NEBRASKA (9/22)	2	3	3	8	.000	0	0	2	0	4	4	5.0
*BAYLOR (9/25)	3	6	2	17	.235	0	0	0	2	3	5	9.5
*at Texas Tech (9/29)	4	3	2	12	.083	0	0	6	0	5	5	5.5
*MISSOURI (10/2)	3	4	1	13	.231	1	0	3	1	5	6	7.5
*at Iowa State (10/5)	3	9	0	17	.529	0	0	1	0	3	3	10.5
*KANSAS (10/9)	3	13	2	19	.579	0	0	3	0	6	6	16.0
*at Oklahoma (10/16)	5	5	7	23	-.087	0	2	13	0	3	3	8.5
*#16 TEXAS A&M (10/20)	4	6	4	23	.087	1	0	15	1	3	4	8.5
*at Missouri (10/23)	3	5	0	13	.385	3	1	8	0	0	0	6.0
*at #4 Nebraska (10/27)	3	4	2	15	.133	1	0	5	0	0	0	4.0
*TEXAS TECH (10/30)	4	11	4	20	.350	1	0	3	0	7	7	14.5
*#10 TEXAS (11/3)	4	4	3	20	.050	1	1	8	1	2	3	7.0
*at #14 Texas A&M (11/7)	3	3	3	10	.000	1	0	9	0	0	0	3.0
*at #20 Kansas State (11/10)	4	6	2	19	.211	1	1	10	0	2	2	8.0
*OKLAHOMA (11/13)	3	8	1	13	.538	0	0	7	1	4	5	11.0
*at Baylor (11/17)	3	11	3	17	.471	0	0	4	0	6	6	14.0
*IOWA STATE (11/24)	3	11	0	17	.647	2	0	12	0	8	8	15.0
*at Kansas (11/27)	4	13	5	23	.348	2	1	16	0	1	1	14.5
vs. #2 Hawaii (12/2)	4	7	2	17	.294	1	3	15	0	4	4	12.0
<b>TOTALS</b>	<b>98</b>	<b>198</b>	<b>63</b>	<b>455</b>	<b>.297</b>	<b>20</b>	<b>14</b>	<b>186</b>	<b>8</b>	<b>90</b>	<b>98</b>	<b>265.0</b>
<b>TOTALS - Big 12</b>	<b>69</b>	<b>141</b>	<b>49</b>	<b>332</b>	<b>.277</b>	<b>15</b>	<b>6</b>	<b>128</b>	<b>6</b>	<b>70</b>	<b>76</b>	<b>188.0</b>

### Zimmerman's Season Stat Lines

Overall	MP-MS	GP	K	E	TA	Pct.	KPG	Ast.	APG	SA	Dig	DPG	BS	BA	TB	BPG	Pts.	+/-
2003-Fr.	31-31	110	195	70	468	.267	1.77	48	0.44	20	217	1.97	8	75	83	0.75	260.5	104.5
2004-So.	28-28	98	198	63	455	.297	2.02	20	0.20	14	186	1.90	8	90	98	1.00	265.0	149.0
<b>Totals</b>	<b>59-59</b>	<b>208</b>	<b>393</b>	<b>133</b>	<b>923</b>	<b>.282</b>	<b>1.89</b>	<b>68</b>	<b>0.33</b>	<b>34</b>	<b>403</b>	<b>1.94</b>	<b>16</b>	<b>165</b>	<b>181</b>	<b>0.87</b>	<b>525.5</b>	<b>253.5</b>
Big 12	MP-MS	GP	K	E	TA	Pct.	KPG	Ast.	APG	SA	Dig	DPG	BS	BA	TB	BPG	Pts.	+/-
2003-Fr.	20-20	74	133	47	316	.272	1.89	29	0.39	12	141	1.91	7	46	53	0.72	175.0	65.0
2004-So.	20-20	69	141	49	332	.277	2.04	15	0.22	6	128	1.86	6	70	76	1.10	188.0	107.0
<b>Totals</b>	<b>40-40</b>	<b>143</b>	<b>274</b>	<b>96</b>	<b>648</b>	<b>.275</b>	<b>1.92</b>	<b>44</b>	<b>0.31</b>	<b>18</b>	<b>269</b>	<b>1.88</b>	<b>13</b>	<b>116</b>	<b>129</b>	<b>0.90</b>	<b>363.0</b>	<b>172.0</b>



## AMBER SUTHERLAND



5-10, Sophomore, Outside Hitter

12 Glenwood Springs, Colo.  
(Glenwood Springs)

### Sutherland in 2005

Amber Sutherland came on strong during the final weeks of the 2004 season and will battle for a starting role on the outside opposite senior Nicole Carr. Her biggest game as a freshman was on college volleyball's big stage, so she is ready for the challenge of the Big 12 season.


### As a Freshman in 2004

Sutherland played in just four out of the first 20 matches of the season, but after shoulder injury sidelined Maragda Santillana, she competed in seven of the final eight contests and showed some

great promise. Her best match was arguably CU's NCAA Tournament outing against undefeated and No. 2 ranked Hawai'i. She played all four games finishing with a career-high nine digs and a personal-best tying two blocks. Her pair of blocks, which nearly doubled her season output, both came late in game one allowing the Buffs to take the frame from the Rainbow Wahine. She registered a personal-high six kills while playing all three games at No. 14 Texas A&M (11/7). Sutherland made her collegiate debut at Oregon (9/3) recording one dig and tallied her first kill at Iowa State (10/5) on match point as CU wrapped up a three-game win.

### High School

Named the 2003 *Rocky Mountain News* and *Denver Post* Colorado Class 4A Player of the Year after leading Glenwood Springs High School to a 29-1 record and a spot in the state semifinals. Earned a spot on the 2003 *Rocky Mountain News* All-Colorado volleyball team, and was the only non-Class 5A selection. Also named to the *Denver Post* All-Colorado volleyball squad. Selected as one of the top 100 high school volleyball players in the country by PrepVolleyball.com. Topped Class 4A in kills (385) and attacks as a senior while hitting .382. A four-time, All-Western Slope League selection. Tabbed the Western Slope Player of the Year in 2003. Second-team all-state selection as a sophomore. Led the Demons to an overall record of 82-17 during her four-year varsity career. Lettered in both track & field and basketball as well. Sutherland was the 2003 Colorado Class 4A state champion in the discus and runner-up in the shot put. In 2004 she was the state runner-up in both the discus and shot put. Holds school record in the discus at 130-7 and freshman records for shot put (35-10), long jump (15-11) and discus (120-11). Leading scorer for the Demons' basketball squad as a senior, earning a spot on the All-Western Slope League team.



### Career Highs

#### Kills

6 at Texas A&M (11/7/04)

#### Attacks

22 vs. Hawai'i (12/2/04)

#### Attack Pct

500 (5k-0e-10att)  
vs. Iowa State (11/24/04)

#### Digs

9 vs. Hawai'i (12/2/04)

#### Blocks

2 vs. Hawai'i (12/2/04),  
vs. Iowa State (11/24/04)

#### Points

6.5 at Texas A&M (11/7/04)

### Personal

Born Amber Michelle Sutherland on April 4, 1986, in Glenwood Springs. She is the daughter of Mike and Debby Sutherland. She has an older sister, Nicole, and a younger sister, Courtney, who will be a senior in high school.

### Academics

Sutherland is an open option major at Colorado.

### 2004 Match-by-Match

Team (Date)	GP	K	E	TA	Pct.	Ast.	SA	Dig	BS	BA	TB	Pts.
at Oregon (9/3)	1	0	0	0	.000	0	0	1	0	0	0	0.0
NORTH CAROLINA (9/11)	1	0	0	0	.000	0	0	0	0	0	0	0.0
*#7 NEBRASKA (9/22)	1	0	2	2	-1.000	0	0	0	0	0	0	0.0
*at Iowa State (10/5)	1	1	1	2	.000	0	0	0	0	0	0	1.0
*#10 TEXAS (11/3)	2	3	3	7	.000	0	0	0	0	0	0	3.0
*at #14 Texas A&M (11/7)	3	6	2	14	.286	0	0	2	0	1	1	6.5
*at #20 Kansas State (11/10)	2	1	0	1	1.000	0	0	0	0	0	0	1.0
*at Baylor (11/17)	1	1	0	3	.333	0	0	0	0	0	0	1.0
*IOWA STATE (11/24)	1	5	0	10	.500	0	0	1	0	2	2	6.0
*at Kansas (11/27)	2	3	3	9	.000	0	0	3	0	0	0	3.0
vs. #2 Hawai'i (12/2)	4	5	8	22	-.136	0	0	9	0	2	2	6.0
<b>TOTALS</b>	<b>19</b>	<b>25</b>	<b>19</b>	<b>70</b>	<b>.086</b>	<b>0</b>	<b>0</b>	<b>16</b>	<b>0</b>	<b>5</b>	<b>5</b>	<b>27.5</b>
<b>TOTALS - Big 12</b>	<b>13</b>	<b>20</b>	<b>11</b>	<b>48</b>	<b>.188</b>	<b>0</b>	<b>0</b>	<b>6</b>	<b>0</b>	<b>3</b>	<b>3</b>	<b>21.5</b>

### Sutherland's Season Stat Lines

Overall	MP-MS	GP	K	E	TA	Pct.	KPG	Ast.	APG	SA	Dig	DPG	BS	BA	TB	BPG	Pts.	+/-
2004-Fr.	11-0	19	25	19	70	.086	1.32	0	0.00	0	16	0.84	0	5	5	0.26	27.5	4.5
Big 12	MP-MS	GP	K	E	TA	Pct.	KPG	Ast.	APG	SA	Dig	DPG	BS	BA	TB	BPG	Pts.	+/-
2004-Fr.	8-0	13	20	11	48	.188	1.54	0	0.00	0	6	0.46	0	3	3	0.23	21.5	8.5

# 2005 BUFFALOES



## THERESE VIÑAL



**5-8, Sophomore, Defensive Specialist/Libero**

**16 Santa Clara, Calif. (Presentation)**

es with 10 or more digs with the top performance coming against Texas Tech (10/30) where she had 15. Viñal played the libero position in at least part of all but four Big 12 matches averaging 2.16 digs per game in those contests. She led all CU defensive specialists with 137 digs and was third overall on the team in digs per game (1.96) and ranked fourth in aces per game (0.14). She made her collegiate debut against Denver (9/1), playing in two games with an assist and ace and one dig.

### High School

Therese Viñal was a first-team All-West Catholic Athletic League selection as a senior for Presentation High School in San Jose, Calif., in 2003. She was named to the All-Central Coast Section second team. Viñal earned All-WCAL second team honors as a junior while helping the Panthers to the Central Coast Section and Northern California State titles. She received honorable mention to the All-Central Coast Section team as a junior. Viñal had a successful summer of 2004 in AAU Beach Volleyball, teaming with Michaela Donohue to place second in the AAU Beach Volleyball National Championships U19 Girls Division. Viñal and Donahue won the silver medal in the summer of 2003 at the USA Junior Olympics in Beach Volleyball for U18 girls. Played club volleyball for Club Yahoo! out of San Jose where she was coached by Shelly Wolfe who played for the Buffs in 1995. Club Yahoo! finished 11th at the 2004 Junior Olympics in the 18 Open division. Her club team earned the Bronze Medal at Junior Olympics for 16 Club as a sophomore. Viñal also lettered in basketball as a forward and track & field as a jumper in high school. She hit the game-winning bucket to send the Panthers to the Northern California State finals as a junior. Named the MVP of Presentation's freshman basketball team in 2001.

### Personal

Born Therese Christine Viñal on Nov. 26, 1985, in Santa Clara, Calif. She is the daughter of Bob and Trudy Viñal. She has one younger sister, Michelle, who is a senior in high school and a younger brother, Matt, who is entering eighth grade.

### Career Highs

#### Digs

15 vs. Texas Tech (10/30/04)

#### Assists

3 vs. Baylor (9/25/04)

#### Aces

2 at Oklahoma (10/16/04), vs. North Carolina (9/11/04)

#### Points

2 at Oklahoma (10/16/04), vs. North Carolina (9/11/04)

### Academics

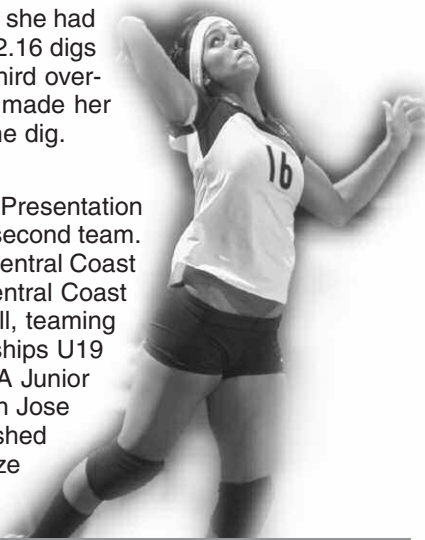
Viñal is a Pre-Journalism/Mass Communications major at Colorado with with emphasis in broadcast news. She earned a spot on the Big 12 Commissioner's Honor Roll in both the fall and spring semesters, ending her first year in college with a solid 3.370 GPA.

### Viñal in 2005

Therese Viñal logged the most time of all first-year players and gives the coaching staff plenty of options at defensive specialist and libero. The energy she brings to her teammates on the court is one of her greatest assets.

### As a Freshman in 2004

Viñal appeared in 26 of 28 matches and served as libero in 18 contests. She played the libero spot for the first time in the final three games of the North Carolina match (9/11) recording 12 digs. It was the first of her seven match-



PLAYERS

### 2004 Match-by-Match

Team (Date)	GP	K	E	TA	Pct.	Ast.	SA	Dig	BS	BA	TB	Pts.
DENVER (9/1)	2	0	0	0	.000	1	1	1	0	0	0	1.0
at Oregon (9/3)	1	0	0	0	.000	0	0	0	0	0	0	0.0
#10 COLORADO STATE (9/7)	2	0	0	0	.000	0	1	0	0	0	0	1.0
PITTSBURGH (9/9)	1	0	0	0	.000	1	0	1	0	0	0	0.0
#20 SAN DIEGO (9/10)	1	0	0	0	.000	0	0	0	0	0	0	0.0
NORTH CAROLINA (9/11)	3	0	0	0	.000	0	2	12	0	0	0	2.0
*at Texas (9/18)	1	0	0	0	.000	0	0	0	0	0	0	0.0
*#7 NEBRASKA (9/22)	2	0	0	0	.000	0	0	4	0	0	0	0.0
*BAYLOR (9/25)	3	0	0	0	.000	3	0	13	0	0	0	0.0
*at Texas Tech (9/29)	4	0	0	0	.000	0	1	12	0	0	0	1.0
*MISSOURI (10/2)	3	0	0	0	.000	0	0	7	0	0	0	0.0
*at Iowa State (10/5)	3	0	0	0	.000	0	0	11	0	0	0	0.0
*KANSAS (10/9)	3	0	0	0	.000	1	0	4	0	0	0	0.0
*at Oklahoma (10/16)	4	0	0	0	.000	0	2	10	0	0	0	2.0
*#16 TEXAS A&M (10/20)	4	0	0	0	.000	0	0	13	0	0	0	0.0
*at Missouri (10/23)	2	0	0	0	.000	0	1	1	0	0	0	1.0
*at #4 Nebraska (10/27)	2	0	0	0	.000	0	0	1	0	0	0	0.0
*TEXAS TECH (10/30)	4	0	0	0	.000	0	0	15	0	0	0	0.0
*#10 TEXAS (11/3)	4	0	0	0	.000	1	0	5	0	0	0	0.0
*at #14 Texas A&M (11/7)	3	0	0	0	.000	0	0	1	0	0	0	0.0
*at #20 Kansas State (11/10)	4	0	0	0	.000	1	0	4	0	0	0	0.0
*OKLAHOMA (11/13)	3	0	0	0	.000	1	0	7	0	0	0	0.0
*at Baylor (11/17)	3	0	0	0	.000	0	1	6	0	0	0	1.0
*IOWA STATE (11/24)	1	0	0	0	.000	0	0	0	0	0	0	0.0
*at Kansas (11/27)	4	0	0	0	.000	1	1	9	0	0	0	1.0
vs. #2 Hawaii (12/2)	3	0	0	0	.000	0	0	0	0	0	0	0.0
<b>TOTALS</b>	<b>70</b>	<b>0</b>	<b>0</b>	<b>0</b>	<b>.000</b>	<b>10</b>	<b>10</b>	<b>137</b>	<b>0</b>	<b>0</b>	<b>0</b>	<b>10.0</b>
<b>TOTALS - Big 12</b>	<b>57</b>	<b>0</b>	<b>0</b>	<b>0</b>	<b>.000</b>	<b>7</b>	<b>6</b>	<b>123</b>	<b>0</b>	<b>0</b>	<b>0</b>	<b>6.0</b>

### Viñal's Season Stat Lines

Overall	MP-MS	GP	K	E	TA	Pct.	KPG	Ast.	APG	SA	Dig	DPG	BS	BA	TB	BPG	Pts.	+/-
2004-Fr.	26-0	70	0	0	0	.000	0.00	10	0.14	10	137	1.96	0	0	0	0.0	10.0	-18.0
Big 12	MP-MS	GP	K	E	TA	Pct.	KPG	Ast.	APG	SA	Dig	DPG	BS	BA	TB	BPG	Pts.	+/-
2004-Fr.	19-0	57	0	0	0	.000	0.00	7	0.12	6	123	2.16	0	0	0	0.00	6.0	-16.0



**ALEXANDRA BUTTH** 

**5-10, Freshman, Right Side**

**8 East Grand Rapids, Mich.**  
(East Grand Rapids)

**Aiu on Butth** “She is a great athlete and can do a lot of different things. She can play and I feel comfortable bringing her in at different positions. She hits the ball hard and high and has a great jump serve. Just a strong, strong, athletic kid.”

**As a Redshirt Freshman in 2004** Sat out the 2004 as a redshirt in the Colorado volleyball program. She participated in both fall practice and spring drills.

**High School** As a senior in 2004, Alex Butth was one of 12 finalists for Michigan’s Miss Volleyball Award given annually to the state’s

top player. She led East Grand Rapids High School to consecutive district titles in 2003 and 2004, advancing to regional finals in both seasons. In her senior year, the Pioneers were ranked as high as third in Class B and finished with a 57-5 record. Butth earned first team all-conference, all-region and all-state honors after the 2002-03 and 2003-04 seasons. She was named first team all-conference and second team all-region as a sophomore. Butth started as a freshman for the Pioneers, gaining honorable mention to the all-conference team. She played club volleyball for Far Out and helped the 18-under Open squad win the 2004 Michigan Junior Volleyball Association state tournament title. She also participated in the Junior Olympics with Far Out in Atlanta in 2003. An accomplished prep tennis player, Butth led East Grand Rapids to four Michigan Division 3 state championships. She won the No. 3 singles state title as a sophomore and the No. 4 singles crown as a freshman. A two-time all-state selection, Butth was the No. 1 singles runner up as a senior and reached the No. 1 singles semi-finals as a junior. She also earned a letter in golf, helping the Pioneers to a fifth place state finish. Butth was named the East Grand Rapids Female Athlete of the Year for 2003-04.

**Personal** Born Alexandra Anne Butth on Aug. 22, 1986, in East Grand Rapids. She is the daughter of Dirk and Lisa Butth. Dirk played baseball at Western Michigan. Her older brother, Travis, played football and graduated from Hope College. She also has an older sister, Katie, a graduate of Indiana University. Butth also has a younger sister, Mallory, who will be in 10th grade this fall, and twin younger brothers Peter and Joe, who are entering seventh grade. Her hobbies include watching movies and traveling.

**Academics** Butth is an open option major and is interested in business administration at Colorado. She is a two-time member of the Big 12 Commissioner’s Honor Roll, compiling a 3.429 overall GPA as a freshman. Butth had a solid 3.736 GPA in high school and was selected from the entire student body to receive the 2004 *Detroit Free Press* Scholar Athlete Award for East Grand Rapids High School. She is a member of the National Honor Society and was Academic All-State in both volleyball and tennis.



**MALLORI GIBSON** 

**5-11, Freshman, Outside Hitter**

**77 Bakersfield, Calif.**  
(Foothill)

**Aiu on Gibson** “Mallori is a really physical kid who did a great job in camps. She is a very decorated palyer, she has won a lot of awards in the Southern California region and she’s going to help us a lot. Whether or not that happens her freshman year or not is up in the air, but she’s going to be a good player for us.”

**High School** Named among PrepVolleyball.com’s Top 250 in the nation, Mallori Gibson was a four-year letter winner for Foothill High School. In 2004, the *Bakersfield Californian* named her Kern County Player of the Year after compiling 596 kills, 417 digs and 65 blocks for the Trojans who finished 18-12. Gibson earned the 2005 Jim Tyack

Award as Kern County’s Most Outstanding Athlete and was named Foothill High School’s Most Outstanding Athlete for 2005. She recorded 675 kills as a junior pacing Foothill to a 22-9 mark and a spot in the Central Section Division II semifinals. Gibson led Kern County in kills, digs and aces all four years of high school and also led the circuit in blocks her freshman through junior years at middle blocker before playing her senior season at outside hitter. She was a four-time All-South East Yosemite League selection, a three-time all-area pick and a three-time team MVP. Gibson graduated from Foothill as the school’s all-time leader in kills with 2,225. She is a four-year All-SEYL pick in basketball and was the league’s co-MVP and first team all-area in 2005. She won six league titles in track & field – three times in the shot put, twice in the long jump and once in pole vault – and is a three-time SEYL Track & Field Female Athlete of the Year. Gibson won the U.S. Marine Corps Distinguished Athlete Award and the U.S. Army Reserve National Scholar-Athlete Award as a senior.

**Personal** Born Mallori Janell Gibson on Feb. 23, 1987, in Bakersfield. She is the daughter of Mike and Tami Gibson. Mike, who played college football at the University of Hawai’i (1979-81), was Mallori’s high school volleyball coach. She has two older sisters, Mindi, a former prep standout who earned a degree from Cal State-Bakersfield, and Melani who played volleyball for two years at Bakersfield Junior College. Her favorite moment of her high school career was signing a national letter of intent to play volleyball at CU. She enjoys participating and watching all sports, shopping and spending time with family and friends.

**Academics** Mallori intends on majoring in sports medicine at CU and is also interested in criminal investigation. She was named the CIF (Central California) Scholar-Athlete of the Year in 2005 as she had a 4.5 GPA in high school and ranked 6th in her class of 504. In high school she was active in student council, serving as ASB President as a senior, Interact Club, FCA and Honor Roll. She received the school’s Scholar Athlete Award four times.



**DANA CRARY** 

**5-10, Freshman, Middle Blocker**

**5** Coto de Caza, Calif.  
(Santa Margarita Catholic)

**Aiu on Crary** "Dana played for one of the top club teams in Southern California which has sent Colorado many fine players. She gives us much needed depth at the middle blocker position, which we were very shallow at last spring. She brings a lot of experience and some great competitive fire."


**High School** Dana Crary was a three-year letterwinner at Santa Margarita Catholic High School where she earned first team Division III California Interscholastic Federation Southern Section and second team Serra League honors as a senior. She helped the Eagles to a pair of CIF Division III championships and a state runner up finish in 2003. Crary hails from the same Orange County Volleyball Club program as several

prominent CU alumni including All-Americans Kelly Campbell (1996-99) and Monique Gerlach (2000-03) and current AVP Tour member Rachel Wacholder (1993-96).

**Personal** Born Dana Lauren Crary on Sept. 11, 1986, in Huntington Beach, Calif. She is the daughter of Gordon Crary and Melinda Cohen. She has three older siblings Marcus (30), a CU alum, Stephanie (28) and Jordon (26). Her hobbies include baking chocolate chip cookies and traveling. She spent a month in Paris during the summer of 2004 taking classes.

**Academics** She is undecided on a major at Colorado but her post-collegiate goals include traveling and succeeding in something she loves.



**LAUREN SCHAEFER** 

**6-3, Freshman, Middle Blocker**

**4** Mountain View, Calif.  
(Los Altos)

**Aiu on Schaefer** "Lauren led her high school team to a very successful season in a tough division for high school volleyball in Northern California. She will probably see time just because of our injury situation in the middle. She's very strong, very motivated. She comes from one of the top club teams in the nation and will be able to help us right away."

**High School** A 2004 PrepVolleyball.com High School All-American, Schaefer led Los Altos High School to a program-best 29-7 record as a senior. She paced the Eagles with 372 kills, 332 digs and 166 blocks, 88 of which were solo, en route to *San Jose Mercury News* Athlete of the Year honors. Schaefer was also a two-time Santa Clara Valley Athletic League De Anza Division first team selection. She led the

Eagles to a gold medal at the Harbour Invitational Tournament, earning MVP honors. Schaefer played her club ball for Vision Volleyball out of San Jose. Her Vision 16 Gold team won the bronze medal at the Junior Olympics and her Vision 18 Gold team picked up a silver medal. Schaefer is also a two-year letterwinner and team MVP for the Los Altos basketball squad.

**Personal** Born Lauren Elizabeth Schaefer on June 2, 1987, in Honolulu, Hawai'i. She is the daughter of Gary and Perry Schaefer. She has three younger brothers, Christian and Derek who are entering their junior year in high school and Nick who will be an eighth grader. She chose CU because of the academic excellence of Leeds School of Business, Top 25 Division I volleyball, the beauty of the campus and the fantastic coaching staff.

**Academics** She intends to major in business/accounting at Colorado with career goals of graduating with her CPA and to join one of the big four accounting firms. She would also like to compete for Team USA in the Olympics and play professional volleyball. Former Scholar Athlete of the Year.



**ASHLEY VENHORST** 

**5-7, Freshman, Defensive Specialist/Libero**

**14** Bettendorf, Iowa  
(Pleasant Valley)


**Aiu on VenHorst** "Ashley is a libero. It's a position that we've kind of not been utilizing as much as we would like too. We think that Ashley can help us with ball control, even in her first year. We love her work ethic and energy."

**High School** VenHorst, who will become CU's first ever player from the state of Iowa, earned four letters at setter for Pleasant Valley High School and will play defensive specialist for the Buffaloes. She is a two-time all-district and All-Mississippi Athletic Conference first team selection. VenHorst gained third team all-state honors as a senior, was named team MVP and played in the Iowa Girls Coaches Association Senior All-Star Classic. As a junior she earned all-state honorable mention while

guiding the Spartans to the MAC title. A versatile athlete, she also competed in basketball, track and soccer at Pleasant Valley. She was a second team all-state performer in soccer as a junior, helping the Spartans to three regional titles.

**Personal** Born Ashley Paige VenHorst on Jan. 29, 1987, in Davenport, Iowa. She is the daughter of Ron and Pauline VenHorst. Father Ron was a former collegiate wrestler at Northeast Missouri State and Muscatine Community College. She has two older brothers, Ryan (25) and Tyson (23) and one older sister Lindsey (21). Ashley lists the biggest moment of her high school career was getting to play varsity volleyball as a freshman defensive specialist while Lindsey was the senior setter. She enjoys playing sports, writing, taking pictures, cooking, traveling, skiing, hiking and watching movies.

**Academics** Ashley intends to major in pre-journalism and mass communications at Colorado and is also interested in education. She was a member of the Academic Honor Roll all eight semesters of high school. She would like to be a journalist for a newspaper or possibly an English teacher at the secondary level.



**Head Coach  
Ninth Season  
Kapa'a, Kauai, Hawai'i  
Colorado**

**Aiu's Check List**

- ✓ 1997 Big 12 Coach-of-the-Year
- ✓ 1997 District V Coach-of-the-Year
- ✓ 148-91 Career Record (.619)
- ✓ 82-30 Home Record (.732)
- ✓ 42 Academic All-Conference Honors
- ✓ 20 All-Conference Honors
- ✓ Qualified For NCAA Tourney  
All But One Season Season
- ✓ 20 Wins Over Ranked Teams

A staple in the University of Colorado volleyball program since its inception two decades ago, Pi'i Aiu enters his ninth season as head coach of the Buffaloes in 2005.

In his eight years at the helm, Aiu has the second most wins in CU history, compiling a 148-91 mark for a .619 winning percentage. He has 20 of the 37 victories over ranked teams in program history and has seen his players rack up two All-America, two Academic All-America, four Academic All-District, nine All-Region, 20 All-Big 12 Conference and 42 Academic All-Conference honors.

Aiu's rookie season as head coach in 1997 saw him take a team that had compiled a 19-10 record the season before and guide them into the NCAA Sweet 16 for the first time in three years. The Buffs 22-9 record and No. 14 national ranking was good enough to earn him both the Big 12 Coach of the Year and the AVCA District V Coach of the Year awards.

In 1998, Aiu continued to take the program to new heights. CU held a top 10 ranking for 10 consecutive weeks, had a 10-match winning streak and had the highest powered offense in the history of the NCAA to that point. The Buffs became the first team in NCAA history to average over 19 kills per game and also set the NCAA assists-per-game record with a 17.45 average. Both marks are still No. 2 in the NCAA record book. To top it off, Aiu replaced perhaps the best class in the history of the program by signing *Volleyball Magazine's* No. 6 ranked recruiting class for the 1999 season.

His third season brought an 11th-straight postseason invitation. The Buffs again had one of the highest-powered offenses in the nation and his tutelage of setter Kelly Campbell made her a two-time All-American before her playing days were finished.


In Aiu's fourth year, the Buffs had one of the biggest turn-arounds of any sport in CU's history. Sitting at 8-9 halfway through the conference season, the Buffs tore it up for the second half of the conference season to finish 8-2, losing only to the top-ranked Huskers and a solid Kansas State team. CU stormed into the postseason for the 12th consecutive season, the 10th straight time to the NCAA Tournament. There they topped ACC Champion Georgia Tech in the first round and lost a tough five-game match to Colorado State, the No. 6 team in the nation, in the second round.

The 2001 season in many ways mirrored the 2000 season. The Buffs again qualified for the NCAA Tournament after a fourth- place finish in the country's premier conference. The Buffs knocked off American in the first round, before bowing out to Colorado State in five games for the second-straight season.

In 2002 CU recorded its 16th straight season with a record of .500 and above, but at 15-15, it was the first time since 1988 the team did not advance to the postseason.

The 2003 campaign proved to be one of his most rewarding as head coach. Coming off seventh place Big 12 finish, not much was expected of a young Buffaloes team that would feature 11 underclassmen. After being picked seventh in 2003 Big 12 Coaches Preseason Poll, CU finished 21-10 and tied for third in the final league standings. The most improved Big 12 team in 2003 in terms of league wins (+4 from 2002), the Buffaloes advanced to the sixth NCAA Tournament in Aiu's seven seasons.

Colorado once again advanced to the NCAA Tournament in 2004 despite a somewhat disappointing 14-14 season and sixth place Big 12 finish. The Buffaloes advanced to the NCAA's with the help of a pair of Top 20 wins during the early months of the season and the overall toughness of the Big 12 – seven league teams made the big dance, tying the Big Ten for the most in the nation.



# 1997 REGION COACH OF THE YEAR



Aiu has led the Buffaloes in to some pretty elite company on the national stage. CU is one of only 14 teams nationally to appear in 13 or more NCAA tournaments since the 1991 season.

All that he's accomplished as a head coach in eight years at CU doesn't really do justice to what's he's done in his tenure with the program. He is the only person who has been associated with the program since its birth in 1986. As the head coach of the CU women's club team, head coach Brad Saindon asked Aiu to help out at tryouts that inaugural season. Aiu proved so helpful that he was asked to stay on as team manager, a role he had from 1986-88.

In 1989, Saindon took another big step with Aiu and named him the program's only assistant coach and he stayed the top assistant until the 1996 season. His primary responsibilities included coaching the middle blockers and calling out defensive and block schemes during matches.

After the 1996 season, Saindon stepped down to coach the Australian National Team, and opportunity came knocking at Aiu's door once again. He became the Buffs' third head coach on May 20, 1997.

Perhaps one of Aiu's greatest assets is his recruiting ability. Since 1997 when 2001 senior Sonja Russell was part of his first recruiting class as head coach at CU, Aiu has landed the No. 6 recruiting class in the country (1998), has seen seven players earn the prestigious Fab 50 selection from *Volleyball Magazine*, four earn All-America status from that same publication and six of his players have been their respective state's player of the year as a senior. Aiu's recruiting secret lies in Boulders famous Flatirons as he began the tradition of taking his recruits on rock climbing excursions.

"It's pretty effective when you can look down on the campus at the top of a climb and it's a tremendous team-building activity," Aiu says. "It teaches you to be comfortable with the people around you and it builds trust."

It became such a good trust-building opportunity, that Aiu took the entire 1998 team to Estes Park and climbed in Rocky Mountain National Park during preseason workouts. That trip was so successful that Aiu plans similar trips every other preseason, as the 2000 team traveled to Pagosa Springs, Colo., and also toured Mesa Verde National Park.



STAFF

The last eight seasons at CU aren't Aiu's first stab at head coaching. In 1993, Aiu was chosen to coach the United States Deaf National Team that competed in the Deaf Olympics in Sofia, Bulgaria. That team won the silver medal, the first ever for an American men's volleyball team at that competition.

According to his players, Aiu has brought more than just the knowledge of the game to his team. Aiu and his assistants continually bring a newfound breath of fresh air to Colorado volleyball.

"Pi'i has been a wonderful coach for us," former All-American Kelly Campbell said. "I am so thankful for the instruction he has given me on the court to help me to be a better player. I am most

## Players Under Aiu

Name	Seasons	Top Honor	Name	Seasons	Top Honor
Meghan Barkman	.....1999-02	All-Region	Tegan Lynch	.....1997-98	All-Big 12
Allison Barnes	.....2001-04	Academic All-Big 12	Lynsey Mann	.....2004-	
Shana Bowen	.....1997-99	Big 12 Honor Roll	Kelly Masumiya	.....2002-	
Lara Bossow	.....2003-		Krislen Morgado	.....2003-	
Kelly Campbell	.....1997-99	All-American	Amber Nu'u	.....2003-	
Nicole Carr	.....2002-	Academic All-Big 12	Ashley Nu'u	.....2003-	Academic All-Big 12
Brooke Donahue	.....2001		Courtney Owens	.....1997-98	All-Big 12
Pi'ikea Dudoit	.....2001		Haley Pilkington	.....2001	
Kristin Engelking	.....1997-99	All-Big 12	Josee Roberge	.....1997-01	Academic All-Big 12
Sara Fredrickson	.....2000-02	Academic All-Big 12	Sylvie Roberge	.....1997-00	Big 12 Honor Roll
Monique Gerlach	.....2000-03	All-Region	Sonja Russell	.....1998-01	All-Big 12
Elizabeth Gower	.....1999-02	All-Region	Maragda Santillana	.....2002-04	Big 12 Honor Roll
Allie Griffin	.....2002-	All-Region	Melissa Schutz	.....1997-98	Academic All-Big 12
Cory Hayes	.....1998-99	Big 12 Honor Roll	Lisa Small	.....1997-00	Academic All-Big 12
Drew Hays	.....2002		Kim Taskey	.....1999-02	Academic All-Big 12
Alison Koepke	.....1997	All-Big 12	Monica Vesanovic	.....2000-03	Academic All-Big 12
Sarah Lodge	.....1997-98	All-Region	Sara Villwock	.....2000-01	Academic All-Big 12
			Therese Viñal	.....2004-	
			Austin Zimmerman	.....2003-	



# 1997 BIG 12 COACH OF THE YEAR

thankful for how much Pi'i cares for each one of us off the court. He offers himself as a coach and as a friend."

"One of the attributes about Coach Pi'i that has made it enjoyable for me to play for him is his ability to push us mentally and physically on the court," sophomore Therese Viñal said. "He is constantly challenging us and expecting us to give everything we've got solely for the good of the team. This is a team sport and he helps us to realize that by having us step outside ourselves to work hard for the team."

Aiu attended the University of Colorado until 1989 studying computer science after a short stint at Air Force. He played middle blocker for CU's club team from 1982-84 where he was named to the Rocky Mountain Region All-Star team. He then coached the CU women's club team from 1984-86 and all the while coached the Boulder Volleyball Club team. His 1992 BVC team won the 16's Regional Championship. He coached BVC until 1993 when he became the coach of the U.S. Deaf National team.

Pi'imauna David Aiu is a native of Kapa'a on the island of Kauai, Hawai'i. Fittingly enough, Pi'imauna means Mountain Climber in Hawai'ian. He graduated from Kamehameha High School in Honolulu, Hawai'i, and he is an avid outdoorsman and regularly participates in camping, hiking, rock climbing and fishing. Aiu married Holly Erjavec in January 2000 and the couple has a daughter, Kanoe Makali'i Kenna Aiu, 4, born February 10, 2001.

STAFF



## Aiu's Head Coaching Ledger

Year	Record	Pct.	Big 12	Pct.	Place	National Finish	Final Rank
1997	22-9	.710	16-4	.800	2nd	NCAA Sweet 16	14
1998	22-8	.733	14-6	.700	3rd	NCAA Second Round	17
1999	18-12	.600	12-8	.600	6th	NCAA First Round	21
2000	17-12	.586	12-8	.600	t-5th	NCAA Second Round	NR
2001	19-11	.633	13-7	.625	4th	NCAA Second Round	23
2002	15-15	.500	9-11	.450	7th	—	NR
2003	21-10	.677	13-7	.625	t-3rd	NCAA First Round	NR
2004	14-14	.500	9-11	.450	t-6th	NCAA First Round	NR
<b>TOTALS</b>	<b>148-91</b>	<b>.619</b>	<b>98-62</b>	<b>.613</b>	<b>—</b>	<b>7 NCAA Appearances</b>	<b>—</b>

## Aiu vs. the Nation...

Opponent	Matches	Games
Air Force	2-0	6-2
American	1-0	3-0
Baylor	14-2	43-15
Bowling Green	1-0	3-0
Brigham Young	0-1	2-3
California	1-0	3-2
Cal State Northridge	1-0	3-0
Central Florida	2-0	6-0
Clemson	1-0	3-1
Colorado State	2-8	13-25
Denver	6-0	18-2
Georgia	2-0	6-1
Georgia Tech	1-0	3-1
Hawai'i	0-3	1-9
Illinois	0-1	0-3
Illinois State	1-0	3-2
Iowa State	16-0	48-4
Kansas	10-6	36-20
Kansas State	6-10	24-36
Long Beach State	0-1	1-3
Loyola Marymount	1-1	3-3
Maine	2-0	6-0
Maryland	1-0	3-0
Michigan	0-1	0-3
Missouri	9-7	31-26
Nebraska	2-14	9-44
New Mexico	1-0	3-0
New Mexico State	1-0	3-0
New Orleans	1-0	3-2
North Carolina	1-0	3-1
Notre Dame	3-0	9-0
Ohio State	0-1	2-3
Oklahoma	15-1	47-9
Oral Roberts	2-0	6-3
Oregon	1-1	3-3
Penn State	0-1	1-3
Pittsburgh	1-0	3-0
Rhode Island	1-0	3-0
St. Louis	1-0	3-0
San Diego	1-0	3-2
San Francisco	1-0	3-0
San Jose State	1-0	3-0
Santa Clara	0-1	2-3
Southeast Missouri State	1-0	3-0
Southern Cal	0-1	2-3
Southwest Missouri State	1-0	3-1
Stanford	0-3	2-9
Tennessee Tech	1-0	3-0
Texas	7-9	29-31
Texas Arlington	1-0	3-1
Texas A&M	5-11	2-40
Texas Tech	14-2	44-21
UCLA	0-1	1-3
UCSB	0-1	1-3
Utah	1-2	5-6
Villanova	2-0	6-1
Washington State	1-0	3-1
Wisconsin	0-1	0-3
Wyoming	1-0	3-1



**Assistant Coach  
Sixth Season  
Glen Ridge, N.J.  
Wyoming '95**

### Thomason's Check List

- ✓ Works With Setters At CU
- ✓ Has Coached A Pair Of All-District And All-Big 12 Setters In Her First Five Seasons At CU
- ✓ Has 168 Wins Under Her Belt As An Assistant Coach
- ✓ First-Team All-Region And All-WAC Setter At Wyoming
- ✓ Played Professional In The National Volleyball Association For The Utah Predators From 1995-975
- ✓ Led Wyoming To A 60-52 Mark As A Player


Jil Thomason begins her sixth season under the flatirons in 2005 as Colorado's top assistant and recruiting coordinator. She works with the Buffs' setters and assists in off-campus recruiting.

In her first five years, she has coached CU's setters to two All-Central Region and two All-Big 12 honors.

Thomason came to Boulder in 2000 via I-25 and the Boulder Turnpike as she helped guide the Denver Pioneers to a 26-28 mark from 1998-99 as an assistant coach. Working primarily with the setters, Denver had an impressive 18-11 showing during the program's first year in a Division I environment, which included a 13-3 record and third-place standing as a member of the Sun Belt Conference in 1999.

She arrived at Denver after a three-year stint as an assistant at the University of Utah. With the Utes she was responsible for coordinating recruiting, as well as on-court instruction where she worked primarily with the setters.

In addition to collegiate coaching experience, Thomason has an extensive background coaching various camps and club teams, including those at Colorado, Denver, Utah, Wyoming and Club Davis Volleyball. This past January, Thomason served as an assistant coach on the "Bring It




USA European Exposure Tour" which features female volleyball players who have exhausted their NCAA eligibility and are looking to play professionally in Europe.

From 1995-97, Thomason played professionally for the Utah Predators of the National Volleyball Association.

A four-year starter at Wyoming, Thomason was a first-team all-WAC selection and a second-team all-West Region choice by the American Volleyball Coaches Association in 1994. As a senior, she led her team to the NCAA Tournament, where the Cowgirls took Washington to four games in a first-round loss, and was selected the team's MVP. At the conclusion of her career with the Cowgirls, Thomason was ranked in the top-10 in several career statistical categories.

The Glen Ridge, N.J., native earned a bachelor's degree in English from Wyoming in 1995. The former Jil Robins and her husband, Chance, reside in Louisville. The couple has two children, Isabel Mimi (4) and Josephine Didi (2).

**STAFF**



**Assistant Coach  
Second Season  
Encinitas, Calif.  
UCLA '95**

**Sullivan's  
Check List**

- ✓ Two-Time US Olympian  
(2000 & 2004)
- ✓ Eight-Year National Team Member
- ✓ Best Defense Player In The World,  
1998 World Championships
- ✓ Two-Time AVCA All-American  
At UCLA
- ✓ Two-Time NCAA Champion  
At UCLA


Erik Sullivan, a member of the 2004 USA Olympic men's volleyball team, is in his second year as an assistant coach with the Colorado volleyball program as he began his appointment with the Buffaloes on July 1, 2004. Sullivan works primarily with outside hitters and passing.

Sullivan, 32, played libero for Team USA at the 2004 Summer Olympic Games in Athens, Greece. His trip to Athens was his second Olympic tour of duty as he was a co-captain of Team USA at the 2000 Olympics in Sydney, Australia.

An eight-year veteran of the U.S. National Team, Sullivan's defensive successes are recognized around the globe. He earned Best Defensive Player in the World at the 1998 World Championships and that same year he earned the USA National Team's Tom Haine Players' Award. Sullivan was touted as the America's Cup Best Reception Player in 2000 and the Best Libero at the 2001 World Championship Qualifier. He was the Best Defensive Player at the 1997 NORCECA Zone Championships and the Best Reception Player at the 1999 NORCECA.

Sullivan's playing experience has also stretched to the professional ranks in Europe. His professional resume includes stints in Naefels, Switzerland (1995-97), Malaga, Spain (1999), Apeldoorn, The Netherlands (2000-01) and Odintsovo, Russia, (2003).

Back in the USA, Sullivan played professionally on the Bud Light Four-Man Volleyball Beach Tour from 1996-97. He was named the tour's Rookie of the Year in 1996 and was




tabbed the tour's Left Side Player of the Year in 1997.

Sullivan served as director of the Pikes Peak Volleyball Club in Colorado Springs, Colo., from 2001-02 and served as coach of the club's 17 & Under contingent.

A two-time American Volleyball Coaches Association (AVCA) second-team All-American at UCLA, Sullivan guided the Bruins to a pair of national titles during his four-year playing career (1992-95). Sullivan finished his career as the UCLA's all-time leader in matches with 10 or more digs (25) and ranked second in career digs (747). As a senior in 1995, Sullivan captained the Bruins to an NCAA title while ranking ninth nationally in digs (2.5 dpg). He graduated from UCLA with a B.S. in Physiological Science in the spring of 1995.

A native of Encinitas, Calif., Sullivan is married to the former Amanda Heavner of Santa Barbara, Calif. The couple has one daughter, Shaye (3).





**Jim Christianson**

## **Jim Christianson** Volunteer Assistant Coach • Second Season

Jim Christianson is in his second year as a volunteer assistant coach with the Colorado volleyball program. Christianson, 32, was the head coach of the girls volleyball and boys golf teams at Loma Linda Academy in Loma Linda, Calif., from 1999-2004. He was a teacher at Loma Linda during the same time frame, teaching physical education, photography and videography. In addition, he served as the head coach of the Yuccipa Volleyball Club 18's from 2002-04 and was the head coach of the Loma Linda girls junior varsity basketball team from 1999-02. Christianson graduated from Walla Walla College in College Place, Wash., in 1996 with a bachelor's degree in health science. While at Walla Walla Christianson lettered in both volleyball, as an outside hitter, and basketball as a guard. He earned his master's degree in Epidemiology from Loma Linda University in 1998. A native of Orange, Calif., Christianson graduated from La Sierra Academy in Riverside, Calif., in 1991 where he lettered in volleyball, basketball, baseball and cross country. He is married to Charlene Christianson who is a speech language pathologist.



**Kristi Davidson**

## **Kristi Davidson** Assistant Athletic Trainer • First Season

Kristi Davidson is in her first year as an Assistant Athletic Trainer at Colorado joining the staff in the summer of 2005. Davidson spent the last two years as a Graduate Assistant Athletic Trainer at the University of Iowa where she worked with the football Hawkeyes as well as the men's and women's gymnastics teams. Davidson completed her master's degree in Recreational Sport Management this past spring. No stranger to Boulder, Davidson was an intern athletic trainer at CU during the 2002-03 school year working with football and track and field. Davidson earned her bachelor's degree in exercise & sport sciences from the University of Florida in 2002 where she was a member of the Dean's List and the President's List. Born Oct. 28, 1978 in Cleveland, Ohio, Davidson grew up in Venice, Fla., graduating from Venice High School in 1997. She enjoys exercising and spending time with friends and family.



**Tim Horton**

## **Tim Horton** Equipment Manager • 13th Season

Tim Horton is in his 13th year as Olympic Sports equipment manager, as he joined the CU staff in the fall of 1992. He assists with football and coordinates the equipment needs of CU's other 16 intercollegiate sport programs. Born Dec. 11, 1956, in Leadville, Colo., Horton graduated from Boulder's Fairview High School in 1975 where he lettered in football, and the University of Northern Colorado in 1979, where he was a member of UNC's ski team. He is married to the former Tammy Collins and the couple have a son, Davis Paul. He was selected the 2002-03 Staff Member of the Year by the student-athletes.



**Sarah Ramey**

## **Sarah Ramey** Assistant Speed-Strength & Conditioning Coach • Third Season

Sarah Ramey is in her third year as an assistant speed-strength and conditioning coach on the Colorado staff working primarily with volleyball, soccer, alpine skiing and assisting with football. Ramey, 25, worked one year as a graduate assistant at Kansas State, which followed a five-month internship with Mike Boyle Strength and Conditioning in Winchester, Mass. A former middle blocker at Wichita State, she earned her bachelor's degree in exercise science from WSU in May 2002. Ramey completed her master's in kinesiology from Kansas State in August 2004. Born May 14, 1980, in Sterling, Colo., she graduated from Andover (Kan.) High School, where she lettered in volleyball and basketball.



**Michelle Rangel**

## **Michelle Rangel** Administrative Assistant • Fourth Season

Michelle Rangel is entering her fourth year as Colorado Volleyball's administrative assistant, but she is no stranger to the program as she has been coordinating the team's travel plans for five years. She came to CU from James TravelPoints, where she worked as the group travel coordinator, primarily for CU athletics. She has been in the travel industry for over 20 years including a 10-year stint with United Airlines. Rangel earned a bachelor's degree in Computer Networking from Regis University in May 2003. She holds various certifications including EMT Paramedics, Floral Arranging, and Computer Networking. A third generation Coloradoan, Rangel is married to Oscar Rangel, a native of Venezuela, and they have two girls, Alyssa (17), and Kelsey (14), both gymnasts. The family enjoys camping, hik-ing, four wheeling and fishing, while Rangel also loves to travel and is an avid reader.



**Beth Wellik**

## **Beth Wellik** Academic Counselor • Fourth Season

Beth Wellik is in her fourth year as the assistant director for academic and career development in the office of academic support, having joined the athletic department staff on Jan. 7, 2002. Wellik, 33, earned her undergraduate degree in liberal studies in 1994 and her master's degree in college student services administration in 1997, both from Oregon State. A four-year letter-winner in soccer at OSU, the Beavers compiled a 43-32 overall record from 1993-96 and earned a trip to the NCAA Tournament in 1994, dropping a 3-0 decision to Washington in the first round. She was an honorable mention Academic All-Pac 10 performer during her senior season. Born Jan. 4, 1972, in Laguna Niguel, Calif., she lettered in both soccer (defense/sweeper) and volleyball (back row) at Dana Hills High School in Dana Point, Calif., where she graduated from in 1990. Her hobbies include hiking, running, reading and watching movies. She also enjoys personal travel and sports.



**Mike Bohn**  
*University of Colorado  
Athletic Director*

Mike Bohn was introduced as just the sixth athletic director in University of Colorado history on April 13, 2005, returning to the place where he starred as a prep athlete before embarking on a journey that would take him all over the western half of the United States and then back home.

Bohn, 44, came to Colorado from San Diego State University, where he left an indelible imprint in just 18 months as the Aztecs' director of athletics.

He replaced Jack Lengyel, who served as interim athletic director since last December 1; Lengyel took over the position when Dick Tharp stepped down on November 22. Tharp held the role from 1996 through 2004, as he followed three legendary men in CU athletic history, Harry Carlson (1927-65), Eddie Crowder (1965-84) and Bill Marolt (1984-96).

Bohn's brief tenure at San Diego State featured many remarkable accomplishments, including the instilling of energy, enthusiasm, accountability and determination into the Aztec staff. Officially named SDSU athletic director on October 6, 2003, Bohn strategically and steadily restructured the SDSU athletic department with emphasis on fund raising, fiscal responsibility, compliance and academics.

Under his watch, San Diego State saw its average football attendance increase by 14,369 per game in 2004 marking the third largest jump in the country.

He landed the San Diego State position after serving five years as athletic director at the University of Idaho (1999-2003), where he first made his mark as a lead administrator in the area of transformation.

At Idaho, he oversaw the school's transition to the Division I-A ranks from the Big Sky Conference, he developed projects for new facilities, increased community and corporate support, and produced balanced budgets for the department after inheriting an operation that had accumulated a deficit of over \$1 million. He was also the driving force behind a 20-percent increase in the Vandal Scholarship Fund and a \$350,000 surge in annual corporate support.

His first job in athletic administration came at the Air Force Academy, where he worked for the better part of nine years (1984-92). During his

tenure in Colorado Springs, Bohn advanced from an intern to assistant athletic director. He served as executive director of the Blue and Silver Club and implemented a fundraising campaign that generated \$16 million for stadium improvements.

From 1992 to 1995, Bohn served as Director of Marketing for the College Football Association. He created and developed the CFA "Good Works Team" which recognized significant off-the-field accomplishments in the area of community relations of 11 football student-athletes nationally (a team that is still selected today by the American Football Coaches Association).

He then moved on to Colorado State University, where he spent the next three years (1996-98) as an associate athletic director for the Rams. At CSU, he was responsible for all external revenue-producing operations, including ticket sales, fund raising through the Greater Ram Club, licensing, corporate sales, signage, capital campaigns and broadcasting rights fees, as well as special events.

He earned his bachelor's of arts degree from the University of Kansas in 1983, where he was recruited as a quarterback and also played baseball. He then graduated with a master's degree in sports administration from Ohio University in 1984. While earning his master's, he worked as a graduate assistant football coach for the Bobcats.

Bohn is a former member of the NCAA Championships Cabinet and the Division I-A Athletics Directors Association Executive Council. During his stay at Idaho, he was a member of the Big West Conference executive committee and served on the University of Idaho executive council.



Born November 16, 1960 in Hinsdale, Ill., he graduated from Boulder High School where he lettered in football, basketball and baseball. He is married to the former Kim Zeren, and the couple has two children, Michaelyn (21) and Brandon (19).



**Hank Brown**  
Interim President



**Phil DiStefano**  
Interim Chancellor



**Dr. Ron Stump**  
Vice Chancellor  
for Student Affairs



**David Clough**  
Faculty Athletic  
Representative



**2005-06 Regents**  
*Front Row (L to R):* Gail Schwartz (Vice Chair), Steve Bosley, Cindy Carlisle, Michael Carrigan. *Back Row (L to R):* Pete Steinhauer, Paul Schauer (Chair), Jerry Rutledge, Tom Lucero, Pat Hayes.

# VOLLEYBALL SUPPORT STAFF



**Jon Burianek**  
Senior Associate AD/Facility  
Development and Business Affairs



**Ceal Barry**  
Associate AD/Academics  
and Student Services



**Chris May**  
Associate AD/Marketing &  
Revenue Development



**Karen Morrison**  
Associate AD/  
Senior Woman Administrator




**David Plati**  
Associate AD/Sports Information  
and Public Relations



**Andrew Plenn**  
Associate AD/  
Fundraising Development



**Ruph Gebre-Mariam**  
Assistant AD/  
Ticket Manager



**Bill Harris**  
Assistant AD/  
External Affairs



**John Krueger**  
Assistant AD/  
Facilities



**Julie Manning**  
Assistant AD/  
Compliance/Financial Aid



**Justina Boyd**  
Director/Student Development  
Enrichment Program



**Kristin Colon**  
Director of Development/  
Major Gifts



**Rocko DeLuca**  
Director/Buf Club



**Bruce Fletcher**  
Director/Licensing



**Greg Finnegan**  
Director/Speed-Strength  
and Conditioning



**J.T. Galloway**  
Director/Equipment



**Jaime Guy**  
Director/Sports Video



**Prema Khanna**  
Director/Marketing




**Dr. Eric McCarty**  
Director/Sports Medicine



**Deric Swanson**  
Director/BufVision



**Lisa VanGoor**  
Director/Special Events



**Steve Wells**  
Director/Coors Events  
Conference Center



**Graham Brown**  
Ticket Office



**Chip**  
Costumed Mascot



**Dr. Bill Ferris**  
Team Physician



**Lynn Faudree**  
Financial Aid



**Jennifer Green**  
Travel



**Leanne Hamlin**  
Budget



**Bob Lynn**  
Computer Support



**Rosalie Lynn**  
Accounting



**Tanya Patzer**  
Purchasing



**Eric Pelloni**  
BufVision/CUBuffs.com



**Travis Prior**  
Cheer and Dance  
Coordinator



**John Templeton**  
Audio Engineer



**Julie Soreson**  
Student Athletic Trainer



STAFF

# 2005 OPPONENTS

## ST. PETER'S

Aug. 27, 11 a.m.  
Washington, D.C.



Mike Massone



### School Information

Location ..... Jersey City, N.J.  
Founded ..... 1872  
Enrollment ..... 3,282  
Nickname ..... Peahens  
Colors ..... Blue and White  
Conference ..... Metro Atlantic  
Arena (Capacity) ..... Yanitelli Center  
(200)  
President ..... James N. Loughran, SJ  
Athletic Director ..... William A. Stein  
SWA ..... Jessica Hegmann

### Sports Information

Volleyball SID ..... Tim Camp  
Office ..... 201-915-9101  
Home ..... 201-451-1043  
E-Mail ..... Tcamp@spc.edu  
Fax ..... 201-915-9102  
Press Row Phone ..... N/A  
Website ..... www.spc.edu/athletics/  
Mailing Address ..... 2641 Kennedy Blvd.  
Jersey City, NJ 07306

### Coaching Staff

Head Coach ..... Mike Massone  
Office Phone ..... 201-413-7280  
Record at SPC (years) ..... 0-0 (1st)  
Career Record (years) ..... 34-98 (4)  
Assistant Coach ..... Catrina Gordon  
Assistant Coach ..... Martiza Melendez

### Team Information

First Season ..... 1984  
All-Time Record ..... 316-349  
Best Postseason Finish ..... MAAC Finals  
2004 Record ..... 8-20  
2004 Conference ..... 5-4 (t-4th)  
2004 Postseason ..... DNP  
Final Ranking ..... NR  
Letterwinners Returning/Lost ..... 6/2  
Starters Returning/Lost ..... 4/2

### Key Returners (2004 stats)

Gulhan Cakcak, 6-0, Sr., RS  
(3.79 kpg, 2.23 dpg, 0.64 bpg)  
Serra Soyly, 6-0, Jr., MB  
(3.31 kpg, 2.44 dpg, 0.87 bpg)  
Sasha Pshenyckha, 5-10, Jr., MB  
(2.31 kpg, 1.73 dpg, 0.76 bpg)

### Series Information

Overall ..... First Meeting

## AMERICAN

Aug. 27, 2 p.m.  
Washington, D.C.



Barry Goldberg



### School Information

Location ..... Washington, D.C.  
Founded ..... 1893  
Enrollment ..... 5,250  
Nickname ..... Eagles  
Colors ..... Red, White & Blue  
Conference ..... Patriot League  
Arena (Capacity) ..... Bender Arena  
(4,500)  
President ..... Dr. Benjamin Ladner  
Athletic Director ..... Dr. Joni Comstock  
SWA ..... Athena Argyropoulos

### Sports Information

Volleyball SID ..... Pat MacAdie  
Office ..... 202-885-3030  
Cell ..... 202-531-0152  
E-Mail ..... pmacadie@american.edu  
Fax ..... 202-885-3033  
Press Row Phone ..... 202-885-8232  
Website ..... www.aueagles.com  
Mailing Address ..... 4400 Massachusetts  
Ave., NW  
Washington, DC 20016

### Coaching Staff

Head Coach ..... Barry Goldberg  
Office Phone ..... 202-885-3031  
Record at AU (years) ..... 398-153 (16)  
Career Record (years) ..... 398-153 (16)  
Assistant Coach ..... Silvia Panak Johnson  
Assistant Coach ..... Mark Ajamian

### Team Information

First Season ..... 1976  
All-Time Record ..... 509-291  
Best Postseason Finish ..... NCAA  
1st Round  
2004 Record ..... 24-7  
2004 Conference ..... 14-0 (1st)  
2004 Postseason ..... NCAA 1st Round  
Final Ranking ..... NR  
Letterwinners Returning/Lost ..... 7/6  
Starters Returning/Lost ..... 3/3

### Key Returners (2004 stats)

Cutrina Biddulph, 6-4, Sr., MB  
(.348, 4.10 kpg, 1.10 bpg)  
Chelsa Brooks, 6-2, So., MB  
(.294, 2.18 kpg, 0.81 bpg)  
Elizabeth Maloney, 6-0, Jr., RS/OH  
(.278, 2.23 kpg, 1.60 dpg)

### Series Information

Overall ..... CU leads 1-0  
Last Meeting ..... 11/30/01 (CU won 3-0)  
Current series streak ..... CU won 1  
Longest CU win streak ..... 1

## FLORIDA

Sept. 25, 5 p.m.  
Denver, Colo.



Mary Wise



### School Information

Location ..... Gainesville, Fla.  
Founded ..... 1866  
Enrollment ..... 48,673  
Nickname ..... Gators  
Colors ..... Orange & Blue  
Conference ..... Southeastern  
Arena (Capacity) ..... OcConnell Center  
(12,000)  
President ..... Bernie Machen  
Athletic Director ..... Jeremy Foley  
Assoc. AD/  
Women's Sports ..... Lynda Tealer

### Sports Information

Volleyball SID ..... Mike Vietti  
Office ..... 352-375-4683 ext. 6120  
Cell ..... 352-538-1509  
E-Mail ..... mikev@gators.uua.ufl.edu  
Fax ..... 352-375-4809  
Press Row Phone ..... 352-367-1801  
Website ..... www.gatorzone.com  
Mailing Address ..... PO Box 14485  
Gainesville, FL 32604

### Coaching Staff

Head Coach ..... Mary Wise  
Office Phone ..... 352-375-4683 ext. 5510  
Record at UF (years) ..... 459-48 (14)  
Career Record (years) ..... 540-111 (18)  
Associate Head Coach ..... Nick Cheronis  
Assistant Coach ..... Arlisa Hagan

### Team Information

First Season ..... 1984  
All-Time Record ..... 615-148  
Best Postseason Finish ..... NCAA Finals  
2004 Record ..... 28-5  
2004 Conference ..... 15-1 (t-1st-East)  
2004 Postseason ..... NCAA 2nd Round  
Final Ranking ..... 15th  
Letterwinners Returning/Lost ..... 9/4  
Starters Returning/Lost ..... 4+libero/2

### Key Returners (2004 stats)

Jane Collymore, 6-0, Sr., OH  
(5.03 kpg, 3.08 dpg, 0.60 bpg)  
Marcie Hampton, 6-1, So., OH  
(.240, 2.97 kpg, 2.95 dpg)  
Angie McGinnis, 5-11, So., S  
(11.03 apg, 2.30 dpg, 0.83 bpg)

### Series Information

Overall ..... First Meeting

## NORTHERN COLO.

Sept. 26, 5 p.m.  
Denver, Colo.



Ron Alexander



### School Information

Location ..... Greeley, Colo.  
Founded ..... 1889  
Enrollment ..... 11,855  
Nickname ..... Bears  
Colors ..... Blue & Gold  
Conference ..... Independent  
Arena (Capacity) ..... Butler-Hancock  
(4,500)  
President ..... Kay Norton  
Athletic Director ..... Jay Hinrichs  
SWA ..... Linda Spradley

### Sports Information

Volleyball SID ..... Kyle Schwartz  
Office ..... 970-351-2522  
Cell ..... 970-978-0950  
E-Mail ..... kyle.Schwartz@unco.edu  
Fax ..... 970-351-1995  
Press Row Phone ..... 970-351-2522  
Website ..... www.uncbears.com  
Mailing Address ..... 251 Butler-Hancock  
Hall, Box 117  
Greeley, CO 80639

### Coaching Staff

Head Coach ..... Ron Alexander  
Office Phone ..... 970-351-1719  
Record at UNC (years) ..... 88-14 (3)  
Career Record (years) ..... 88-14 (3)  
Assistant Coach ..... Lyndsey Benson  
Assistant Coach ..... Lindsay Wischmeier

### Team Information

First Season ..... 1976  
All-Time Record ..... 790-304  
2004 Record ..... 25-9  
2004 Conference ..... N/A  
2004 Postseason ..... t-1st DI Independent  
Final Ranking ..... NR  
Letterwinners Returning/Lost ..... 10/5  
Starters Returning/Lost ..... 2+libero/4

### Key Returners (2004 stats)

Corrinne Chapin, 5-10, Sr., S  
(12.85 apg, 2.72 dpg, 0.69 bpg)  
Abby Mayne, 5-3, So., DS/L  
(122 gp, 3.06 dpg)  
Lizzy Rhoads, 6-1, Jr., RS/OH  
(.301, 1.87 kpg, 0.97 bpg)

### Series Information

Overall ..... First Meeting

# 2005 OPPONENTS



## STANFORD

Sept. 8, 7 p.m.  
Boulder, Colo.



John Dunning



### School Information

Location ..... Stanford, Calif.  
Founded ..... 1891  
Enrollment ..... 13,811  
Nickname ..... Cardinal  
Colors ..... Cardinal & White  
Conference ..... Pacific 10  
Arena (Capacity) ..... Maples Pavilion  
(7,233)  
President ..... John L. Hennessy  
Athletic Director ..... Dr. Ted Leland  
SWA ..... Debbie Gore-Mann

### Sports Information

Volleyball SID ..... Bob Vasquez  
Office ..... 650-723-4418  
Cell ..... 510-673-9521  
E-Mail ..... bobbyv@stanford.edu  
Fax ..... 650-725-2957  
Press Row Phone ..... 650-723-4481  
Website ..... www.gostanford.com  
Mailing Address ..... Media Relations  
Stanford, CA 94305

### Coaching Staff

Head Coach ..... John Dunning  
Office Phone ..... 650-723-0561  
Record at SU (years) ..... 120-20 (4)  
Career Record (years) ..... 557-122 (20)  
Assistant Coach ..... Denise Corlett  
Assistant Coach ..... Jason Mansfield

### Stanford Team Information

First Season ..... 1976  
All-Time Record ..... 756-187-4  
Best Postseason Finish ..... NCAA  
Champions (1992, 1994,  
1996, 1997, 2001, 2004)  
2004 Record ..... 30-6  
2004 Conference ..... 15-3 (2nd)  
2004 Postseason ..... NCAA Champions  
Final Ranking ..... 1st  
Letterwinners Returning/Lost ..... 10/3  
Starters Returning/Lost ..... 2/4

### Key Returners (2004 stats)

Bryn Kehoe, 5-11, So., S  
(12.40 apg, 2.76 dpg, 0.61 bpg)  
Kristin Richards, 6-0, So., OH  
(3.68 kpg, 3.80 dpg, 0.55 bpg)  
Lizzie Suiter, 6-2, Jr., MB  
(.309, 1.23 kpg, 1.49 bpg)

### Series Information

Overall ..... Stanford leads 6-0  
Last Meeting ..... 9/12/98 (SU won 3-2)  
Current series streak ..... SU won 6

## CREIGHTON

Sept. 9, 7 p.m.  
Boulder, Colo.



Kirsten Bernthal Booth



### School Information

Location ..... Omaha, Neb.  
Founded ..... 1878  
Enrollment ..... 6,723  
Nickname ..... Bluejays  
Colors ..... Blue & White  
Conference ..... Missouri Valley  
Arena (Capacity) ..... Omaha Civic  
Auditorium (9,377)  
President ..... Rev. John P. Schlegel, S.J.  
Athletic Director ..... Bruce Rasmussen  
SWA ..... Sharon Hanson

### Sports Information

Volleyball SID ..... Rob Anderson  
Office ..... 402-280-5544  
Cell ..... 402-660-5854  
E-Mail ..... randerson@creighton.edu  
Fax ..... 402-280-2495  
Press Row Phone ..... 402-444-3208  
Website ..... www.gocreighton.com  
Mailing Address ..... 2500 California Plaza  
Omaha, NE 68178

### Coaching Staff

Head Coach ..... Kirsten Bernthal Booth  
Office Phone ..... 402-280-5794  
Record at CU (years) ..... 30-29 (2)  
Career Record (years) ..... 30-29 (2)  
Assistant Coach ..... Paul Giesselmann  
Assistant Coach ..... Angie Oxley

### Team Information

First Season ..... 1994  
All-Time Record ..... 123-181  
Best Postseason Finish ..... N/A  
2004 Record ..... 18-11  
2004 Conference ..... 10-8 (5th)  
2004 Postseason ..... DNP  
Final Ranking ..... NR  
Letterwinners Returning/Lost ..... 11/4  
Starters Returning/Lost ..... 4/2+libero

### Key Returners (2004 stats)

Brittany Coleman, 5-6, Jr., S  
(12.72 apg, 2.55 dpg, 0.31 bpg)  
Carolyn Decker, 6-0, So., OH  
(2.70 kpg, 2.42 dpg, 0.36 bpg)  
Leah Ratzlaff, 6-0, Sr., OH  
(4.52 kpg, 2.39 dpg, 0.58 bpg)

### Series Information

Overall ..... First Meeting

## MARQUETTE

Sept. 10, 2 p.m.  
Boulder, Colo.



Pati Rolf



### School Information

Location ..... Milwaukee, Wis.  
Founded ..... 1881  
Enrollment ..... 11,000  
Nickname ..... Golden Eagles  
Colors ..... Blue & Gold  
Conference ..... Big East  
Arena (Capacity) ..... Al McGuire Center  
(4,000)  
President ..... Rev. Robert Wild, S.J.  
Athletic Director ..... Bill Cords  
SWA ..... Sarah Bobert

### Sports Information

Volleyball SID ..... Amy Ufnowski  
Office ..... 414-288-7447  
Cell ..... 414-218-5741  
E-Mail ..... amy.ufnowski@marquette.edu  
Fax ..... 414-288-6519  
Press Row Phone ..... N/A  
Website ..... www.gomarquette.com  
Mailing Address ..... PO Box 1881  
Milwaukee, WI 53201

### Coaching Staff

Head Coach ..... Pati Rolf  
Office Phone ..... 414-288-5157  
Record at MU (years) ..... 49-39 (3)  
Career Record (years) ..... 369-208 (16)  
Assistant Coach ..... Amy Wagner  
Assistant Coach ..... Todd Nelson

### Team Information

First Season ..... 1975  
All-Time Record ..... 475-543-5  
Best Postseason Finish ..... NA  
2004 Record ..... 22-7  
2004 Conference ..... 10-3 (2nd-Conf USA)  
2004 Postseason ..... DNP  
Final Ranking ..... NR  
Letterwinners Returning/Lost ..... 10/3  
Starters Returning/Lost ..... 4/2+libero

### Key Returners (2004 stats)

Theresa Coughlin, 5-11, Sr., OH  
(3.96 kpg, 2.55 dpg, 0.58 bpg)  
Jamie Mueller, 5-10, Jr., OH  
(1.85 kpg, 3.12 dpg, 0.34 bpg)  
Kimberley Todd, 6-2, So., OH  
(.197, 2.93 kpg, 0.60 bpg)

### Series Information

Overall ..... First Meeting

## 2005 Colorado Invitational



Sept. 8-11  
Coors Events  
Conference  
Center



### Schedule:

**Thursday, Sept. 8**  
Stanford vs. Colorado,  
7 p.m.

**Friday, Sept. 9**  
Stanford vs. Marquette,  
5 p.m.

Creighton vs. Colorado,  
7 p.m.

**Saturday, Sept. 10**  
Stanford vs. Creighton,  
12 p.m.

Marquette vs. Colorado,  
2 p.m.

**Sunday, Sept. 11**  
Marquette vs. Creighton,  
11:30 a.m.

OPPONENTS

# 2005 OPPONENTS

## BAYLOR

Oct. 5, 7 p.m. ■ Boulder, Colo.  
Nov. 12, 6 p.m. ■ Waco, Texas



Jim Barnes



Desiree Guilliard-Young

### School Information

Location.....Waco, Texas  
Founded.....1845  
Enrollment.....13,937  
Nickname.....Bears  
Colors.....Green & Gold  
Conference.....Big 12  
Arena (Capacity).....Ferrell Center (6,000)  
Interim President.....Bill Underwood  
Athletic Director.....Ian McCaw  
SWA.....Nancy Post

### Sports Information

Volleyball SID.....Russell Reneau  
Office.....254-710-4049  
Cell.....254-749-1659  
E-Mail.....Russell\_Reneau@baylor.edu  
Fax.....254-710-1369  
Press Row.....254-710-3955  
Website.....www.baylorbears.com  
Mailing Address.....150 Bear Run  
Waco, TX 76711

### Coaching Staff

Head Coach.....Jim Barnes  
Office Phone.....254-710-3034  
Record at BU (years).....12-19 (1)  
Career Record (years).....175-117 (9)  
Assistant Coach.....Geno Frugoli  
Assistant Coach.....Candice O'Brien

### Team Information

First Season.....1975  
All-Time Record.....381-560  
Best Postseason Finish.....NCAA  
1st Round  
2004 Record.....12-19  
2004 Conference.....4-16 (t-9th)  
2004 Postseason.....DNP  
Final Ranking.....NR  
Letterwinners Returning/Lost.....10/0  
Starters Returning/Lost.....6+libero/0

### Key Returners (2004 stats)

Desiree Guilliard-Young, 6-5, Jr., MB  
(2.87 kpg, .300, 1.37 bpg)  
Emily Huston, 6-1, Sr., S  
(11.02 apg, 2.06 dpg, 0.64 dpg)

Nicole LeBlanc, 6-1, Jr., OH  
(2.98 kpg, 2.73 dpg, 0.98 bpg)  
Stella Odion, 6-0, Sr., MB  
(3.04 kpg, 2.72 dpg, 0.55 bpg)

### Series Information

Overall.....Colorado leads 17-2  
Last Meeting.....11/17/04 (CU won 3-0)  
Last BU win.....10/4/00 (3-0)  
Current series streak.....CU won 9  
Longest CU win streak.....9

### 2005 Schedule

Aug. 27.....at Louisiana Tech  
Aug. 27.....#vs. Northwestern State  
Sept. 3.....NORTH TEXAS  
Sept. 3.....MCNEESE STATE  
Sept. 6.....TEXAS STATE  
Sept. 9.....at Tennessee  
Sept. 10.....\$vs. College of Charleston  
Sept. 10.....\$vs. Central Michigan  
Sept. 14.....\*at Texas Tech  
Sept. 16.....^vs. Gonzaga  
Sept. 17.....^vs. UTEP  
Sept. 17.....at Northern Arizona  
Sept. 21.....\*IOWA STATE  
Sept. 24.....\*at Kansas  
Sept. 28.....\*MISSOURI  
Oct. 1.....\*at Nebraska  
Oct. 5.....\*at Colorado  
Oct. 8.....\*TEXAS  
Oct. 12.....\*OKLAHOMA  
Oct. 15.....\*KANSAS STATE  
Oct. 19.....\*at Texas A&M  
Oct. 22.....\*KANSAS  
Oct. 25.....at Texas A&M-Corpus Christi  
Oct. 29.....\*at Iowa State  
Nov. 2.....\*TEXAS A&M  
Nov. 5.....\*at Texas  
Nov. 9.....\*at Missouri  
Nov. 12.....\*COLORADO  
Nov. 16.....\*NEBRASKA  
Nov. 19.....\*at Oklahoma  
Nov. 23.....\*at Kansas State  
Nov. 26.....\*TEXAS TECH

#-Ruston, La.; \$-Knoxville, Tenn.;  
^Flagstaff, Ariz.

### Series Records

**Kills**  
3-Game 24, R. Wacholder, 11/22/96  
4-Game 27, M. Gerlach, 9/18/02  
5-Game 28, K. Engelking, 9/25/99

**Attacks**  
3-Game 47, R. Wacholder, 11/22/96  
4-Game 49, S. Villwock, 11/11/00  
5-Game 49, S. Bowen, 9/25/99

**Assists**  
3-Game 51, As. Nu'u, 9/25/04  
4-Game 59, E. Gower, 9/18/02  
5-Game 71, K. Campbell, 9/25/99

**Aces**  
3-Game 6, S. Bowen, 10/26/96  
4-Game 5, M. Gerlach, 11/11/00  
5-Game 4, E. Gower, 9/25/99

**Digs**  
3-Game 13, T. Vifal, 9/25/04  
13, M. Gerlach, 10/11/03  
4-Game 27, S. Russell, 11/11/00  
5-Game 25, S. Russell, 10/31/01

**Blocks**  
3-Game 9, K. Engelking, 11/15/98  
4-Game 9, M. Barkman, 9/22/01  
5-Game 6, M. Barkman, 10/31/01

## IOWA STATE

Sept. 28, 6 p.m. ■ Ames, Iowa  
Oct. 26, 7 p.m. ■ Boulder, Colo.



Christy Johnson



Amanda Craig

### School Information

Location.....Ames, Iowa  
Founded.....1858  
Enrollment.....27,308  
Nickname.....Cyclones  
Colors.....Cardinal & Gold  
Conference.....Big 12  
Arena (Capacity).....Hilton Coliseum  
(14,092)  
President.....Dr. Gregory L. Geoffrey  
Athletic Director.....Bruce Van De Velde  
SWA.....Calli Sanders

### Sports Information

Volleyball SID.....Corey Hoodjer  
Office.....515-294-2008  
Cell.....515-451-9670  
E-Mail.....hoodjeco@iastate.edu  
Fax.....515-294-0558  
Press Row Phone.....515-294-6178  
Website.....www.cyclones.com  
Mailing Address.....1800 S. Fourth Street  
Jacobsen Bldg  
Ames, IA 50011

### Coaching Staff

Head Coach.....Christy Johnson  
Office Phone.....515-294-7079  
Record at ISU (years).....0-0 (1st)  
Career Record (years).....0-0 (1st)  
Assistant Head Coach.....Joe Lynch  
Assistant Head Coach.....Dawn Sullivan

### Team Information

First Season.....1973  
All-Time Record.....542-598-10  
Best Postseason Finish.....NCAA  
2nd Round  
2004 Record.....8-21  
2004 Conference.....1-19 (11th)  
2004 Postseason.....DNP  
Final Ranking.....NR  
Letterwinners Returning/Lost.....12/3  
Starters Returning/Lost.....5/1

### Key Returners (2004 stats)

Erin Boeve, 6-2, So., MB  
(.199, 2.37 kpg, 0.88 bpg)

Amanda Craig, 5-9, Sr., S  
(10.96 apg, 2.56 dpg, 0.58 bpg)  
Katie Jessen, 5-11, Jr., OH  
(.145, 2.86 kpg, 1.39 dpg)  
Nicole Lorenzen, 5-10, Jr., OH  
(2.67 kpg, 2.35 dpg, 0.46 bpg)

### Series Information

Overall.....Colorado leads 37-7  
Last Meeting.....11/24/04 (CU won 3-0)  
Last ISU win.....11/24/95 (3-1)  
Current series streak.....CU won 18  
Longest CU win streak.....18

### 2005 Schedule

Aug. 27.....^vs. Northern Colorado  
Aug. 27.....at Creighton  
Sept. 2.....SOUTH DAKOTA STATE  
Sept. 2.....MONTANA  
Sept. 3.....DRAKE  
Sept. 3.....STEPHEN F. AUSTIN  
Sept. 7.....at Northern Iowa  
Sept. 9.....#vs. Utah  
Sept. 10.....at Missouri State  
Sept. 10.....#vs. Arkansas  
Sept. 14.....\*at Missouri  
Sept. 17.....\*TEXAS  
Sept. 21.....\*at Baylor  
Sept. 24.....\*at Nebraska  
Sept. 28.....\*COLORADO  
Oct. 1.....NORTH DAKOTA STATE  
Oct. 4.....\*TEXAS TECH  
Oct. 8.....\*at Kansas State  
Oct. 12.....\*TEXAS A&M  
Oct. 15.....\*at Oklahoma  
Oct. 19.....\*at Kansas  
Oct. 22.....\*MISSOURI  
Oct. 26.....\*at Colorado  
Oct. 29.....\*BAYLOR  
Nov. 2.....\*KANSAS STATE  
Nov. 5.....\*NEBRASKA  
Nov. 12.....\*at Texas  
Nov. 16.....\*OKLAHOMA  
Nov. 19.....\*at Texas Tech  
Nov. 23.....\*at Texas A&M  
Nov. 26.....\*KANSAS

#-Springfield, Mo.; ^-Omaha, Neb.

### Series Records

**Kills**  
3-Game 18, R. Wacholder, 10/8/94  
4-Game 25, R. Wacholder, 11/24/95  
5-Game 28, K. Downey, 11/25/94

**Attacks**  
3-Game 49, R. Wacholder, 10/8/94  
4-Game 106, R. Wacholder, 11/24/95  
5-Game 80, R. Wacholder, 11/25/94

**Assists**  
3-Game 48, K. Campbell, 11/6/99  
4-Game 66, T. Seiler, 11/5/94  
5-Game 58, T. Seiler, 11/25/94  
58, Sh. Wolfe, 10/14/95

**Aces**  
3-Game 6, K. Downey, 10/16/93  
4-Game 3, M. Kohler, 10/28/89  
3, St. Wolfe, 11/26/93  
5-Game 4, W. Callahan, 11/20/87

**Digs**  
3-Game 29, A. Smith, 9/4/86  
4-Game 41, K. Downey, 11/5/94  
5-Game 33, R. Wacholder, 10/14/95

**Blocks**  
3-Game 9, M. Barkman, 10/19/99  
4-Game 8, L. Williams, 11/5/94  
8, A. Koepke, 11/24/95  
5-Game 11, A. Koepke, 10/14/95

# 2005 OPPONENTS




1986 - COLORADO VOLLEYBALL - 2005

## KANSAS

Oct. 1, 7 p.m. ■ CECC, Boulder, Colo.  
Nov. 2, 6 p.m. ■ Lawrence, Kan.



Ray Bechard



Josi Lima

### School Information

Location ..... Lawrence, Kan.  
Founded ..... 1866  
Enrollment ..... 28,849  
Nickname ..... Jayhawks  
Colors ..... Crimson & Blue  
Conference ..... Big 12  
Arena (Capacity) ..... Horejsi Athletics Center (1,300)  
Chancellor ..... Dr. Robert Hemenway  
Athletic Director ..... Lew Perkins  
SWA ..... Kelly Landry Mehrtens

### Sports Information

Volleyball SID ..... Laura Lesko  
Office ..... 785-864-7942  
Cell ..... 785-865-6084  
E-Mail ..... lesko@ku.edu  
Fax ..... 785-864-7944  
Press Row Phone ..... 785-864-0169  
Website ..... www.kuathletics.com  
Mailing Address ..... 1651 Naismith Drive, Room 104  
Lawrence, KS 66045

### Coaching Staff

Head Coach ..... Ray Bechard  
Office Phone ..... 785-864-7989  
Record at KU (years) ..... 123-93 (7)  
Career Record (years) ..... 839-153 (20)  
Assistant Coach ..... Jill Jones Stucky  
Assistant Coach ..... Christi Posey

### Team Information

First Season ..... 1975  
All-Time Record ..... 517-523-12  
Best Postseason Finish ..... NCAA 2nd Round  
2004 Record ..... 19-12  
2004 Conference ..... 9-11 (t-6th)  
2004 Postseason ..... NCAA 2nd Round  
Final Ranking ..... RV  
Letterwinners Returning/Lost ..... 9/5  
Starters Returning/Lost ..... 5/1+libero

### Key Returners (2004 stats)

Paula Caten, 6-3, Sr., OH  
(2.78 kpg, 0.94 dpg, 0.51 bpg)

Jana Correa, 6-0, Jr., OH  
(.250, 3.20 kpg, 1.14 dpg)  
Josi Lima, 6-0, Sr., MB  
(3.64 kpg, 2.49 dpg, 1.01 bpg)  
Andi Rozum, 5-10, Sr., S  
(12.18 app, 1.87 dpg, 0.83 bpg)

### Series Information

Overall ..... Colorado leads 30-8  
Last Meeting ..... 11/27/04 (KU won 3-1)  
Last CU win ..... 10/9/04 (3-0)  
Current series streak ..... KU won 1  
Longest CU win streak ..... 26

### 2005 Schedule

Aug. 26 ..... ALABAMA  
Aug. 27 ..... UMKC  
Sept. 1 ..... #vs. Utah Valley State  
Sept. 2 ..... #vs. Montana State  
Sept. 2 ..... at BYU  
Sept. 6 ..... SAINT LOUIS  
Sept. 9 ..... VCU  
Sept. 9 ..... MICHIGAN STATE  
Sept. 10 ..... TEMPLE  
Sept. 14 ..... \*TEXAS A&M  
Sept. 17 ..... \*OKLAHOMA  
Sept. 21 ..... \*at Texas  
Sept. 24 ..... \*BAYLOR  
Sept. 28 ..... \*at Texas Tech  
Oct. 1 ..... \*at Colorado  
Oct. 5 ..... \*KANSAS STATE  
Oct. 8 ..... \*NEBRASKA  
Oct. 15 ..... \*at Missouri  
Oct. 19 ..... \*IOWA STATE  
Oct. 22 ..... \*at Baylor  
Oct. 26 ..... \*at Nebraska  
Oct. 29 ..... \*TEXAS  
Nov. 2 ..... \*COLORADO  
Nov. 5 ..... \*at Kansas State  
Nov. 9 ..... \*at Oklahoma  
Nov. 12 ..... \*TEXAS TECH  
Nov. 16 ..... \*at Texas A&M  
Nov. 23 ..... \*MISSOURI  
Nov. 26 ..... \*at Iowa State

#-Provo, Utah

### Series Records

**Kills**  
3-Game 22, K. Engelking, 11/27/99  
4-Game 28, K. Downey, 11/15/91  
5-Game 24, M. Santillana, 10/24/03

**Attacks**  
3-Game 45, R. Wacholder, 9/28/96  
4-Game 61, K. Downey, 11/15/91  
5-Game 62, M. Santillana, 10/24/03

**Assists**  
3-Game 61, K. Campbell, 11/27/99  
4-Game 73, N. Vranesh, 10/18/91  
73, N. Vranesh, 11/15/91  
5-Game 57, E. Gower, 9/13/00

**Aces**  
3-Game 5, C. Owens, 10/4/98  
4-Game 5, J. Sherlock, 11/7/87  
5-Game 3, M. Gerlach, 9/25/02

**Digs**  
3-Game 19, N. Vranesh, 10/20/90  
4-Game 28, St. Wolfe, 11/15/91  
5-Game 19, N. Carr, 10/24/03

**Blocks**  
3-Game 10, M. Barkman, 11/24/01  
4-Game 9, K. Zabransky, 11/15/91  
5-Game 11, M. Barkman, 9/13/00

## KANSAS STATE

Oct. 12, 7 p.m. ■ Boulder, Colo.  
Nov. 16, 6 p.m. ■ Manhattan, Kan.



Suzie Fritz



Stacy Spiegelberg

### School Information

Location ..... Manhattan, Kan.  
Founded ..... 1863  
Enrollment ..... 22,762  
Nickname ..... Wildcats  
Colors ..... Purple & White  
Conference ..... Big 12  
Arena (Capacity) ..... Ahearn Field House (5,000)  
President ..... Dr. Jon Wefald  
Athletic Director ..... Tim Weiser  
SWA ..... Dr. Laura Tietjen

### Sports Information

Volleyball SID ..... Randy Peterson  
Office ..... 785-532-7975  
Cell ..... 785-587-7769  
E-Mail ..... rspete12@ksu.edu  
Fax ..... 785-532-6093  
Press Row Phone ..... TBA  
Website ..... www.k-statesports.com  
Mailing Address ..... 1800 College Ave  
Bramlage Coliseum, Suite 37  
Manhattan, KS 66052

### Coaching Staff

Head Coach ..... Suzie Fritz  
Office Phone ..... 785-532-5935  
Record at KSU (years) ..... 91-33 (4)  
Career Record (years) ..... 91-33 (4)  
Associate Head Coach ..... Jeff Grove  
Assistant Coach ..... Justin Ingram

### Team Information

First Season ..... 1974  
All-Time Record ..... 591-481-11  
Best Postseason Finish ..... NCAA Region Semifinals  
2004 Record ..... 20-11  
2004 Conference ..... 13-7 (5th)  
2004 Postseason ..... NCAA 2nd Round  
Final Ranking ..... 23rd  
Letterwinners Returning/Lost ..... 8/4  
Starters Returning/Lost ..... 4/3

### Key Returners (2004 stats)

Sandy Werner, 5-11, Jr., OH  
(2.65 kpg, 1.15 dpg, 0.62 bpg)  
Agata Rezende, 6-2, Sr., RS  
(.240, 2.40 kpg, 0.77 bpg)  
Stacy Spiegelberg, 6-0, So., S  
(2.12 app, 0.48 dpg)

### Series Information

Overall ..... Colorado leads 22-15  
Last Meeting ..... 11/10/04 (KSU won 3-1)  
Last CU win ..... 9/15/04 (3-0)  
Current series streak ..... KSU won 1  
Longest CU win streak ..... 14

### 2005 Schedule

Aug. 26 ..... ^vs. Arkansas-Little Rock  
Aug. 27 ..... ^vs. St. Louis  
Aug. 27 ..... at Missouri State  
Sept. 2 ..... #vs. Nicholls State  
Sept. 3 ..... at Arkansas  
Sept. 3 ..... #vs. Utah State  
Sept. 6 ..... CREIGHTON  
Sept. 9 ..... FLORIDA STATE  
Sept. 10 ..... HOUSTON  
Sept. 10 ..... MINNESOTA  
Sept. 14 ..... \*at Oklahoma  
Sept. 17 ..... \*TEXAS TECH  
Sept. 21 ..... SOUTH DAKOTA STATE  
Sept. 24 ..... \*at Missouri  
Sept. 28 ..... \*TEXAS  
Oct. 1 ..... \*TEXAS A&M  
Oct. 5 ..... \*at Kansas  
Oct. 8 ..... \*IOWA STATE  
Oct. 12 ..... \*at Colorado  
Oct. 15 ..... \*at Baylor  
Oct. 19 ..... \*NEBRASKA  
Oct. 22 ..... \*at Texas  
Oct. 26 ..... \*MISSOURI  
Nov. 2 ..... \*at Iowa State  
Nov. 5 ..... \*KANSAS  
Nov. 9 ..... \*at Texas Tech  
Nov. 12 ..... \*at Texas A&M  
Nov. 16 ..... \*COLORADO  
Nov. 19 ..... \*at Nebraska  
Nov. 23 ..... \*BAYLOR  
Nov. 26 ..... \*OKLAHOMA

^ -Springfield, Mo.; #-Fayetteville, Ark.

### Series Records

**Kills**  
3-Game 22, S. Lodge, 11/15/97  
4-Game 29, C. Owens, 11/27/98  
5-Game 19, S. Lodge, 9/27/96  
19, K. Engelking, 11/3/99

**Attacks**  
3-Game 44, K. Downey, 11/22/91  
4-Game 81, C. Owens, 11/27/98  
5-Game 53, S. Bowen, 11/3/99

**Assists**  
3-Game 56, K. Campbell, 11/15/97  
4-Game 72, K. Campbell, 11/7/98  
5-Game 67, K. Campbell, 9/27/96

**Aces**  
3-Game 5, St. Wolfe, 10/23/93  
5, R. Wacholder, 11/19/94  
4-Game 6, J. Sherlock, 10/16/87  
5-Game 1, 3x last E. Gower, 11/3/99

**Digs**  
3-Game 16, S. Russell, 10/11/00  
4-Game 26, T. Murray, 11/4/88  
5-Game 22, K. Campbell, 9/27/96

**Blocks**  
3-Game 11, L. Bossow, 9/15/04  
4-Game 10, M. Barkman, 10/2/99  
5-Game 5, M. Schutz, 9/27/96

# 2005 OPPONENTS

## MISSOURI

Sept. 21, 7 p.m. ■ Boulder, Colo.  
Oct. 29, 5:30 p.m. ■ Columbia, Mo.



Susan Kreklow



Lindsey Hunter

### School Information

Location..... Columbia, Mo.  
Founded..... 1839  
Enrollment..... 27,003  
Nickname..... Tigers  
Colors..... Old Gold & Black  
Conference..... Big 12  
Arena (Capacity)..... Hearnes Center (13,611)  
President..... Dr. Elson S. Floyd  
Athletic Director..... Michael Alden  
SWA..... Sarah Reesman

### Sports Information

Volleyball SID..... Tom Lewis  
Office..... 573-884-9486  
Cell..... 573-424-9447  
E-Mail..... tvlewis@mizzou.edu  
Fax..... 573-882-4720  
Press Row Phone..... 573-882-1764  
Website..... www.mutigers.com  
Mailing Address..... PO Box 677  
Columbia, MO 65205

### Coaching Staff

Head Coach..... Susan Kreklow  
Office Phone..... 573-882-0726  
Record at MU (years)..... 109-46 (5)  
Career Record (years)..... 618-156 (15)  
Associate Head Coach..... Wayne Kreklow  
Assistant Coach..... Deng Yang  
Assistant Coach..... Chen Feng

### Team Information

First Season..... 1972  
All-Time Record..... 468-433-44  
Best Postseason Finish..... NCAA  
2nd Round  
2004 Record..... 20-9  
2004 Conference..... 14-6 (t-3rd)  
2004 Postseason..... NCAA 2nd Round  
Final Ranking..... 24th  
Letterwinners Returning/Lost..... 8/1  
Starters Returning/Lost..... 6/1

### Key Returners (2004 stats)

Shen Danru, 5-11, Sr., OH  
(.234, 4.1 kpg, 2.8 dpg)  
Lindsey Hunter, 5-10, Sr., S  
(14.43 apg, .344, 2.3 dpg)  
Lisa Boyd, 6-2, Sr., MB  
(.384, 3.1 kpg, 1.0 bpg)

### Series Information

Overall..... Colorado leads 29-8  
Last Meeting..... 10/23/04 (MU won 3-0)  
Last CU win..... 11/22/03 (3-2)  
Current series streak..... MU won 2  
Longest CU win streak..... 25

### 2005 Schedule

Aug. 27..... at Colorado State  
Sept. 2..... UTAH  
Sept. 4..... TENNESSEE  
Sept. 6..... UMKC  
Sept. 9..... at Montana State  
Sept. 10..... #vs. Wisconsin  
Sept. 10..... #vs. Northern Colorado  
Sept. 14..... \*IOWA STATE  
Sept. 16..... \*at Texas A&M  
Sept. 21..... \*at Colorado  
Sept. 24..... \*KANSAS STATE  
Sept. 28..... \*at Baylor  
Oct. 1..... \*at Texas Tech  
Oct. 5..... \*NEBRASKA  
Oct. 12..... \*at Texas  
Oct. 15..... \*KANSAS  
Oct. 19..... \*OKLAHOMA  
Oct. 22..... \*at Iowa State  
Oct. 26..... \*at Kansas State  
Oct. 29..... \*COLORADO  
Nov. 2..... \*TEXAS TECH  
Nov. 5..... \*at Oklahoma  
Nov. 9..... \*BAYLOR  
Nov. 12..... \*at Nebraska  
Nov. 20..... \*TEXAS  
Nov. 23..... \*at Kansas  
Nov. 26..... \*TEXAS A&M  
#-Bozeman, Mont.

### Series Records

**Kills**  
3-Game 22, S. Russell, 11/25/00  
4-Game 24, K. Engelking, 10/31/98  
5-Game 21, S. Salgado, 10/22/88  
**Attacks**  
3-Game 50, S. Russell, 11/7/01  
4-Game 54, R. Wacholder, 11/8/95  
5-Game 50, K. Taskey, 9/28/02  
**Assists**  
3-Game 66, E. Gower, 11/25/00  
4-Game 57, K. Campbell, 9/25/98  
5-Game 50, J. Sherlock, 10/22/88

**Aces**  
3-Game 5, R. Wacholder, 10/21/94  
4-Game 3, K. Bunce, 11/8/95  
3, A. Koepke, 11/8/95  
5-Game 4, J. Sherlock, 10/22/88  
**Digs**  
3-Game 22, K. Downey, 11/20/93  
4-Game 19, T. Lynch, 10/31/98  
5-Game 24, N. Carr, 11/22/03  
**Blocks**  
3-Game 8, L. Soulliere, 11/3/89  
4-Game 9, M. Barkman, 10/17/01  
5-Game 8, L. Soulliere, 10/22/88

## NEBRASKA

Sept. 17, 7 p.m. ■ Boulder, Colo.  
Nov. 23, 6 p.m. ■ Lincoln, Neb.



John Cook



Melissa Elmer

### School Information

Location..... Lincoln, Neb.  
Founded..... 1869  
Enrollment..... 25,000  
Nickname..... Cornhuskers  
Colors..... Scarlet & Cream  
Conference..... Big 12  
Arena (Capacity)..... Nebraska Coliseum (4,030)  
Chancellor..... Harvey Perlman, J.D.  
Athletic Director..... Steve Pederson  
SWA..... Dr. Barbara Hibner

### Sports Information

Volleyball SID..... Shamus McKnight  
Office..... 402-472-7772  
Cell..... 402-540-0268  
E-Mail..... smcknight@huskers.com  
Fax..... 402-472-2005  
Press Row Phone..... 402-472-5300  
Website..... www.huskers.com  
Mailing Address..... 116 South Stadium  
Lincoln, NE 68588

### Coaching Staff

Head Coach..... John Cook  
Office Phone..... 402-472-8251  
Record at NU (years)..... 154-11 (5)  
Career Record (years)..... 315-84 (12)  
Assistant Coach..... Lee Maes  
Assistant Coach..... Charlene Tagalao

### Team Information

First Season..... 1975  
All-Time Record..... 933-286-11  
Best Postseason Finish..... NCAA  
Champions (1995, 2000)  
2004 Record..... 30-2  
2004 Conference..... 20-0 (1st)  
2004 Postseason..... NCAA Region Finals  
Final Ranking..... 5th  
Letterwinners Returning/Lost..... 8/5  
Starters Returning/Lost..... 6/1

### Key Returners (2004 stats)

Dani Busboom, 5-11, Jr., S  
(13.10 apg, 2.59 dpg, 0.56 bpg)  
Melissa Elmer, 6-2, Sr., MB  
(.345, 2.91 kpg, 1.89 bpg)  
Sarah Pavan, 6-5, So., OH  
(.322, 4.54 kpg, 1.17 bpg)

### Series Information

Overall..... Nebraska leads 38-5  
Last Meeting..... 10/27/04 (NU won 3-0)  
Last CU win..... 10/28/97 (3-0)  
Current series streak..... NU won 14  
Longest CU win streak..... 2

### 2005 Schedule

Aug. 26..... #vs. Hawaii  
Aug. 27..... #vs. Penn State/Stanford  
Sept. 2..... at Ohio State  
Sept. 3..... ^vs. Michigan  
Sept. 5..... at Minnesota  
Sept. 9..... PACIFIC  
Sept. 10..... PENN STATE  
Sept. 11..... PEPPERDINE  
Sept. 17..... \*at Colorado  
Sept. 21..... \*TEXAS A&M  
Sept. 24..... \*IOWA STATE  
Sept. 28..... \*at Oklahoma  
Oct. 1..... \*BAYLOR  
Oct. 5..... \*at Missouri  
Oct. 8..... \*at Kansas  
Oct. 11..... CREIGHTON  
Oct. 12..... \*TEXAS TECH  
Oct. 15..... \*TEXAS  
Oct. 19..... \*at Kansas State  
Oct. 26..... \*KANSAS  
Oct. 29..... \*at Texas Tech  
Nov. 2..... \*OKLAHOMA  
Nov. 5..... \*at Iowa State  
Nov. 9..... \*at Texas A&M  
Nov. 12..... \*MISSOURI  
Nov. 16..... \*at Baylor  
Nov. 19..... \*KANSAS STATE  
Nov. 23..... \*COLORADO  
Nov. 26..... \*at Texas  
#-Omaha, Neb.; ^-Columbus, Ohio

### Series Records

**Kills**  
3-Game 18, C. Owens, 11/25/98  
4-Game 25, T. Murray, 10/14/89  
5-Game 27, S. Lodge, 10/8/97  
**Attacks**  
3-Game 60, C. Owens, 11/25/98  
4-Game 65, K. Downey, 11/26/94  
5-Game 66, St. Wolfe, 11/27/93  
**Assists**  
3-Game 48, K. Campbell, 10/9/96  
4-Game 67, N. Vranesh, 11/28/92  
5-Game 73, N. Vranesh, 10/13/93

**Aces**  
3-Game 5, H. Sweeney, 10/24/92  
4-Game 3, T. Murray, 10/8/88  
3, J. Sherlock, 10/8/88  
5-Game 4, St. Wolfe, 11/27/93  
**Digs**  
3-Game 20, K. Campbell, 11/25/98  
20, S. Russell, 9/19/01  
4-Game 21, St. Wolfe, 11/28/92  
5-Game 28, T. Murray, 11/13/90  
**Blocks**  
3-Game 5, 4X last A. Koepke, 10/28/97  
4-Game 8, L. Williams, 11/26/94  
8, M. Barkman, 11/10/99  
5-Game 7, A. Koepke, 10/8/97

# 2005 OPPONENTS



## OKLAHOMA

Sept. 24, 6 p.m. ■ Norman, Okla.  
Oct. 22, 7 p.m. ■ Boulder, Colo.



Santiago Restrepo



Joanna Schmitt

### School Information

Location ..... Norman, Okla.  
Founded ..... 1890  
Enrollment ..... 31,400  
Nickname ..... Sooners  
Colors ..... Crimson & Cream  
Conference ..... Big 12  
Arena (Capacity) ..... McCasland Field House (2,000)

President ..... David Boren  
Athletic Director ..... Joe Castiglione  
SWA ..... Stephanie Rempe

### Sports Information

Volleyball SID ..... Jessica Summers  
Office ..... 405-325-3671  
Cell ..... 405-831-6851  
E-Mail ..... jls Summers@ou.edu  
Fax ..... 405-325-7623  
Press Row Phone ..... N/A  
Website ..... www.soonersports.com  
Mailing Address ..... 180 West Brooks, Room 235 Norman, OK 73019

### Coaching Staff

Head Coach ..... Santiago Restrepo  
Office Phone ..... 405-325-8364  
Record at OU years ..... 12-17 (1)  
Career Record ..... 141-90 (6)  
Assistant Coach ..... Kelly Files  
Assistant Coach ..... Steve Loeswick

### Team Information

First Season ..... 1974  
All-Time Record ..... 538-568-7  
Best Postseason Finish ..... NCAA 1st Round  
2004 Record ..... 12-17  
2004 Conference ..... 4-16 (t-9th)  
2004 Postseason ..... N/A  
Final Ranking ..... NR  
Letterwinners Returning/Lost ..... 9/5  
Starters Returning/Lost ..... 5/2

### Key Returners (2004 stats)

Julie Chester, 5-10, So., S (10.28 app, 2.01 dpg, 0.40 bpg)  
Joanna Schmitt, 5-10, Jr., OH (4.01 kpg, 2.69 dpg, 0.43 bpg)  
Gabriela Tonon, 6-3, Sr., OH (2.61 kpg, 0.46 bpg, .156)

### Series Information

Overall ..... Colorado leads 32-10  
Last Meeting ..... 11/13/04 (CU won 3-0)  
Last OU win ..... 10/16/04 (3-2)  
Current series streak ..... CU won 1  
Longest CU win streak ..... 14

### 2005 Schedule

Aug. 27 ..... at Texas Christian  
Sept. 2 ..... #vs. Indiana  
Sept. 2 ..... #vs. Loyola  
Sept. 3 ..... at Alabama  
Sept. 7 ..... UT-ARLINGTON  
Sept. 9 ..... \$vs. Rice  
Sept. 10 ..... \$vs. Notre Dame  
Sept. 11 ..... at UT-San Antonio  
Sept. 14 ..... \*KANSAS STATE  
Sept. 17 ..... \*at Kansas  
Sept. 21 ..... \*at Texas Tech  
Sept. 24 ..... \*COLORADO  
Sept. 28 ..... \*NEBRASKA  
Oct. 1 ..... \*at Texas  
Oct. 5 ..... at Oral Roberts  
Oct. 8 ..... \*TEXAS A&M  
Oct. 12 ..... \*at Baylor  
Oct. 15 ..... \*IOWA STATE  
Oct. 19 ..... \*at Missouri  
Oct. 22 ..... \*at Colorado  
Oct. 26 ..... \*TEXAS TECH  
Oct. 29 ..... \*at Texas A&M  
Nov. 2 ..... \*at Nebraska  
Nov. 5 ..... \*MISSOURI  
Nov. 9 ..... \*KANSAS  
Nov. 16 ..... \*at Iowa State  
Nov. 19 ..... \*BAYLOR  
Nov. 23 ..... \*TEXAS  
Nov. 26 ..... \*at Kansas State

#-Tuscaloosa, Ala.; \$-San Antonio, Texas

### Series Records

**Kills**  
3-Game 22, R. Wacholder, 9/28/94  
4-Game 24, T. Murray, 11/24/89  
24, R. Wacholder, 11/15/95  
5-Game 36, S. Lodge, 11/2/96

**Attacks**  
3-Game 54, R. Wacholder, 9/28/94  
4-Game 79, R. Wacholder, 11/15/95  
5-Game 80, S. Lodge, 11/2/96

**Assists**  
3-Game 75, K. Campbell, 10/31/97  
4-Game 64, K. Campbell, 10/11/96  
5-Game 86, K. Campbell, 11/2/96

**Aces**  
3-Game 4, St. Wolfe, 10/14/92  
4, A. Barnes, 11/23/02  
4-Game 5, S. Lodge, 11/15/95  
5-Game 5, L. Soulliere, 9/29/88  
5, S. Lodge, 11/2/96

**Digs**  
3-Game 20, N. Vranesh, 10/26/93  
20, S. Lodge, 10/31/97  
4-Game 20, T. Murray, 11/18/89  
5-Game 26, S. Lodge, 11/2/96

**Blocks**  
3-Game 7, J. Zumerchik, 11/18/92  
7, M. Barkman, 11/17/01  
4-Game 10, L. Soulliere, 11/24/89  
5-Game 8, J. Sherlock, 9/29/88

## TEXAS

Sept. 14, 5:30 p.m. ■ Austin, Texas  
Nov. 9, 7 p.m. ■ Boulder, Colo.



Jerritt Elliott



Brandy Magee

### School Information

Location ..... Austin, Texas  
Founded ..... 1883  
Enrollment ..... 39,669  
Nickname ..... Longhorns  
Colors ..... Burnt Orange & White  
Conference ..... Big 12  
Arena (Capacity) ..... Gregory Gymnasium (4,400)

President ..... Dr. Larry Faulkner  
Women's Athletic Director ..... Christine Plonsky

### Sports Information

Volleyball SID ..... Lizz Summers  
Office ..... 512-471-8236  
Cell ..... 512-748-9284  
E-Mail ..... lizz.summers@athletics.utexas.edu  
Fax ..... 512-471-6040  
Press Row Phone ..... 512-232-4971  
Website ..... www.texasports.com  
Mailing Address ..... 327 Belmont Hall Austin, TX 78713

### Coaching Staff

Head Coach ..... Jerritt Elliott  
Office Phone ..... 512-471-9148  
Record at UT (years) ..... 81-42 (4)  
Career Record (years) ..... 131-53 (6)  
Assistant Coach ..... Tonya Johnson  
Assistant Coach ..... Brian Hosfeld

### Team Information

First Season ..... 1974  
All-Time Record ..... 862-324-14  
Best Postseason Finish ..... NCAA Champions (1988)  
2004 Record ..... 26-5  
2004 Conference ..... 16-4 (2nd)  
2004 Postseason ..... NCAA Region Semis  
Final Ranking ..... 11th  
Letterwinners Returning/Lost ..... 8/4  
Starters Returning/Lost ..... 3+libero/3

### Key Returners (2004 stats)

Dariam Acevedo, 5-10, Jr., OH (.270, 2.07 kpg, 2.56 dpg)  
Brandy Magee, 6-2, Jr., MB (.358, 2.89 kpg, 0.99 bpg)  
Michelle Moriarty, 5-10, So., S (13.26 app, 1.97 dpg, 0.38 bpg)

### Series Information

Overall ..... Texas leads 14-8  
Last Meeting ..... 11/3/04 (UT won 3-1)  
Last CU win ..... 11/19/03 (3-0)  
Current series streak ..... UT won 2  
Longest CU win streak ..... 3

### 2005 Schedule

Sept. 2 ..... #vs. Arizona State  
Sept. 3 ..... at Notre Dame  
Sept. 9 ..... \$vs. Lipscomb  
Sept. 9 ..... at Ole Miss  
Sept. 10 ..... \$vs. Lamar  
Sept. 10 ..... \$vs. N.C. State  
Sept. 14 ..... \*COLORADO  
Sept. 17 ..... \*at Iowa State  
Sept. 21 ..... \*KANSAS  
Sept. 28 ..... \*at Kansas State  
Oct. 1 ..... \*OKLAHOMA  
Oct. 5 ..... \*at Texas A&M  
Oct. 8 ..... \*at Baylor  
Oct. 12 ..... \*MISSOURI  
Oct. 15 ..... \*at Nebraska  
Oct. 19 ..... \*at Texas Tech  
Oct. 22 ..... \*KANSAS STATE  
Oct. 26 ..... \*TEXAS A&M  
Oct. 29 ..... \*at Kansas  
Nov. 1 ..... at Texas State  
Nov. 5 ..... \*BAYLOR  
Nov. 9 ..... \*at Colorado  
Nov. 12 ..... \*IOWA STATE  
Nov. 16 ..... \*TEXAS TECH  
Nov. 19 ..... \*at Missouri  
Nov. 23 ..... \*at Oklahoma  
Nov. 26 ..... \*NEBRASKA

#-Notre Dame, Ind.; \$-Oxford, Miss.

### Series Records

**Kills**  
3-Game 19, M. Gerlach, 10/10/01  
4-Game 22, M. Gerlach, 11/5/02  
5-Game 40, S. Lodge, 11/28/97

**Attacks**  
3-Game 41, C. Owens, 10/18/97  
4-Game 56, St. Wolfe, 10/9/93  
5-Game 76, S. Russell, 11/20/99

**Assists**  
3-Game 56, K. Campbell, 10/18/97  
4-Game 73, K. Campbell, 11/20/98  
5-Game 88, K. Campbell, 11/28/97

**Aces**  
3-Game 4, N. Carr, 10/4/03  
4-Game 4, St. Wolfe, 10/9/93  
5-Game 4, S. Lodge, 11/30/96

**Digs**  
3-Game 21, S. Russell, 11/14/01  
4-Game 25, N. Vranesh, 10/9/93  
5-Game 29, T. Lynch, 10/17/98

**Blocks**  
3-Game 7, 3X last M. Barkman, 10/16/02  
4-Game 10, M. Barkman, 11/22/00  
5-Game 15, L. Soulliere, 11/17/89

# 2005 OPPONENTS

## TEXAS A&M

Oct. 16, 1 p.m. ■ College Station, Texas  
Nov. 19, 7 p.m. ■ Boulder, Colo.



Laurie Corbelli



Laura Jones

### School Information

Location ..... College Station, Texas  
Founded ..... 1876  
Enrollment ..... 44,571  
Nickname ..... Aggies  
Colors ..... Maroon & White  
Conference ..... Big 12  
Arena (Capacity) ..... G. Rolлие White Coliseum (7,800)  
President ..... Dr. Robert M. Gates  
Athletic Director ..... Bill Byrne  
SWA ..... Mona Osborne

### Sports Information

Volleyball SID ..... Debbie Darrah  
Office ..... 979-845-3218  
Cell ..... 979-777-2600  
E-Mail ..... ddarrah@athletics.tamu.edu  
Fax ..... 979-845-0564  
Press Row Phone ..... 979-845-0006  
Website ..... www.aggieathletics.com  
Mailing Address ..... PO Box 30017  
College Station, TX 77842

### Coaching Staff

Head Coach ..... Laurie Corbelli  
Office Phone ..... 979-845-3266  
Record at A&M (years) ..... 278-104 (12)  
Career Record (years) ..... 378-210 (19)  
Associate Head Coach ..... John Corbelli  
Assistant Coach ..... Robyn Romansky

### Team Information

First Season ..... 1975  
All-Time Record ..... 767-407-2  
Best Postseason Finish ..... NCAA  
Region Finals  
2004 Record ..... 19-9  
2004 Conference ..... 14-6 (t-3rd)  
2004 Postseason ..... NCAA 2nd Round  
Final Ranking ..... 20th  
Letterwinners Returning/Lost ..... 10/4  
Starters Returning/Lost ..... 5+libero/1

### Key Returners (2004 stats)

Kendra Felder, 6-1, Sr., MB  
(.311, 2.6 kpg, 1.02 bpg)  
Christi Hahn, 6-0, Jr., MB/OH  
(.295, 2.3 kpg, 0.87 bpg)  
Laura Jones, 6-2, Sr., OH  
(.259, 4.94 kpg, 2.86 dpg)

### Series Information

Overall ..... Texas A&M leads 14-5  
Last Meeting ..... 11/7/04 (A&M won 3-0)  
Last CU win ..... 11/12/03 (3-2)  
Current series streak ..... A&M won 2  
Longest CU win streak ..... 2

### 2005 Schedule

Aug. 26 ..... PRAIRIE VIEW A&M  
Aug. 27 ..... UT-ARLINGTON  
Sept. 2 ..... ST. MARY'S  
Sept. 3 ..... LEHIGH  
Sept. 3 ..... VIRGINIA  
Sept. 6 ..... at Sam Houston State  
Sept. 9 ..... #vs. Florida  
Sept. 10 ..... #vs. LSU  
Sept. 11 ..... #vs. USC  
Sept. 14 ..... \*at Kansas  
Sept. 16 ..... \*MISSOURI  
Sept. 21 ..... \*at Nebraska  
Sept. 25 ..... \*TEXAS TECH  
Oct. 1 ..... \*at Kansas State  
Oct. 5 ..... \*TEXAS  
Oct. 8 ..... \*at Oklahoma  
Oct. 12 ..... \*at Iowa State  
Oct. 16 ..... \*COLORADO  
Oct. 19 ..... \*BAYLOR  
Oct. 22 ..... \*at Texas Tech  
Oct. 26 ..... \*at Texas  
Oct. 28 ..... \*OKLAHOMA  
Nov. 2 ..... \*at Baylor  
Nov. 9 ..... \*NEBRASKA  
Nov. 12 ..... \*KANSAS STATE  
Nov. 16 ..... \*KANSAS  
Nov. 19 ..... \*at Colorado  
Nov. 23 ..... \*IOWA STATE  
Nov. 26 ..... \*at Missouri

#-San Antonio, Texas

### Series Records

**Kills**  
3-Game 24, S. Russell, 11/1/00  
4-Game 31, St. Wolfe, 9/18/94  
5-Game 27, A. Griffin, 9/24/03  
**Attacks**  
3-Game 60, S. Russell, 11/1/00  
4-Game 73, St. Wolfe, 9/18/94  
5-Game 64, C. Owens, 11/21/98  
**Assists**  
3-Game 59, E. Gower, 11/1/00  
4-Game 66, K. Campbell, 10/16/98  
5-Game 67, E. Gower, 10/3/01

**Aces**  
3-Game 3, R. Wacholder, 11/29/96  
4-Game 4, C. Owens, 10/16/98  
5-Game 4, A. Barnes, 9/21/02  
**Digs**  
3-Game 17, L. Small, 11/1/00  
4-Game 27, K. Downey, 9/18/94  
5-Game 24, S. Russell, 10/3/01  
**Blocks**  
3-Game 10, A. Koepke, 10/17/97  
10, M. Barkman, 11/1/00  
4-Game 7, K. Engelking, 10/23/99  
5-Game 7, M. Barkman, 11/2/02

## TEXAS TECH

Oct. 8, 6 p.m. ■ Lubbock, Texas  
Nov. 5, 7 p.m. ■ Boulder, Colo.



Nancy Todd



Desiree Batista

### School Information

Location ..... Lubbock, Texas  
Founded ..... 1923  
Enrollment ..... 29,000  
Nickname ..... Red Raiders  
Colors ..... Scarlet & Black  
Conference ..... Big 12  
Arena (Capacity) ..... United Spirit Arena (15,050)  
President ..... Dr. Jon Whitmore  
Athletic Director ..... Gerald Myers  
SWA ..... Dr. Judi Henry

### Sports Information

Volleyball SID ..... Molly O'Mara  
Office ..... 806-742-2770  
Cell ..... 781-964-2693  
E-Mail ..... molly.omara@ttu.edu  
Fax ..... 806-742-1970  
Press Row Phone ..... 806-742-6688  
Website ..... www.texastech.com  
Mailing Address ..... Box 43021  
Lubbock, TX 79409

### Coaching Staff

Head Coach ..... Nancy Todd  
Office Phone ..... 806-742-7545  
Record at TTU (years) ..... 21-34 (2)  
Career Record (years) ..... 21-34 (2)  
Assistant Coach ..... Doug Babington  
Assistant Coach ..... Mike Moffitt

### Team Information

First Season ..... 1975  
All-Time Record ..... 704-439-6  
Best Postseason Finish ..... NCAA  
Region Semis  
2004 Record ..... 10-16  
2004 Conference ..... 6-14 (8th)  
2004 Postseason ..... DNP  
Final Ranking ..... NR  
Letterwinners Returning/Lost ..... 8/6  
Starters Returning/Lost ..... 3+libero/5

### Key Returners (2004 stats)

Desiree Batista, 5-10, Sr., OH  
(1.02 kpg, 3.81 dpg)  
Amy Charlebois, 6-1, So., MB  
(2.13 kpg, 1.56 dpg, 0.67 bpg)  
Kiley Lyons, 5-11, Jr., OH  
(2.56 kpg, 1.96 dpg, 0.53 bpg)

### Series Information

Overall ..... Colorado leads 16-2  
Last Meeting ..... 10/30/03 (CU won 3-1)  
Last TT win ..... 11/20/02 (3-0)  
Current series streak ..... CU won 4  
Longest CU win streak ..... 10

### 2005 Schedule

Aug. 27 ..... at Houston Tournament  
Sept. 2-3 ..... at SMU Tournament  
Sept. 6 ..... at Rice  
Sept. 9-10 ..... TEXAS TECH TOURNAMENT  
Sept. 14 ..... \*BAYLOR  
Sept. 17 ..... \*at Kansas State  
Sept. 21 ..... \*OKLAHOMA  
Sept. 24 ..... \*at Texas A&M  
Sept. 28 ..... \*KANSAS  
Oct. 1 ..... \*MISSOURI  
Oct. 5 ..... \*at Iowa State  
Oct. 8 ..... \*COLORADO  
Oct. 12 ..... \*at Nebraska  
Oct. 15 ..... at Colorado State  
Oct. 16 ..... at Wyoming  
Oct. 19 ..... \*TEXAS  
Oct. 22 ..... \*TEXAS A&M  
Oct. 26 ..... \*at Oklahoma  
Oct. 29 ..... \*NEBRASKA  
Nov. 2 ..... \*at Missouri  
Nov. 5 ..... \*at Colorado  
Nov. 9 ..... \*KANSAS STATE  
Nov. 12 ..... \*at Kansas  
Nov. 16 ..... \*at Texas  
Nov. 19 ..... \*IOWA STATE  
Nov. 26 ..... \*at Baylor

### Series Records

**Kills**  
3-Game 22, R. Wacholder, 11/23/96  
4-Game 25, A. Griffin, 10/30/04  
5-Game 27, R. Wacholder, 10/25/96  
**Attacks**  
3-Game 56, S. Russell, 10/6/99  
4-Game 62, S. Lodge, 10/24/97  
5-Game 70, R. Wacholder, 10/25/96  
**Assists**  
3-Game 75, K. Campbell, 10/6/99  
4-Game 75, K. Campbell, 10/10/98  
5-Game 93, K. Campbell, 11/13/99

**Aces**  
3-Game 3, E. Gower, 10/6/99  
4-Game 3, M. Vesanovic, 9/17/03  
5-Game 3, E. Gower, 11/13/99 & 10/7/00  
**Digs**  
3-Game 21, N. Carr, 11/8/03  
4-Game 23, K. Taskey, 10/19/02  
5-Game 28, S. Russell, 10/7/00  
**Blocks**  
3-Game 10, A. Koepke, 11/22/97  
4-Game 12, M. Barkman, 11/3/01  
5-Game 9, A. Koepke, 10/25/96 & 9, M. Gerlach, 11/15/00

# 2004 IN REVIEW



Traveling the road to the 2004 NCAA Tournament, the Colorado volleyball squad endured just about every road block one could find. A traffic-jam like schedule, featuring 15 of 27 matches against would-be NCAA teams. There were speed bumps with tough losses, but life was also good in the fast lane with a pair of early season wins over ranked teams. Sporting just one senior and starting as many as four underclassmen at a time, the 2004 Buffaloes did indeed return to the NCAA Tournament despite the numerous challenges that lay in their path.

Colorado sprinted out of the gate fast in 2004 with a record-setting performance against the University of Denver in the season opener. The Buffaloes hit .402 against the Pioneers (71k-18e-132att), setting a team record for hitting percentage in a four-game match surpassing the mark of .394 set against Wyoming in 1995.

CU hitters remained hot in the next contest hitting a season-best .410 against Cal State-Northridge in a three-game sweep. It was the first time since 1988 that the Buffaloes hit .400 or better in back-to-back matches. In all, Colorado reached the .400 mark three times during the season, the team's most since it had four in 1991.

The Buffaloes dropped to 2-2 with setbacks at Oregon and at home against No. 10 ranked Colorado State University, but rebounded for their most successful run of the season, a run that became very important late in the season.

CU hosted a strong Colorado Invitational field as North Carolina, Pittsburgh and No. 20 San Diego came to the Coors Events/Conference Center. After sweeping Pittsburgh on the first night, the Buffaloes had a tough challenge ahead in the No. 20 Torreros. USD proved worthy of their ranking early, taking a 2-0 lead, but the Buffs fought back. Led by **Allie Griffin's** team-high 22 kills, CU stormed back to win in five. It was the first time CU had overcome an 0-2 deficit since a win over Baylor on Oct. 31, 2001. Momentum stayed in Boulder as Colorado claimed its own invitational with a four-game win over North Carolina. Griffin earned tournament MVP honors while **Maragda Santillana** and **Ashley Nu'u** were selected to the All-Tournament team.

Colorado was 5-2 heading into the conference schedule and faced a tough test right away as defending Big 12 champion Kansas State came to Boulder. The Buffaloes responded by hitting .297 and registering a season-high 15 blocks to sweep the Wildcats. **Lara Bossow** had a career-high 11 blocks, tying the team record for blocks in a three game match. Griffin led all players with 17 kills.

The Buffaloes carried the momentum from the Kansas State match into their first road Big 12 match at Texas. CU took the first two games from the Longhorns but experienced a setback much like the Buffaloes had pinned on San Diego a week earlier. Texas rallied win the next three including a nail-biting 20-18 decision in game five.

Despite the loss in Austin, CU had turned enough heads nationally to claim its first AVCA ranking in nearly two years, debuting at No. 25 on Sept. 25. The Buffaloes would hold the No. 25 spot for two weeks, but losses to Missouri at home and Oklahoma on the road kept CU from remaining in the polls.

The Buffaloes went 5-5 through the first half of the Big 12 season, but their toughest challenges were still ahead. CU's second half began with a loss at Missouri, which would be ranked by seasons end, and then entered a stretch of five matches that would see four ranked teams including three on the road. CU struggled through that part of its schedule, picking up only a win at home against Texas Tech.



Amber and Ashley Nu'u

At 6-10 in league play (11-12 overall), Colorado needed to rally in order to reach the NCAA Tournament. Colorado avenged an early-season loss to Oklahoma by sweeping the Sooners in Boulder and then closed out the season series with Baylor and Iowa State with identical three-game sweeps. Although CU fell in its regular season finale at Kansas, the Buffaloes were 14-13 and invited to their 14th NCAA Tournament.

Colorado drew No. 2 ranked and undefeated Hawai'i in the first round of the NCAA Tournament on the campus of Colorado State University. The Buffaloes game out strong hitting a solid .395 and taking the first game from the Rainbow Wahine, who had been ranked No. 1 for several weeks leading up to the tournament. But the Buffaloes cooled off hitting just .127 as Hawai'i came back to win in four.

A final record of 14-14 gave the Buffaloes their 17th straight season with a .500 record or better. CU also went 5-2 in the preseason, marking the 16th straight season the Buffs have come out of the non-conference schedule with a record of .500 or above.

Griffin was selected to the AVCA All-Central Region first team and was given honorable mention to the AVCA All-America team. Griffin was also named to the All-Big 12 Conference first team while Nu'u was an honorable mention All-Big 12 pick. **Allison Barnes** earned her third selection to the Academic All-Big 12 team while **Nicole Carr** picked up her second Academic All-Big 12 award.

REVIEW

# 2004 RESULTS AND STATISTICS

(14-14 - 9-11 Big 12 (t-6th) - 10-5 Home - 3-8 Away - 1-1 Neutral)

Date	Opponent (Rank)	Rank	W/L	Rec	Score	Score-by-Game	Team Statistical Totals										Individual Statistical Leaders		
							K	Att%	Ast	SA	Dig	TB	Kills	Digs	Blocks	Assists			
9/1	DENVER	RV	W	1-0	3-1	30-15, 28-30, 30-20, 30-21	71	.402	64	4	48	11	Griffin (21)	Carr (16)	MS/LB/AG (5)	Ash. Nu'u (43)			
9/3	vs. Cal State-Northridge	RV	W	2-0	3-0	30-26, 30-20, 30-11	56	.410	48	8	61	5	Griffin (21)	Carr (14)	Bossow (3)	Ash. Nu'u (43)			
9/4	at Oregon	RV	L	2-1	0-3	24-30, 28-30, 25-30	36	.202	33	1	46	5	Griffin (11)	Carr (18)	Bossow (3)	Ash. Nu'u (32)			
9/7	COLORADO STATE (10)	—	L	2-2	0-3	28-30, 25-30, 26-30	46	.193	42	4	39	9	Santillana (20)	Carr (13)	A.Z/A.G. (4)	Ash. Nu'u (40)			
9/9	#PITTSBURGH	—	W	3-2	3-0	30-26, 30-25, 30-23	49	.267	44	7	33	8	Santillana (13)	Griffin (8)	Bossow (6)	Ash. Nu'u (38)			
9/10	#SAN DIEGO (20)	—	W	4-2	3-2	25-30, 30-32, 30-28, 30-21, 15-10	78	.306	70	5	47	14	Griffin (22)	Santillana (9)	A.Z/A.G. (7)	Ash. Nu'u (63)			
9/11	#NORTH CAROLINA	—	W	5-2	3-1	30-22, 30-32, 30-23, 30-22	76	.261	74	7	84	6	Santillana (27)	Carr (19)	Bossow (4)	Barnes (37)			
9/15	*KANSAS STATE (15)	RV	W	6-2/1-0	3-0	30-23, 30-28, 30-26	60	.297	54	2	50	15	Griffin (17)	Santillana (10)	Bossow (11)	Ash. Nu'u (41)			
9/18	*at Texas (RV)	RV	L	6-3/1-1	2-3	30-26, 30-20, 22-30, 20-30, 18-20	74	.239	69	5	58	11	Griffin (17)	Carr (16)	A.Z/A.G. (5)	Ash. Nu'u (58)			
9/22	*NEBRASKA (7)	25	L	6-4/1-2	0-3	25-30, 25-30, 23-30	42	.092	39	3	34	8	Griffin (13)	M.S/A.G. (7)	A.Z/A.G. (4)	Ash. Nu'u (32)			
9/25	*BAYLOR	25	W	7-4/2-2	3-0	30-25, 30-22, 31-29	57	.289	56	4	49	11	Santillana (21)	Viñal (13)	Zimmerman (5)	Ash. Nu'u (51)			
9/29	*at Texas Tech	25	W	8-4/3-2	3-1	30-16, 30-21, 24-30, 30-24	50	.246	42	1	55	14	M.S./A.G. (14)	Santillana (13)	Griffin (8)	Ash. Nu'u (35)			
10/2	*MISSOURI	25	L	8-5/3-3	0-3	26-30, 24-30, 31-33	50	.209	43	1	53	13	Griffin (16)	Barnes (13)	Zimmerman (6)	Ash. Nu'u (38)			
10/5	*at Iowa State	RV	W	9-5/4-3	3-0	30-28, 30-25, 30-20	52	.267	46	2	62	6	Santillana (17)	Griffin (18)	Griffin (4)	Ash. Nu'u (44)			
10/9	*KANSAS (RV)	RV	W	10-5/5-3	3-0	30-23, 30-22, 30-21	54	.293	47	4	41	14	M.S/A.Z. (13)	A.G/K.M. (8)	Zimmerman (6)	Ash. Nu'u (39)			
10/16	*at Oklahoma	RV	L	10-6/5-4	2-3	24-30, 30-16, 30-22, 20-30, 11-15	68	.199	63	9	74	9	Griffin (25)	A.Z/A.G. (13)	Bossow (6)	Ash. Nu'u (51)			
10/20	*TEXAS A&M (16)	—	L	10-7/5-5	1-3	30-25, 28-30, 26-30, 21-30	69	.190	64	2	77	12	Santillana (19)	Zimmerman (15)	A.G/L.B. (6)	Ash. Nu'u (47)			
10/23	*at Missouri (RV)	—	L	10-8/5-6	0-3	21-30, 24-30, 24-30	44	.213	42	4	37	1	Santillana (13)	A.Z/A.G. (8)	Santillana (1)	Ash. Nu'u (31)			
10/27	*at Nebraska (4)	—	L	10-9/5-7	0-3	29-31, 12-30, 23-30	36	.110	36	3	40	3	Griffin (12)	Carr (10)	Santillana (2)	Ash. Nu'u (28)			
10/30	*TEXAS TECH	—	W	11-9/6-7	3-1	30-19, 32-30, 28-30, 30-28	69	.252	61	1	63	13	Griffin (25)	Viñal (15)	Zimmerman (7)	Ash. Nu'u (55)			
11/3	*TEXAS (10)	—	L	11-10/6-8	1-3	19-30, 31-29, 17-30, 19-30	48	.123	44	2	49	10	Griffin (12)	Griffin (11)	Bossow (7)	Ash. Nu'u (37)			
11/7	*at Texas A&M (14)	—	L	11-11/6-9	0-3	24-30, 23-30, 22-30	45	.178	42	2	44	2	Griffin (14)	Carr (13)	NC/LB/AS (1)	Ash. Nu'u (33)			
11/10	*at Kansas State (20)	—	L	11-12/6-9	1-3	21-30, 11-30, 30-27, 19-30	53	.142	47	4	53	3	Amb. Nu'u (16)	Carr (14)	Griffin (3)	Ash. Nu'u (40)			
11/13	*OKLAHOMA	—	W	12-12/7-10	3-0	30-24, 30-13, 30-24	56	.349	52	3	46	12.5	Amb. Nu'u (17)	A.G/N.C. (9)	Griffin (6)	Ash. Nu'u (42)			
11/17	*at Baylor	—	W	13-12/8-10	3-0	30-25, 30-22, 30-25	44	.228	42	4	42	11.5	Griffin (14)	Amb. Nu'u (9)	Zimmerman (6)	Ash. Nu'u (40)			
11/24	*IOWA STATE	—	W	14-12/9-10	3-0	30-16, 30-26, 30-16	59	.405	53	1	49	9.5	Griffin (17)	Zimmerman (12)	Zimmerman (8)	Ash. Nu'u (47)			
11/27	*at Kansas	—	L	14-13/9-11	1-3	22-30, 31-29, 29-31, 19-30	67	.171	62	4	64	3	Griffin (17)	Zimmerman (16)	5 with 1	Barnes (42)			
12/2	*vs. Hawai'i (2)	—	L	14-14	1-3	30-24, 22-30, 20-30, 24-30	67	.189	60	4	46	11	LB/NC/AG (14)	Zimmerman (15)	Bossow (6)	Ash. Nu'u (51)			

\*Big 12 Conference Match; !-Oregon Classic, Eugene, Ore.; #-Colorado Invitational, Boulder, Colo.; \$-NCAA First Round, Fort Collins, Colo.

REVIEW

## Overall

Name	G	K	K/G	E	TA	Pct.	A	A/G	SA	SE	SA/G	RE	DIG	D/G	BS	BA	TOT.	B/G	BE	BHE	PTS
Barnes, Allison	82	6	0.07	0	10	.600	118	1.44	7	7	0.09	7	137	1.67	0	1	1	0.01	0	0	13.5
Masumiya, Kelly	63	1	0.02	0	2	.500	7	0.11	5	23	0.08	10	73	1.16	0	0	0	0.00	0	1	6.0
Mann, Lynsey	12	10	0.83	3	18	.389	0	0.00	0	0	0.00	0	3	0.25	2	6	8	0.67	0	1	15.0
Nu'u, Ashley	94	119	1.27	36	240	.346	1146	12.19	14	28	0.15	2	144	1.53	8	55	63	0.67	12	8	168.5
Zimmerman, Austin	98	198	2.02	63	455	.297	20	0.20	14	28	0.14	19	186	1.90	8	90	98	1.00	5	1	265.0
Bossow, Lara	98	163	1.66	55	385	.281	6	0.06	12	25	0.12	1	51	0.52	8	96	104	1.06	5	2	231.0
Santillana, Maragda	66	275	4.17	96	650	.275	17	0.26	0	0	0.00	25	128	1.94	13	25	38	0.58	4	0	300.5
Griffin, Allie	99	420	4.24	180	934	.257	58	0.59	18	76	0.18	3	231	2.33	6	85	91	0.92	9	4	486.5
Nu'u, Amber	55	122	2.22	59	323	.195	18	0.33	7	16	0.13	16	97	1.76	3	9	12	0.22	2	2	136.5
Carr, Nicole	95	237	2.49	157	732	.109	39	0.41	14	13	0.15	31	239	2.52	6	21	27	0.28	3	0	267.5
Sutherland, Amber	19	25	1.32	19	70	.086	0	0.00	0	1	0.00	3	16	0.84	0	5	5	0.26	0	0	27.5
Viñal, Therese	70	0	0.00	0	0	.000	10	0.14	10	14	0.14	14	137	1.96	0	0	0	0.00	0	0	10.0
Morgado, Krislen	6	0	0.00	0	0	.000	0	0.00	0	0	0.00	0	2	0.33	0	0	0	0.00	0	0	0.0
Team												7									
<b>COLORADO</b>	<b>99</b>	<b>1576</b>	<b>15.92</b>	<b>668</b>	<b>3819</b>	<b>.238</b>	<b>1439</b>	<b>14.54</b>	<b>101</b>	<b>231</b>	<b>1.02</b>	<b>138</b>	<b>1444</b>	<b>14.59</b>	<b>54</b>	<b>393</b>	<b>250.5</b>	<b>2.53</b>	<b>40</b>	<b>19</b>	<b>1927.5</b>
<b>Opponents</b>	<b>99</b>	<b>1473</b>	<b>14.88</b>	<b>641</b>	<b>3862</b>	<b>.215</b>	<b>1337</b>	<b>13.51</b>	<b>138</b>	<b>236</b>	<b>1.39</b>	<b>101</b>	<b>1300</b>	<b>13.13</b>	<b>73</b>	<b>500</b>	<b>323.0</b>	<b>3.26</b>	<b>53</b>	<b>23</b>	<b>1934.0</b>

## Big 12 Only

Name	G	K	K/G	E	TA	Pct.	A	A/G	SA	SE	SA/G	RE	DIG	D/G	BS	BA	TOT.	B/G	BE	BHE	PTS
Barnes, Allison	62	5	0.08	0	6	.833	66	1.06	7	5	0.11	7	115	1.85	0	1	1	0.02	0	0	12.5
Masumiya, Kelly	39	1	0.03	0	2	.500	3	0.08	2	14	0.05	7	43	1.10	0	0	0	0.00	0	0	3.0
Nu'u, Ashley	68	83	1.22	29	167	.323	802	11.79	9	21	0.13	1	98	1.44	6	40	46	0.68	9	6	118.0
Santillana, Maragda	42	177	4.21	52	405	.309	16	0.38	0	0	0.00	20	85	2.02	10	16	26	0.62	1	0	195.0
Mann, Lynsey	6	5	0.83	2	10	.300	0	0.00	0	0	0.00	0	1	0.17	0	2	2	0.33	0	0	6.0
Zimmerman, Austin	69	141	2.04	49	332	.277	15	0.22	6	15	0.09	13	128	1.86	6	70	76	1.10	3	1	188.0
Bossow, Lara	70	107	1.53	40	264	.254	5	0.07	5	14	0.07	1	39	0.56	3	70	73	1.04	2	2	150.0
Griffin, Allie	70	300	4.29	144	702	.222	45	0.64	12	51	0.17	2	176	2.51	5	62	67	0.96	7	2	348.0
Nu'u, Amber	42	99	2.36	43	262	.214	14	0.33	5	15	0.12	12	80	1.90	3	8	11	0.26	2	1	111.0
Sutherland, Amber	13	20	1.54	11	48	.188	0	0.00	0	1	0.00	1	6	0.46	0	3	3	0.23	0	0	21.5
Carr, Nicole	67	159	2.37	122	536	.069	30	0.45	9	10	0.13	21	144	2.15	5	15	20	0.30	1	0	180.5
Morgado, Krislen	5	0	0.00	0	0	.000	0	0.00	0	0	0.00	0	2	0.40	0	0	0	0.00	0	0	0.0
Viñal, Therese	57	0	0.00	0	0	.000	8	0.14	6	10	0.11	12	123	2.16	0	0	0	0.00	0	0	6.0
Team												7									
<b>COLORADO</b>	<b>70</b>	<b>1097</b>	<b>15.67</b>	<b>492</b>	<b>2734</b>	<b>.221</b>	<b>1004</b>	<b>14.34</b>	<b>61</b>	<b>156</b>	<b>0.87</b>	<b>104</b>	<b>1040</b>	<b>14.86</b>	<b>38</b>	<b>287</b>	<b>181.5</b>	<b>2.59</b>	<b>25</b>		

# 2004 LEADERS & MISCELLANEOUS STATS



1986 - COLORADO VOLLEYBALL - 2005

## TIMES LED TEAM IN...

### KILLS

- Allie Griffin.....18
- Maragda Santillana .....9
- Amber Nu'u .....2
- Austin Zimmerman.....1
  - Nicole Carr .....1
  - Lara Bossow .....1

### ATTACKS

- Allie Griffin.....15
- Maragda Santillana .....9
- Nicole Carr .....4
- Amber Nu'u .....2

### ATTACK PERCENTAGE

- Allie Griffin.....7
- Lara Bossow .....6
  - Ashley Nu'u .....6
- Austin Zimmerman.....5
- Maragda Santillana .....2

### ASSISTS

- Ashley Nu'u .....26
- Allison Barnes .....2

## 2004 BIG 12 STANDINGS

Team	Big 12				Overall			
	W	L	Pct.	Games	W	L	Pct.	Games
Nebraska	20	0	1.000	60-5	30	2	.938	93-13
Texas	16	4	.800	52-18	26	5	.839	82-23
Missouri	14	6	.700	43-25	20	9	.690	65-38
Texas A&M	14	6	.700	45-29	19	9	.679	61-38
Kansas State	13	7	.650	43-30	20	11	.645	68-45
Kansas	9	11	.450	34-36	19	12	.613	66-43
<b>COLORADO</b>	<b>9</b>	<b>11</b>	<b>.450</b>	<b>35-35</b>	<b>14</b>	<b>14</b>	<b>.500</b>	<b>51-48</b>
Texas Tech	6	14	.300	28-49	10	16	.385	41-57
Oklahoma	4	16	.200	18-54	12	17	.414	43-63
Baylor	4	16	.200	21-52	12	19	.387	48-65
Iowa State	1	19	.050	12-58	8	21	.276	35-69

## 20-KILL MATCHES

- Maragda Santillana vs. UNC, 9/11 .....27
- Allie Griffin vs. TTU, 10/30.....25
- Allie Griffin @ OU, 10/16.....25
- Maragda Santillana @ OU, 10/16 .....22
- Allie Griffin vs. USD, 9/10 .....22
- Maragda Santillana vs. BU, 9/25 .....21
- Allie Griffin vs. CSN, 9/3.....21
- Allie Griffin vs. DU, 9/1 .....21
- Nicole Carr vs. TTU, 10/30 .....20
- Maragda Santillana vs. CSU, 9/7 .....20

## 20-POINT MATCHES

- Allie Griffin @ TTU, 10/30 .....28.5
- Allie Griffin @ OU, 10/16.....28.5
- Maragda Santillana vs. UNC, 9/11 .....27
- Allie Griffin vs. USD, 9/10 .....25.5
- Allie Griffin vs. DU, 9/1 .....25
- Maragda Santillana vs. BU, 9/25 .....24
- Maragda Santillana @ OU, 10/16 .....23
- Nicole Carr vs. TTU, 10/30 .....22.5
- Allie Griffin @ UT, 9/18.....22.5
- Allie Griffin vs. CSN, 9/3.....22
- Maragda Santillana vs. TAMU, 10/20 .....21

- Maragda Santillana vs. CSU, 9/7 .....21
- Amber Nu'u vs. OU, 11/13.....20
- Allie Griffin vs. KSU, 9/15 .....20

## 50-ASSIST MATCHES

- Ashley Nu'u vs. USD, 9/10 .....63
- Ashley Nu'u @ UT, 9/18 .....58
- Ashley Nu'u vs. TTU, 10/30 .....55
- Ashley Nu'u vs. UH, 12/2.....51
- Ashley Nu'u @ OU, 10/16 .....51
- Ashley Nu'u vs. BU, 9/25 .....51

## 10-BLOCK MATCHES

- Lara Bossow vs. KSU, 11/15 .....11

## DOUBLE DOUBLES

- Allie Griffin - 8**
  - DENVER, 9/1.....21K, 10D
  - vs. Cal State-Northridge, 9/3 .....21K, 12D
  - @ Iowa State, 10/5 .....14K, 18D
  - @ Oklahoma, 10/16 .....25K, 13D
  - TEXAS A&M, 10/20 .....15K, 11D
  - TEXAS TECH, 10/30 .....25K, 14D
  - TEXAS, 11/3 .....12K, 11D
  - @ Texas A&M, 11/7 .....14K, 10D

## SEASON LEADERS

### ATT PCT. (Min. 3ATT PG)

- Austin Zimmerman .....297
- Lara Bossow .....281
- Maragda Santillana .....275
- Allie Griffin .....257
- Amber Nu'u .....195

### KILLS (TOTAL)

- Allie Griffin .....420
- Maragda Santillana .....275
- Nicole Carr .....237
- Austin Zimmerman .....198
- Lara Bossow .....163

### KILLS (KPG)

- Allie Griffin .....4.24
- Maragda Santillana .....4.17
- Nicole Carr .....2.49
- Amber Nu'u .....2.22
- Austin Zimmerman .....2.02

### ASSISTS (TOTAL)

- Ashley Nu'u .....1146
- Allison Barnes .....118
- Allie Griffin .....58
- Nicole Carr .....39
- Austin Zimmerman .....20

### ASSISTS (APG)

- Ashley Nu'u .....12.19
- Allison Barnes .....1.44
- Allie Griffin .....0.59
- Nicole Carr .....0.41
- Amber Nu'u .....0.33

### SERVICE ACES (TOTAL)

- Allie Griffin .....18
- Nicole Carr .....14
  - Ashley Nu'u .....14
  - Austin Zimmerman .....14
- Lara Bossow .....12

### SERVICE ACES (APG)

- Allie Griffin .....0.18
- Ashley Nu'u .....0.15
- Nicole Carr .....0.15
- Therese Viñal .....0.14
  - Austin Zimmerman .....0.14

### DIGS (TOTAL)

- Nicole Carr .....239
- Allie Griffin .....231
- Austin Zimmerman .....186
- Ashley Nu'u .....144
- Allison Barnes .....137
  - Therese Viñal .....137

### DIGS (DPG)

- Nicole Carr .....2.52
- Allie Griffin .....2.33
- Therese Viñal .....1.96
- Maragda Santillana .....1.94
- Austin Zimmerman .....1.90

### BLOCKS (TOTAL)

- Lara Bossow .....104
- Austin Zimmerman .....98
- Allie Griffin .....91
- Ashley Nu'u .....63
- Maragda Santillana .....38

### BLOCKS (BPG)

- Lara Bossow .....1.06
- Austin Zimmerman .....1.00
- Allie Griffin .....0.92
- Ashley Nu'u .....0.67
- Maragda Santillana .....0.58

### Nicole Carr - 7

- DENVER, 9/1 .....16K, 16D
- NORTH CAROLINA, 9/11 .....14K, 19D
- @ Texas, 9/18 .....14K, 16D
- TEXAS TECH, 10/30 .....20K, 10D
- @ Texas A&M, 11/7 .....11K, 13D
- @ Kansas State, 11/10 .....10K, 14D
- @ Kansas, 11/27 .....13K, 10D

### Maragda Santillana - 2

- KANSAS STATE, 9/15 .....14K, 10D
- @ Texas Tech, 9/29 .....14K, 13D

### Ashley Nu'u - 2

- vs. Cal State-Northridge, 9/3 .....43A, 10D
- TEXAS A&M, 10/20 .....47A, 11D

### Austin Zimmerman - 2

- IOWA STATE, 11/24 .....11K, 12D
- @ Kansas, 11/27 .....13K, 16D

REVIEW

# 2004 BIG 12 STATISTICS

## TEAM - ALL MATCHES

HITTING %	G	Kills	Errs	Total	Pct
1. Texas	105	1794	587	3956	.305
2. Missouri	103	1820	587	4318	.286
3. Nebraska	106	1823	610	4322	.281
4. Texas A&M	99	1584	576	4004	.252
5. Kansas State	113	1691	624	4311	.248
6. Colorado	99	1576	668	3820	.238
7. Kansas	109	1711	699	4334	.234
8. Baylor	113	1578	750	4297	.193
9. Oklahoma	106	1480	703	4145	.187
10. Iowa State	104	1426	780	4507	.143
11. Texas Tech	98	1346	793	4102	.135

ASSISTS	G	No.	Per Game
1. Missouri	103	1660	16.12
2. Texas	105	1647	15.69
3. Nebraska	106	1657	15.63
4. Texas A&M	99	1451	14.66
5. Colorado	99	1439	14.54
6. Kansas	109	1553	14.25
7. Kansas State	113	1564	13.84
8. Texas Tech	98	1259	12.85
9. Baylor	113	1447	12.81
10. Oklahoma	106	1349	12.73
11. Iowa State	104	1295	12.45

KILLS	G	No.	Per Game
1. Missouri	103	1820	17.67
2. Nebraska	106	1823	17.20
3. Texas	105	1794	17.09
4. Texas A&M	99	1584	16.00
5. Colorado	99	1576	15.92
6. Kansas	109	1711	15.70
7. Kansas State	113	1691	14.96
8. Baylor	113	1578	13.96
9. Oklahoma	106	1480	13.96
10. Texas Tech	98	1346	13.73
11. Iowa State	104	1426	13.71

BLOCKS	G	Solo	Asst	Total	Per Game
1. Nebraska	106	89	675	426.5	4.02
2. Texas A&M	99	53	504	305.0	3.08
3. Baylor	113	62	565	344.5	3.05
4. Kansas State	113	47	588	341.0	3.02
5. Kansas	109	78	425	290.5	2.67
6. Oklahoma	106	40	473	276.5	2.61
7. Missouri	103	74	389	268.5	2.61
8. Colorado	99	54	393	250.5	2.53
9. Texas	105	70	373	256.5	2.44
10. Texas Tech	98	38	374	225.0	2.30
11. Iowa State	104	55	326	218.0	2.10

ACES	G	No.	Per Game
1. Kansas State	113	215	1.90
2. Texas	105	176	1.68
3. Texas Tech	98	160	1.63
4. Nebraska	106	166	1.57
5. Texas A&M	99	149	1.51
6. Baylor	113	168	1.49
7. Missouri	103	152	1.48
8. Iowa State	104	150	1.44
9. Kansas	109	155	1.42
10. Colorado	99	101	1.02
11. Oklahoma	106	107	1.01

DIGS	G	No.	Per Game
1. Nebraska	106	1846	17.42
2. Iowa State	104	1748	16.81
3. Texas A&M	99	1629	16.45
4. Missouri	103	1672	16.23
5. Kansas	109	1681	15.42
6. Texas	105	1612	15.35
7. Texas Tech	98	1469	14.99
8. Colorado	99	1443	14.58
9. Kansas State	113	1630	14.42
10. Baylor	113	1625	14.38
11. Oklahoma	106	1462	13.79

## TEAM - CONFERENCE MATCHES

HITTING %	G	Kills	Errs	Total	Pct
1. Missouri	68	1182	362	2770	.296
2. Nebraska	65	1119	363	2580	.293
3. Texas	70	1192	412	2689	.290
4. Kansas State	73	1106	404	2765	.254
5. Texas A&M	74	1170	431	3004	.246
6. Colorado	70	1097	492	2734	.221
7. Kansas	70	1081	483	2801	.213
8. Baylor	73	987	532	2833	.161
9. Oklahoma	72	952	513	2812	.156
10. Texas Tech	77	1053	638	3271	.127
11. Iowa State	70	910	579	3041	.109

ASSISTS	G	No.	Per Game
1. Missouri	68	1083	15.93
2. Texas	70	1097	15.67
3. Nebraska	65	1014	15.60
4. Texas A&M	74	1081	14.61
5. Colorado	70	1004	14.34
6. Kansas	70	990	14.14
7. Kansas State	73	1020	13.97
8. Texas Tech	77	989	12.84
9. Baylor	73	930	12.74
10. Oklahoma	72	878	12.19
11. Iowa State	70	843	12.04

KILLS	G	No.	Per Game
1. Missouri	68	1182	17.38
2. Nebraska	65	1119	17.22
3. Texas	70	1192	17.03
4. Texas A&M	74	1170	15.81
5. Colorado	70	1097	15.67
6. Kansas	70	1081	15.44
7. Kansas State	73	1106	15.15
8. Texas Tech	77	1053	13.68
9. Baylor	73	987	13.52
10. Oklahoma	72	952	13.22
11. Iowa State	70	910	13.00

BLOCKS	G	Solo	Asst	Total	Per Game
1. Nebraska	65	55	427	268.5	4.13
2. Texas A&M	74	46	366	229.0	3.09
3. Kansas State	73	31	374	218.0	2.99
4. Baylor	73	42	344	214.0	2.93
5. Missouri	68	55	259	184.5	2.71
6. Colorado	70	38	287	181.5	2.59
7. Texas	70	45	265	177.5	2.54
8. Oklahoma	72	32	300	182.0	2.53
9. Kansas	70	45	228	159.0	2.27
10. Texas Tech	77	35	277	173.5	2.25
11. Iowa State	70	34	195	131.5	1.88

ACES	G	No.	Per Game
1. Kansas State	73	158	2.16
2. Nebraska	65	106	1.63
3. Texas Tech	77	120	1.56
4. Texas	70	106	1.51
5. Texas A&M	74	108	1.46
6. Missouri	68	90	1.32
7. Kansas	70	85	1.21
8. Baylor	73	84	1.15
9. Iowa State	70	80	1.14
10. Colorado	70	61	0.87
11. Oklahoma	72	51	0.71

DIGS	G	No.	Per Game
1. Nebraska	65	1098	16.89
2. Texas A&M	74	1228	16.59
3. Iowa State	70	1152	16.46
4. Missouri	68	1106	16.26
5. Texas	70	1088	15.54
6. Texas Tech	77	1175	15.26
7. Kansas	70	1049	14.99
8. Colorado	70	1039	14.84
9. Kansas State	73	1050	14.38
10. Baylor	73	1043	14.29
11. Oklahoma	72	979	13.60

## INDIVIDUAL - ALL MATCHES

HITTING PERCENTAGE						
(Minimum .200/3.0 attacks per game)						
Player	Team	CI	G	Kills	Errs	Total Pct
1. Boyd, Lisa	MU	JR	95	297	71	589.384
2. Howden, Bethany	UT	SR	103	420	100	847.378
3. Wilson, Nicole	MU	SO	95	276	58	582.375
4. Magee, Brandy	UT	SO	104	301	72	640.358
5. Elmer, Melissa	NU	JR	106	308	83	652.345
6. Martin, Lisa	KS	SR	112	290	73	641.339
7. Pavan, Sarah	NU	FR	106	481	150	1027.322
8. Stalls, Tracy	NU	FR	97	219	73	454.322
9. Felder, Kendra	TA	JR	90	234	73	518.311
10. Topic, Mira	UT	SR	105	593	211	1240.308

KILLS						
(Minimum 2.00 per game)						
Player	Team	CI	G	No.	Per Game	
1. Topic, Mira	UT	SR	105	593	5.65	
2. Jones, Laura	TA	JR	99	489	4.94	
3. Johnson, Kelly	TT	SR	98	454	4.63	
4. Pavan, Sarah	NU	FR	106	481	4.54	
5. Griffin, Allie	CU	JR	99	420	4.24	
6. Santillana, Maragda	CU	JR	66	275	4.17	
7. Howden, Bethany	UT	SR	103	420	4.08	
8. Danru, Shen	MU	JR	102	415	4.07	
9. Schmitt, Joanna	OU	SO	106	425	4.01	
10. Hejjas, Vali	KS	SR	112	437	3.90	

ASSISTS						
(Minimum 5.00 per game)						
Player	Team	CI	G	No.	Per Game	
1. Hunter, Lindsey	MU	JR	103	1486	14.43	
2. Moriarty, Michelle	UT	FR	104	1379	13.26	
3. Busboom, Dani	NU	SO	106	1389	13.10	
4. Kelley, Kari	TA	JR	97	1189	12.26	
5. Nu'u, Ashley	CU	SO	94	1146	12.19	
6. Rozum, Andi	KU	JR	109	1328	12.18	
7. Guerre, Gabby	KS	SR	111	1265	11.40	
8. Huston, Emily	BU	JR	113	1245	11.02	
9. Craig, Amanda	IS	JR	103	1130	10.97	
10. Chester, Julie	OU	FR	68	699	10.28	

SERVICE ACES						
(Minimum 0.10 per game)						
Player	Team	CI	G	No.	Per Game	
1. Lastra, Angie	KS	FR	113	67	0.59	
2. Huston, Emily	BU	JR	113	61	0.54	
3. Batista, Desiree	TT	JR	98	52	0.53	
4. Munsch, Melissa	TA	SR	96	42	0.44	
5. Churr, Katie	IS	SO	81	29	0.36	
6. Wilson, Nicole	MU	SO	95	34	0.36	
7. Lynch, Michelle	NU	JR	74	25	0.34	
8. Houghtelling, Christ	NU	SO	77	26	0.34	
9. Felder, Kendra	TA	JR	90	30	0.33	
Modglin, Amanda	BU	FR	57	19	0.33	

BLOCKS						
(Minimum 1.00 per game)						
Player	Team	CI	G	Solo	Assist	Total Per Game
1. Elmer, Melissa	NU	JR	106	29	171	200.0 1.89
2. Munsch, Melissa	TA	SR	96	12	147	159.0 1.66
3. Stalls, Tracy	NU	FR	97	12	148	160.0 1.65
4. Meira, Adeline	BU	JR	103	25	136	161.0 1.56
5. Martin, Lisa	KS	SR	112	7	150	157.0 1.40
6. Guillard-Young, Des	BU	SO	112	20	133	153.0 1.37
7. Hamlin, Joy	KS	SO	95	18	109	127.0 1.34
8. Michaels, Ashley	KU	SR	109	19	126	145.0 1.33
9. Tomes, Laura	OU	SO	81	6	97	103.0 1.27
10. Stadel, Anna	OU	FR	53	11	52	63.0 1.19

DIGS						
(Minimum 1.00 per game)						
Player	Team	CI	G	No.	Per Game	
1. Dorsey, Jill	KU	SR	104	483	4.64	
2. McCormick, Amanda	NU	SO	106	480	4.53	
3. Lastra, Angie	KS	FR	113	493	4.36	
4. Ailes, Tatum	MU	FR	103	431	4.18	
5. Churr, Katie	IS	SO	81	329	4.06	
6. Dalager, Brittany	IS	SR	104	405	3.89	
7. Batista, Desiree	TT	JR	98	373	3.81	
8. Saleaumua, Jennifer	NU	JR	104	389	3.74	
9. Jennings, Alyson	UT	FR	103	370	3.59	
10. Schramek, Kristen	BU	FR	112	382	3.41	

## INDIVIDUAL - CONFERENCE MATCHES

HITTING PERCENTAGE						
(Minimum .200/3.0 attacks per game)						
Player	Team	CI	G	Kills	Errs	Total Pct
1. Boyd, Lisa	MU	JR	68	221	50	444.385
2. Howden, Bethany	UT	SR	70	279	65	564.379
3. Elmer, Melissa	NU	JR	65	194	47	405.363
4. Martin, Lisa	KS	SR	72	191	43	416.356
5. Magee, Brandy	UT	SO	69	194	46	420.352
6. Wilson, Nicole	MU	SO	62	171	40	381.344
7. Pavan, Sarah	NU	FR	65	288	88	590.339
8. Stalls, Tracy	NU	FR	58	133	47	266.323
9. Mancuso, Dani	NU	SO	34	106	34	228.316
10. Guerre, Gabby	KS	SR	73	115	33</	

(6-18 • 0-5 vs. Big Eight Opponents • 3-4 Home • 2-8 Away • 1-6 Neutral)

-----Team Statistical Totals-----

-----Individual Statistical Leaders-----

Date	Opponent	H/A	W/L	Score	K	Att%	Ast	SA	Dig	TB	Kills	Digs	Blocks	Assists
9/4	* Iowa State	H	L	1-15, 5-15, 7-15	6	-.310	6	4	58	2.0	A.H./A.S. (2)	Bollinger (20)	Gira (1)	Gillette (6)
9/10	Montana State	H	L	5-15, 4-15, 10-15	20	.111	13	1	27	6.0	M.B./A.S. (6)	Stearns (6)	Smith (4)	Stearns (11)
9/12	^ New Mexico	A	L	2-15, 3-15, 4-15	10	-.185	9	1	12	15.0	Hulstrom (4)	AH/SG/AS (3)	Hulstrom (7)	Gillette (7)
9/13	^ Montana State	N	L	10-15, 9-15, 6-15	19	.000	15	8	28	6.0	Bollinger (8)	Gillette (9)	KE/SG/AH/AS (2)	Gillette (13)
9/13	^ Rhode Island	N	L	2-15, 9-15, 9-15	13	-.063	50	0	14	8.0	MB/KE/AH (3)	KE/SG (3)	Hulstrom (4)	Gillette (4)
9/16	Denver	A	L	8-15, 15-13, 16-18, 4-15	42	.064	31	12	70	7.0	Smith (10)	MB/SG (14)	Eddy (5)	Gillette (26)
9/21	Nevada-Reno	H	L	4-15, 6-15, 3-15	15	.027	11	2	55	7.0	Smith (6)	Gira (11)	Hulstrom (6)	Gillette (11)
10/1	UCCS	A	W	15-10, 15-10, 17-15	Information not available for this match.									
10/4	Western State	A	W	15-9, 15-8, 8-15, 15-7	44	.277	35	2	34	9.0	Smith (14)	Smith (10)	Hulstrom (4)	Gillette (31)
10/9	Fort Lewis	A	L	5-15, 15-8, 15-11, 15-3	Information not available for this match.									
10/9	Western State	N	W	15-7, 15-12, 12-15, 8-15, 15-5	Information not available for this match.									
10/11	Colo.-Mines	H	W	12-15, 15-7, 15-12, 14-16, 15-5	60	.134	50	2	174	23.0	Bollinger (15)	Gillette (39)	Hulstrom (14)	Gillette (40)
10/17	* Iowa State	A	L	2-15, 6-15, 1-15	12	.061	12	4	12	2.0	Bollinger (4)	SG/KG (3)	Hulstrom (2)	Gillette (9)
10/19	*+ Missouri	N	L	12-15, 5-15, 10-15	34	.325	26	10	18	5.0	Smith (10)	Gillette (7)	Eddy (3)	Gillette (23)
10/23	* Kansas	A	L	3-15, 5-15, 5-15	21	.161	16	3	5	3.0	Smith (6)	Gillette (10)	KE/SG/AH (1)	Gillette (16)
10/24	% Tulsa	N	L	14-16, 15-17, 8-15	26	.163	21	6	9	7.0	Bollinger (8)	Gillette (8)	Eddy (4)	Gillette (20)
10/25	% Kansas State	N	L	5-15, 5-15, 1-15	6	-.192	8	1	4	4.0	Smith (3)	Bollinger (6)	Eddy (3)	Gillette (5)
10/25	% Wichita State	A	L	6-15, 5-15, 12-15	26	.065	17	6	4	7.0	Smith (9)	Gillette (13)	Eddy (5)	Gillette (15)
10/29	UCCS	H	W	6-15, 15-5, 14-16, 16-14, 16-14	58	.126	33	2	6	32.0	Smith (22)	Stearns (30)	Hulstrom (13)	Stearns (31)
11/5	Denver	H	W	16-14, 15-1, 15-3	33	.279	17	0	0	21.0	Gillette (10)	Stearns (19)	Hulstrom (13)	Stearns (13)
11/7	Oral Roberts	A	L	11-15, 6-15, 9-15	26	.271	23	7	13	2.0	Gillette (9)	Bollinger (10)	MB/AH (1)	Stearns (16)
11/8	* Oklahoma	A	L	6-15, 13-15, 6-15	13	.135	9	11	15	4.0	Smith (4)	Gillette (5)	MG/KG/AH/AS (1)	Gillette (4)
11/13	Utah State	H	L	9-15, 15-11, 7-15, 4-15	28	.066	27	3	2	29.0	Smith (7)	Stearns (16)	Hulstrom (18)	Stearns (18)
11/21	& Oklahoma	N	L	10-15, 0-15, 5-15	22	.143	21	6	15	0.0	Smith (7)	Bollinger (5)	no blocks	Gillette (15)

\* - Big Eight Conference Match; ^ - New Mexico Lobo Invitational, Albuquerque, N.M.; +- Match Played In Ames, Iowa; % - Wichita State Tournament, Wichita, Kan.; & - Big Eight Conference Tournament, Kansas City, Mo.; All Home Games Played At Balch Fieldhouse.

## Team Statistics

Player	MP-MS	GP	K	E	TA	Pct.	Ast.	SA	SE	RE	Dig	BS	BA	TB	BE
Bollinger	23-23	79	128	101	531	.051	5	21	64	52	204	13	15	28	8
Capra	22-0	47	0	1	3	-.333	1	4	10	3	45	0	0	0	0
Deluzio	13-4	33	21	13	83	.096	1	4	13	10	26	0	3	3	4
Eddy	17-17	56	55	35	155	.129	8	0	5	5	32	23	21	44	14
Gillette	23-23	79	91	46	291	.155	343	20	35	9	207	13	28	41	13
Gira	23-18	71	59	52	234	.030	14	13	42	26	135	15	17	32	14
Hulstrom	23-23	79	101	44	279	.204	14	12	44	8	98	66	42	108	25
Smith	23-23	79	160	132	605	.046	6	14	41	67	169	17	19	36	9
Stearns	21-7	70	11	6	38	.132	101	23	33	5	144	2	8	10	3
TOTALS	24	79	626	430	2219	.088	493	111	287	185	1060	149	153	225	90

## Team Roster

No.	Name	Pos.	Ht.	Yr.	Hometown (High School / College)
1	Susan Gillette	S	5-7	So.	Northglenn, Colo. (Northglenn/Idaho)
2	Meghan Capra	DS	5-3	So.	Denver, Colo. (Marycrest)
3	Kelly Eddy	MB	5-11	Fr.	Golden, Colo. (Longmont)
4	Lucy Stearns	S	5-8	Fr.	Littleton, Colo. (Arapahoe)
5	Kristine Gira	LS	5-9	Fr.	Littleton, Colo. (Heritage)
7	Denise Deluzio	RS	5-11	So.	Arvada, Colo. (Pomona)
10	Melissa Bollinger	LS	5-11	Fr.	Luverne, Minn. (Luverne)
11	*Lisa Soulliere	MB	6-1	Jr.	Littleton, Colo. (Columbine/Nebraska)
12	Amy Hulstrom	MB	6-0	So.	Broomfield, Colo. (Northglenn)
13	Andi Smith	LS	5-11	Fr.	Sterling, Colo. (Sterling)
15	*Susan Magda	LS	5-10	Jr.	Arvada, Colo. (Arvada/Hastings)

\*-Spent the season as a redshirt.

HEAD COACH: Brad Saindon (Arizona State '76, Oklahoma '84)  
ASSISTANT COACH: Jim Miret (Denver '81)

## 1986 Milestones

- ✓ **April 26** - CU adds women's volleyball as a sport and hires Brad Saindon as head coach.
- ✓ **Sept. 4** - The Buffs fall to Iowa State at the Balch Fieldhouse in the first match in CU history. The Cyclones took just 26 minutes to dismantle the young Buffs.
- ✓ **Oct. 1** - CU records its first victory, a 3-0 win at CU-Colorado Springs in the program's eighth match.
- ✓ **Oct. 11** - CU records its second two-match win streak with a win over Colorado School of Mines at Balch, this is also the first home win in program history.
- ✓ **SEASON** - The Buffs, composed entirely of walk-ons, manage a 6-18 record in what was essentially an exhibition season.
- ✓ **SEASON** - The Buffs are led by Melissa Bollinger, Susan Gillette, Amy Hulstrom and Andi Smith, who all played in all 79 games this season.
- ✓ **SEASON** - The roster has only two upperclassmen on it, Lisa Soulliere and Susan Magda, who were both transfers and had to redshirt. Of those who played, five were freshmen and four were sophomores.

(9-20 • 3-9 Big Eight (t-5th) • 4-9 Home • 3-9 Away • 2-2 Neutral)

Date	Opponent	H/A	WL	Score	---Team Statistical Totals---							-----Individual Statistical Leaders-----			
					K	Att%	Ast	SA	Dig	TB	Kills	Digs	Blocks	Assists	
9/2	at Colo. St. (10)	A	L	5-15, 3-15, 3-15	18	-.027	12	0	14	3	WC/TM (5)	Murray (6)	JS/SS (2)	Sherlock (9)	
9/6	Stanford (4)	H	L	4-15, 5-15, 3-15	20	.056	16	1	23	11	Magda (6)	Murray (12)	SS/LS (5)	Sherlock (16)	
9/11	# -Michigan State	H	W	15-7, 15-10, 15-9	37	-.181	28	1	44	8	Murray (10)	Murray (11)	Soulliere (4)	Sherlock (27)	
9/11	# -Louisville	H	W	15-3, 15-7, 13-15, 15-13	54	.218	45	8	52	6	WC/SM (12)	Murray (19)	Hulstrom (3)	Sherlock (38)	
9/12	# -N. Iowa	H	L	1-15, 10-15, 4-15	26	.017	24	3	25	9	Murray (9)	Murray (12)	Salgado (6)	Sherlock (23)	
9/17	* Oklahoma	H	L	3-15, 7-15, 15-11, 16-14, 10-15	44	.051	36	10	60	9	TM/LS (10)	Murray (19)	Soulliere (6)	Sherlock (32)	
9/18	^ George Wash.	N	W	12-15, 9-15, 15-8, 15-4, 17-15	56	.170	49	12	63	10	Murray (19)	Murray (17)	Soulliere (7)	Sherlock (46)	
9/19	^ Minnesota (RV)	N	L	1-15, 14-16, 9-15	27	.057	26	5	28	8	Murray (7)	Sherlock (9)	Callahan (5)	Sherlock (23)	
9/19	^ at Wyoming	A	L	7-15, 10-15, 10-15	39	-.168	35	2	34	3	Murray (11)	Murray (10)	Salgado (2)	Sherlock (34)	
9/25	Illinois State	H	L	12-15, 10-15, 7-15	31	.055	27	4	33	6	Murray (10)	Murray (8)	WC/SS (3)	Sherlock (26)	
9/30	Wyoming	H	L	5-15, 12-15, 4-15	27	.035	24	4	30	7	Salgado (8)	Murray (7)	Soulliere (4)	Sherlock (23)	
10/2	* Nebraska (4)	H	L	4-15, 5-15, 11-15	32	-.119	24	4	28	4	Murray (8)	Murray (10)	Soulliere (3)	Sherlock (24)	
10/3	at Regis	A	W	16-14, 8-15, 15-13, 15-8	58	.161	43	13	64	10	Murray (15)	Sherlock (15)	Soulliere (6)	Sherlock (42)	
10/10	* Kansas State	H	L	6-15, 13-15, 10-15	26	-.057	23	7	45	8	Murray (8)	Murray (15)	SS/LS (4)	Sherlock (22)	
10/15	* at Oklahoma	A	L	0-15, 1-15, 16-14, 7-15	23	-.087	21	5	29	6	Magda (9)	Murray (7)	Soulliere (4)	Sherlock (21)	
10/16	* at Kansas State	A	L	9-15, 9-15, 15-11, 9-15	35	.130	31	9	53	8	Murray (12)	KB/WC/LS (9)	SS/LS (4)	Sherlock (26)	
10/17	* at Kansas	A	L	15-9, 7-15, 2-15, 7-15	41	-.141	37	6	68	6	SM/TM (8)	Murray (15)	Soulliere (4)	Sherlock (34)	
10/24	* Iowa State	H	L	7-15, 13-15, 14-16	52	-.162	41	2	40	5	Magda (15)	Sherlock (10)	WC/LS (2)	Sherlock (37)	
10/29	* at Nebraska (7)	A	L	6-15, 3-15, 5-15	23	.108	17	1	25	3	WC/TM (5)	Callahan (6)	Callahan (2)	Sherlock (16)	
10/30	* at Missouri	A	W	15-11, 15-10, 15-8	44	.283	41	7	48	5	Magda (12)	TM/JS (12)	Soulliere (2)	Sherlock (37)	
10/31	* at Iowa State	A	L	0-15, 13-15, 10-15	25	-.158	22	7	51	7	KB/SS (5)	Callahan (9)	WC/SS (4)	Sherlock (18)	
11/3	Colorado St. (5)	H	L	15-10, 4-15, 9-15, 8-15	51	.248	42	11	35	6	Murray (13)	Murray (12)	Soulliere (4)	Sherlock (42)	
11/6	* Missouri	H	W	15-4, 15-6, 15-11	39	.253	34	8	31	7	Magda (13)	Gira (8)	Soulliere (5)	Sherlock (34)	
11/7	* Kansas	H	W	15-8, 13-15, 15-3, 15-11	49	.209	38	13	43	8	Murray (14)	Sherlock (9)	Soulliere (6)	Sherlock (33)	
11/12	at San Diego	A	W	1-15, 15-6, 12-15, 15-12, 15-7	61	.222	44	16	47	10	Magda (15)	Murray (12)	Soulliere (5)	Sherlock (40)	
11/13	at LBSU (18)	A	L	11-15, 6-15, 6-15	33	-.149	31	6	13	7	Murray (10)	Salgado (4)	Soulliere (3)	Sherlock (27)	
11/14	at Cal-Irvine	A	L	10-15, 14-16, 8-15	43	-.307	36	3	23	8	Callahan (10)	Murray (6)	Salgado (4)	Sherlock (35)	
11/20	& Iowa State	N	W	5-15, 12-15, 15-12, 15-9, 16-14	65	.180	51	13	52	12	Murray (20)	Sherlock (15)	WC/LS (5)	Sherlock (45)	
11/21	& Oklahoma	N	L	1-15, 3-15, 3-15	23	.063	21	0	21	4	KB/WC/TM/LS (4)	TM/JS/LS (4)	WC/LS (2)	Sherlock (20)	

\* - Big Eight Conference Match; # - Colorado Coors Invitational, Boulder, Colo.; ^ - Wyoming Invitational Volleyball Classic, Laramie, Wyo.; & - Big Eight Conference Tournament, Salina, Kan.; - Match played at the Coors Events Center, all other home matches at Balch Fieldhouse.

**Team Statistics**

Player	MP-MS	GP	K	E	TA	Pct.	Ast.	SA	SE	RE	Dig	BS	BA	TB	BE
Bruce	25-7	73	87	53	242	.140	10	18	16	55	79	1	6	7	4
Callahan	29-28	100	173	97	534	.142	14	14	41	1	161	16	45	61	18
Capra	15-0	37	0	0	4	.000	0	1	5	2	12	0	0	0	0
Gira	26-0	52	3	3	24	.000	4	0	5	2	50	0	2	2	0
Hulstrom	24-2	52	9	10	47	-.021	3	0	1	2	24	3	7	10	2
Magda	27-24	91	184	124	599	.100	4	12	37	82	106	3	12	15	5
Murray	29-29	101	270	150	878	.137	9	43	85	58	272	5	11	16	3
Salgado	28-24	93	121	91	395	.076	16	32	71	3	74	23	41	64	13
Sherlock	29-29	102	82	31	248	.206	850	37	44	1	197	3	28	31	7
Smith	7-0	11	6	8	38	-.053	0	0	4	5	10	1	0	1	0
Soulliere	29-29	102	166	64	404	.252	8	22	52	9	98	46	57	103	14
Zastrow	26-1	61	1	2	3	-.333	1	2	5	1	25	0	0	0	0
TOTALS	29	102	1102	633	3416	.137	919	181	366	221	1108	101	209	205	66

**Team Roster**

No.	Name	Pos.	Ht.	Yr.	Hometown (High School / College)
2	Meghan Capra	DS	5-3	Jr.	Denver, Colo. (Marycrest)
3	Kristin Zastrow	DS	5-6	Fr.	Avon, Colo. (Battle Mountain)
4	Tina Murray	LS	5-7	Fr.	Calumet City, Ill. (Thornridge)
5	Kristine Gira	LS	5-10	So.	Littleton, Colo. (Heritage)
6	Wendy Callahan	LS	5-11	Jr.	Parker, Colo. (Ponderosa/Montana State)
7	*Daria DeRuitter	MB	6-1	Jr.	Gilcrest, Colo. (Valley/Colorado State)
9	Kellie Bruce	LS	6-0	Fr.	Fountain Valley, Calif. (Fountain Valley)
10	Jennifer Sherlock	S	5-9	Fr.	Flossmoor, Ill. (Homewood-Flossmore)
11	Lisa Soulliere	MB	6-1	So.	Littleton, Colo. (Columbia/Nebraska)
12	Amy Hulstrom	MB	6-0	Jr.	Broomfield, Colo. (Northglenn)
13	Andi Smith	LS	5-11	So.	Sterling, Colo. (Sterling)
15	Susan Magda	LS	5-10	Jr.	Arvada, Colo. (Arvada/Hastings)
16	Stephanie Salgado	RS	6-1	Fr.	Yucaipa, Calif. (Yucaipa)

\* - Spent the season as a redshirt.

HEAD COACH: Brad Saindon (Arizona State '76, Oklahoma '84)  
ASSISTANT COACHES: Jim Miret (Denver '81); Liz Bitner (Northern Colorado '80)

**1987 Milestones**

- ✓ **Sept. 11**—CU hosts its first ever tournament, the Coors Invitational, and sweeps Michigan State in the first round. This was the Buffs first-ever win over a Division I opponent and just the second match played at the Coors Events Center.
- ✓ **Sept. 17**—As 1986 matches against Big Eight opponents didn't count as conference matches, the Buffs host Oklahoma and take them to five games at Balch Fieldhouse in the program's first Big Eight match.
- ✓ **Oct. 30**—Missouri becomes the first conference victim of the Buffs as CU swept the Tigers in Columbia.
- ✓ **Nov. 6**—The Buffs get their first-ever sweep of a conference opponent by sweeping Missouri in Boulder, this is also the Buffs first conference home victory.
- ✓ **Nov. 20**—CU defeats Iowa State in five games at the Big Eight Tournament in Salina, Kan., and wins the first post-season match in program history.
- ✓ **SEASON**—Playing in its first season with scholarship players, CU finishes tied for fifth in the Big Eight.
- ✓ **SEASON**—The Buffs are led in kills and digs by freshman Tina Murray, while Sophomore Lisa Soulliere leads the team in hitting percentage and blocks and freshman Jennifer Sherlock led in assists.

(22-13 • 8-4 Big Eight (3rd) • 11-4 Home • 6-7 Away • 5-2 Neutral)

Date	Opponent	H/A	W/L	Score	Rank	----Team Statistical Totals----								-----Individual Statistical Leaders-----			
						K	Att%	Ast	SA	Dig	TB	Kills	Digs	Blocks	Assists		
9/1	Southern Cal (11)	H	L	13-15, 13-15, 5-15	—	35	.080	28	6	26	8	Magda (9)	TM/JS (6)	WC/LS (3)	Sherlock (28)		
9/2	N. Arizona	H	W	15-10, 15-10, 12-15, 15-11	—	48	.163	34	9	60	19	Salgado (16)	Murray (18)	Soulliere (12)	Sherlock (33)		
9/7	at Colorado St. (10)	A	L	8-15, 20-18, 9-15, 10-15	—	59	.113	43	5	21	16	Magda (12)	Murray (7)	Sherlock (6)	Sherlock (42)		
9/9	^ Georgia	N	W	15-11, 15-9, 11-15, 15-11	—	57	.320	45	5	28	15	Salgado (12)	Sherlock (10)	Soulliere (7)	Sherlock (43)		
9/10	^ E. Michigan	N	W	15-6, 15-4, 15-12	—	38	.280	30	14	27	9	DD/SM (9)	Magda (7)	WC/SM (4)	Sherlock (27)		
9/10	^ at Indiana	A	L	12-15, 14-16, 12-15	—	42	.189	30	8	30	5	Magda (11)	TM/JS (7)	Sherlock (3)	Sherlock (29)		
9/16	# Mississippi	H	W	15-6, 15-6, 15-10	—	44	.238	32	4	41	12	Sherlock (9)	Murray (11)	Salgado (5)	Sherlock (27)		
9/16	# Wyoming (RV)	H	W	15-12, 15-6, 15-6	—	40	.313	31	8	39	8	Salgado (11)	Murray (11)	WC/SS/LS (3)	Sherlock (30)		
9/17	# Memphis	H	W	15-12, 15-10, 15-2	—	50	.378	42	9	34	12	Magda (11)	Magda (12)	LS/TM (4)	Sherlock (41)		
9/17	# N. Mexico (RV)	H	L	15-6, 2-15, 15-11, 0-15, 7-15	—	70	.226	62	6	72	14	Salgado (15)	Soulliere (15)	Soulliere (7)	Sherlock (56)		
9/20	at Wyoming (RV)	A	W	15-7, 15-7, 15-2	—	42	.337	41	4	37	9	Magda (12)	Murray (17)	Soulliere (6)	Sherlock (39)		
9/23	@ at N. Mexico (RV)	A	L	15-9, 7-15, 4-15, 10-15	—	49	-.015	44	2	31	5	Salgado (16)	Salgado (6)	Salgado (4)	Sherlock (41)		
9/24	@ Houston	N	L	11-15, 6-15, 10-15	—	25	.022	21	3	36	7	Salgado (7)	TM/SS (7)	Salgado (4)	Sherlock (12)		
9/24	@ UTEP	N	W	15-3, 15-8, 15-4	—	48	.355	38	8	32	3	Magda (13)	Salgado (8)	WC/DD/JS (2)	Sherlock (29)		
9/29	* at Oklahoma (RV)	A	L	14-16, 15-8, 15-10, 12-15, 12-15	—	75	.242	58	14	66	16	Salgado (18)	Magda (18)	Sherlock (8)	Sherlock (55)		
10/1	* at Iowa State	A	W	15-5, 15-7, 15-13	—	48	.408	32	5	45	12	Magda (14)	Sherlock (10)	Soulliere (6)	Sherlock (30)		
10/7	* at Kansas State	A	W	15-7, 15-13, 15-7	—	55	.462	56	7	43	8	Magda (21)	Murray (14)	Soulliere (5)	Sherlock (50)		
10/8	* at Nebraska (8)	A	L	11-15, 9-15, 15-13, 7-15	—	65	.209	47	7	41	9	Magda (22)	Murray (10)	DD/JS (4)	Sherlock (43)		
10/13	* Oklahoma (16)	H	L	8-15, 16-14, 6-15, 10-15	—	68	.256	63	9	61	10	Magda (22)	Salgado (16)	Soulliere (4)	Sherlock (57)		
10/15	* Missouri	H	W	15-10, 15-9, 15-4	—	41	.322	34	8	25	8	Salgado (14)	Magda (8)	Soulliere (4)	Sherlock (32)		
10/17	+ Duke	N	W	15-4, 15-8, 15-8	—	39	.232	32	10	39	7	SM/SS (8)	Murray (13)	DD/TM/SS (2)	Sherlock (30)		
10/21	* at Kansas	A	W	16-14, 15-8, 17-15	—	54	.201	41	12	57	14	Salgado (14)	Murray (12)	Callahan (5)	Sherlock (36)		
10/22	* at Missouri	A	W	11-15, 15-4, 10-15, 15-3, 15-10	—	72	.262	55	10	78	11	Salgado (21)	Murray (22)	Soulliere (8)	Sherlock (50)		
10/28	Utah	H	W	15-7, 15-8, 15-7	—	38	.256	31	8	38	10	Salgado (13)	Murray (11)	DeRuiter (5)	Sherlock (27)		
10/29	Tennessee	H	W	15-7, 17-15, 12-15, 15-10	—	61	.262	46	12	58	16	SM/SS (12)	Murray (21)	Soulliere (12)	Sherlock (45)		
11/2	Colorado St. (RV)	H	W	19-17, 9-15, 4-15, 15-12, 15-11	—	85	.163	72	9	91	15	Magda (22)	Murray (21)	JS/LS (3)	Sherlock (66)		
11/4	* Kansas State	H	W	12-15, 15-4, 15-13, 15-8	—	69	.263	58	6	83	12	Magda (19)	Murray (26)	Soulliere (6)	Sherlock (56)		
11/5	* Kansas	H	W	15-3, 15-3, 15-4	—	44	.450	38	5	41	9	Soulliere (10)	Murray (11)	Callahan (3)	Sherlock (32)		
11/10	* Nebraska (5)	H	L	8-15, 1-15, 14-16	—	36	.118	37	4	35	8	Magda (13)	SM/JS (9)	Soulliere (3)	Sherlock (33)		
11/12	* Iowa State	H	W	15-9, 15-13, 15-11	—	45	.207	39	5	50	11	Magda (14)	SM/TM (15)	SS/LS (3)	Sherlock (36)		
11/18	at St. Mary's	A	W	15-8, 15-3, 15-8	—	38	.388	52	7	30	7	JS/SS (7)	Murray (8)	Salgado (4)	Sherlock (32)		
11/19	at San Francisco	A	L	12-15, 13-15, 9-15	—	36	.220	37	11	53	6	Magda (10)	Murray (15)	Salgado (3)	Sherlock (35)		
11/21	at Stanford (2)	A	L	12-15, 3-15, 9-15	—	25	.158	22	4	32	4	Magda (8)	Magda (12)	Soulliere (3)	Sherlock (20)		
11/25	& Oklahoma (13)	N	W	15-12, 15-5, 15-11	—	47	.327	41	6	39	9	Magda (14)	Murray (9)	Soulliere (4)	Sherlock (38)		
11/26	& Nebraska (5)	N	L	15-13, 10-15, 5-15, 7-15	—	67	.244	59	3	65	8	Magda (21)	Murray (17)	Salgado (6)	Sherlock (55)		

\* - Big Eight Conference Match; # - Colorado Coors Invitational, Boulder, Colo.; ^ - Indiana Hoosier Classic, Bloomington, Ind.; @ - New Mexico Domino's Pizza Classic, Albuquerque, N.M.; + - Match played in Denver, Colo.; & - Big Eight Conference Tournament, Salina, Kan.; All home matches played at Coors Events/Conference Center.

### Team Statistics

Player	MP-MS	GP	K	E	TA	Pct.	Ast.	SA	SE	RE	Dig	BS	BA	TB	BE
Bossi	29-7	87	4	2	26	.077	18	0	3	0	79	1	0	1	0
Callahan	35-20	98	133	39	309	.304	7	10	20	0	82	21	42	63	7
Capra	17-0	27	0	0	2,000	3	0	0	0	0	4	0	0	0	0
DeRuiter	35-17	92	147	49	311	.315	5	13	31	1	41	28	33	61	10
Elfstein	17-0	46	0	2	3	-.667	1	5	7	2	28	0	0	0	0
Magda	35-34	121	432	203	1098	.209	12	26	68	113	285	19	28	47	9
Murray	35-35	120	262	133	796	.162	11	47	68	56	393	11	22	33	2
Romero	33-1	89	4	5	18	-.056	0	3	5	2	43	1	1	2	0
Salgado	35-33	122	389	155	879	.266	41	55	97	2	192	27	59	86	12
Sherlock	35-35	122	160	44	399	.291	1335	65	56	1	277	19	58	77	15
Soulliere	35-35	118	230	78	565	.269	19	29	48	2	147	69	72	141	20
Zastrow	23-0	44	0	0	3,000	1	0	3	0	13	0	0	0	0	0
TOTALS	35	122	1761	710	4409	.238	1453	253	406	179	1584	196	315	353	75

### Team Roster

No.	Name	Pos.	Ht.	Yr.	Hometown (High School / College)
1	Karen Bossi	S	5-8	Fr.	Arvada, Colo. (Arvada West)
2	Meghan Capra	DS	5-3	Sr.	Denver, Colo. (Marycrest)
3	Kristin Zastrow	DS	5-6	So.	Avon, Colo. (Battle Mountain)
4	Tina Murray	LS	5-7	So.	Calumet City, Ill. (Thornwood)
6	Wendy Callahan	LS	5-11	Sr.	Parker, Colo. (Ponderosa/Montana State)
7	Darla DeRuiter	MB	6-1	Sr.	Gilcrest, Colo. (Valley/Colorado State)
8	Katie Elfsten	LS	5-8	Fr.	Laguna Beach, Colo. (Laguna Beach)
9	*Wendy Van Wyhe	MB	6-1	Fr.	Chino, Calif. (Ontario Christian)
10	Jennifer Sherlock	S	5-9	So.	Flossmoor, Ill. (Homewood-Flossmoor)
11	Lisa Soulliere	MB	6-1	Jr.	Littleton, Colo. (Columbia/Nebraska)
15	Susan Magda	LS	5-8	Sr.	Arvada, Colo. (Arvada/Hastings)
16	Stephanie Salgado	RS	6-1	So.	Yucaipa, Calif. (Yucaipa)
17	Buffy Romero	LS/S	5-11	Fr.	Long Beach, Calif. (Long Beach Wilson)
—	*Diane Johnson	LS	5-11	Jr.	Los Altos, Calif. (Los Altos/Metro State)

\* - Spent the season as a redshirt.

HEAD COACH: Brad Saindon (Arizona State '76, Oklahoma '84)  
ASSISTANT COACH: Mike McLean (Pasadena City College '74)

### 1988 Milestones

- ✓ **Oct. 7** - At 10-6 with a win over Kansas State, the Buffs already have more wins than in either of the previous two seasons.
- ✓ **Oct. 28** - With a sweep over Utah, the Buffs record their 15th win of the season, this number equals the win total from the first two years combined.
- ✓ **Nov. 5** - With a sweep of Kansas at the Coors Events Center, the Buffs cap off a school record nine-straight wins, a record that would hold until 1994.
- ✓ **Nov. 23** - Stephanie Salgado, who played in all 122 games for CU, is named first-team All-Big Eight, the first player to receive that honor.
- ✓ **Nov. 25** - With a sweep of Oklahoma in the Big Eight Tournament, the Buffs have defeated five of the six league opponents at least once this season.
- ✓ **SEASON** - CU records its first 20 win season with a 22-13 mark, including a third place Big Eight finish and a second place Big Eight Tournament finish.
- ✓ **SEASON** - Brad Saindon is named the Big Eight Coach of the Year.
- ✓ **SEASON** - Jennifer Sherlock leads the Big Eight with 66 service aces in 122 games, becoming the first Buff to win a conference statistical title.

HISTORY

(22-11 • 10-2 Big Eight (2nd) • 8-4 Home • 8-5 Away • 6-2 Neutral)

Date	Opponent	H/A	W/L	Score	Rank	-----Team Statistical Totals-----						-----Individual Statistical Leaders-----			
						K	Att%	Ast	SA	Dig	TB	Kills	Digs	Blocks	Assists
9/1	^ W.Kentucky	N	W	15-6, 15-7, 15-5	—	36	.210	34	12	21	8	TM/LS (9)	DJ/LS (4)	JS/SM (3)	Sherlock (28)
9/1	^ at S.D. State	A	W	8-15, 14-16, 15-7, 15-4, 15-8	—	87	.305	76	17	68	13	Murray (23)	Murray (18)	JS/WV (5)	Sherlock (66)
9/2	^ UCSB (13)	N	W	15-8, 15-7, 15-9	—	46	.330	41	9	41	4	Murray (16)	Murray (12)	LS/WV (2)	Sherlock (38)
9/3	Texas (8)	H	L	15-7, 15-11, 5-15, 10-15, 9-15	—	85	.255	72	5	82	21	Murray (30)	Kohler (28)	Soulliere (10)	Sherlock (68)
9/8	% San Jose State (18)	N	L	14-16, 11-15, 9-15	—	55	.201	52	3	82	10	Murray (14)	Murray (24)	Soulliere (6)	Sherlock (46)
9/9	% at Purdue	A	W	15-11, 9-15, 15-13, 6-15, 15-7	—	74	.150	69	8	65	11	Murray (19)	Sherlock (16)	LS/WV (5)	Sherlock (57)
9/9	% Penn State (17)	N	W	10-15, 15-13, 15-11, 8-15, 15-3	—	77	.242	68	11	90	8	DJ/SS (17)	Sherlock (21)	Soulliere (4)	Sherlock (55)
9/12	Colorado State (18)	H	L	15-7, 13-15, 8-15, 14-16	—	48	.184	44	8	70	14	Murray (19)	Soulliere (11)	Soulliere (6)	Sherlock (40)
9/13	at Wyoming (RV)	A	L	10-15, 8-15, 7-15	—	44	.150	40	4	57	4	Murray (12)	Murray (16)	Soulliere (3)	Sherlock (35)
9/15	# South Carolina	H	W	15-8, 15-10, 15-13	—	50	.302	38	7	43	9	Murray (13)	Murray (12)	LS/WV (4)	Sherlock (37)
9/16	# Indiana	H	W	15-3, 11-15, 15-11, 15-13	—	67	.280	57	7	63	18	Murray (19)	Murray (18)	Van Wyhe (11)	Sherlock (49)
9/16	# Pepperdine	H	W	6-15, 15-11, 15-11, 15-4	—	44	.221	35	5	61	11	Soulliere (10)	MK/SS (14)	Soulliere (9)	Sherlock (32)
9/22	~ Memphis State	N	W	15-9, 15-7, 15-13	—	47	.258	40	8	55	7	Soulliere (11)	Murray (19)	Van Wyhe (4)	Sherlock (36)
9/23	~ South Florida	N	W	15-6, 15-7, 15-11	—	38	.272	36	3	46	5	Soulliere (9)	Meeker (10)	Soulliere (4)	Metro (17)
9/23	~ at Tennessee	A	W	15-8, 15-8, 15-3	—	36	.338	29	6	38	9	Kohler (9)	Murray (12)	Soulliere (6)	Sherlock (29)
9/26	Wyoming (RV)	H	L	13-15, 14-16, 6-15	—	44	.252	37	5	62	5	Soulliere (12)	Soulliere (15)	JS/LS (2)	Sherlock (34)
9/30	* Nebraska (5)	H	L	13-15, 4-15, 10-15	—	45	.243	40	2	53	6	Murray (12)	Sherlock (14)	JS/LS (2)	Sherlock (40)
10/6	* Iowa State	H	W	15-2, 15-6, 15-11	—	40	.330	30	3	39	12	Murray (10)	TM/JS (8)	Sherlock (4)	Sherlock (29)
10/7	* Kansas	H	W	13-15, 15-0, 15-8, 15-4	—	70	.346	58	4	80	8	Soulliere (21)	Kohler (18)	LS/WV (4)	Sherlock (54)
10/13	* at Kansas State	A	W	15-4, 15-6, 15-9	—	36	.397	32	5	35	3	Soulliere (8)	JM/MK (6)	Soulliere (3)	Sherlock (52)
10/14	* at Nebraska (4)	A	L	7-15, 15-10, 6-15, 15-17	—	59	.177	55	5	55	6	Murray (25)	Salgado (9)	Soulliere (4)	Sherlock (47)
10/21	* Missouri	H	W	15-8, 15-2, 15-3	—	35	.378	31	9	26	8	TM/SS/LS (7)	Salgado (7)	Van Wyhe (4)	Sherlock (29)
10/26	* at Oklahoma	A	W	15-4, 12-15, 17-15, 15-6	—	58	.150	48	6	59	13	TM/LS (15)	Kohler (15)	Soulliere (8)	Sherlock (46)
10/28	* at Iowa State	A	W	15-8, 15-4, 10-15, 15-6	—	62	.292	57	4	62	13	Murray (14)	Kohler (13)	Soulliere (7)	Sherlock (55)
11/3	* at Missouri	A	W	15-4, 15-11, 18-16	—	40	.184	37	11	40	10	Soulliere (10)	Murray (11)	Soulliere (8)	Sherlock (20)
11/4	* at Kansas	A	W	15-9, 15-4, 15-12	—	46	.267	44	8	67	7	Salgado (12)	Murray (13)	Soulliere (5)	Sherlock (34)
11/10	* Kansas State	H	W	15-3, 15-3, 15-7	—	25	.296	21	6	25	9	Salgado (6)	Kohler (5)	LS/WV (3)	Sherlock (18)
11/11	* Oklahoma	H	W	15-11, 15-10, 15-7	—	44	.327	39	7	57	9	Murray (14)	Kohler (13)	Van Wyhe (5)	Sherlock (36)
11/14	at Colorado St. (RV)	A	L	9-15, 15-11, 7-15, 4-15	—	52	.153	49	7	49	13	Murray (20)	Kohler (10)	Soulliere (5)	Sherlock (45)
11/17	+ at Texas (7)	A	L	11-15, 15-11, 3-15, 16-14, 12-15	—	59	.128	50	5	89	15	Kohler (12)	Kohler (17)	Soulliere (15)	Sherlock (49)
11/18	+ Oklahoma	N	W	20-18, 15-10, 13-15, 15-7	—	64	.200	60	8	81	12	Salgado (18)	Murray (20)	Soulliere (6)	Sherlock (53)
11/24	* Oklahoma	N	L	12-15, 15-13, 6-15, 9-15	—	58	.083	54	5	75	12	Murray (24)	Kohler (16)	Soulliere (10)	Sherlock (51)
12/2	\$ Minnesota (18)	A	L	12-15, 15-13, 6-15, 9-15	—	48	.145	40	2	59	12	Soulliere (13)	Kohler (12)	LS/SS (6)	Sherlock (29)

\* - Big Eight Conference Match; # - Colorado Coors Tournament, Boulder, Colo.; ^ - Grand Prix Classic, San Diego, Calif.; % - Purdue Premier Tournament, West Lafayette, Ind.; ~ - Tennessee Ladies VB Classic, Knoxville, Tenn.; + - Texas Tournament, Austin, Texas; & - Big Eight Conference Tournament, Salina, Kan.; \$ - NCAA Tournament First Round, Minneapolis, Minn.; All Home Matches Played At Coors Events/Conference Center.

## Team Statistics

Player	MP-MS	GP	K	E	TA	Pct.	Ast.	SA	SE	RE	Dig	BS	BA	TB	BE	BHE
Jestadt	29-4	53	53	32	174	.121	10	12	17	0	99	0	21	21	3	0
Johnson	30-3	61	86	41	235	.191	4	12	23	17	78	3	6	9	4	0
Kohler	33-26	106	207	112	708	.134	11	34	45	41	308	3	24	27	5	6
Meeker	32-14	101	28	21	96	.073	6	26	52	10	168	0	3	3	1	1
Metro	18-1	27	16	6	48	.208	24	2	9	0	9	2	8	10	6	3
Murray	33-32	116	449	162	1225	.234	21	29	45	48	368	11	24	35	11	3
Romero	20-2	46	7	1	16	.375	34	3	8	0	48	0	2	2	0	3
Salgado	33-28	110	257	113	661	.218	35	35	53	2	255	11	60	71	7	12
Sherlock	33-32	118	99	20	262	.302	1332	24	35	1	262	8	57	65	20	37
Soulliere	33-32	119	354	96	764	.338	25	38	36	2	243	59	109	168	29	3
Van Wyhe	33-18	104	160	64	394	.244	11	1	8	0	54	34	64	98	14	5
TOTALS	33	119	1716	668	4583	.229	1513	214	331	121	1892	131	378	320	100	73

## Team Roster

No.	Name	Pos.	Ht.	Yr.	Hometown (High School / College)
2	Stacy Metro	S	6-1	Fr.	Lakewood, Colo. (Mayfair)
4	Tina Murray	LS	5-7	Jr.	Calumet City, Ill. (Thornwood)
6	Diane Johnson	LS	5-11	Jr.	Los Altos, Calif. (Los Altos/Metro State)
8	*Katie Zabransky	MB	6-2	Fr.	Brookfield, Wis. (Brookfield East)
9	Wendy Van Wyhe	MB	6-1	RFr.	Chino, Calif. (Ontario Christian)
10	Jennifer Sherlock	S	5-9	Jr.	Flossmoor, Ill. (Homewood-Flossmoor)
11	Lisa Soulliere	MB	6-1	Sr.	Littleton, Colo. (Columbia/Nebraska)
12	Tiffany Jestadt	RS	6-0	Fr.	Scottsdale, Ariz. (Chaparral)
15	Jennifer Meeker	LS	5-10	Fr.	Mesa, Ariz. (Mountain View)
16	Stephanie Salgado	RS	6-1	Jr.	Yucaipa, Calif. (Yucaipa)
17	Buffy Romero	LS	5-11	So.	Long Beach, Calif. (Long Beach Wilson)
18	Michele Kohler	LS	5-9	Fr.	Oak Lawn, Ill. (H.L. Richards)

\* - Spent the season as a redshirt.

HEAD COACH: Mike McLean (Pasadena City College '74)  
ASSISTANT COACH: Pi'i Aiu (Colorado '89)

## 1989 Milestones

- ✓ **Sept. 1** - Mike McLean replaces Brad Saindon as the second coach in CU history as Saindon takes a leave to coach the US National Team. After three years as team manager, Pi'i Aiu becomes an assistant coach.
- ✓ **Sept. 2** - The Buffs win their first early season tournament title as they knock off three opponents in two days at the Grand Prix Classic in San Diego.
- ✓ **Sept. 8** - With 24 digs in a three game match, Tina Murray sets a record that still stands.
- ✓ **Sept. 16** - With 11 blocks against Indiana, Wendy Van Wyhe sets a three-game CU record that still stands.
- ✓ **Sept. 16** - The Buffs win their first Colorado Invitational by beating Pepperdine 3-1.
- ✓ **Nov. 17** - With 15 blocks at Texas, Lisa Soulliere sets a single-match CU record that still stands.
- ✓ **Dec. 2** - The Buffs play in their first-ever NCAA Tournament, a 3-1 loss at Minnesota in the first round.
- ✓ **SEASON** - CU would rank as high as No. 9 and ends the season with a 22-11 mark.
- ✓ **SEASON** - Tina Murray becomes the program's first All-American, as she is an honorable mention on Volleyball Magazine. She is also the first Buff to go over 1,000 career digs.
- ✓ **SEASON** - Lisa Soulliere leads the Big Eight with 169 total blocks and an average of 1.4 per game.
- ✓ **SEASON** - Soulliere and Murray are both first-team All-Big Eight selections.

(20-15 • 9-3 Big Eight (2nd) • 9-3 Home • 6-8 Away • 5-4 Neutral)

Date	Opponent	H/A	W/L	Score	Rank	-----Team Statistical Totals-----						-----Individual Statistical Leaders-----			
						K	Att%	Ast	SA	Dig	TB	Kills	Digs	Blocks	Assists
9/1	at BYU (16)	A	L	15-11, 8-15, 12-15, 16-18	---	62	.168	50	8	66	5	Jestadt (16)	Murray (21)	Van Wyhe (3)	Sherlock (44)
9/3	+ Idaho State	H	L	15-17, 8-15, 15-10, 9-15	---	76	.206	59	4	97	13	Murray (26)	Murray (19)	Van Wyhe (4)	Romero (30)
9/4	Weber State	H	W	15-6, 15-10, 15-6	---	41	.172	38	5	68	6	Murray (14)	Sherlock (20)	TJ/DJ/SS (2)	Sherlock (28)
9/7	^ Georgetown	N	W	15-8, 13-15, 14-16, 15-3, 16-14	---	78	.235	74	7	88	14	Jestadt (17)	Romero (17)	Romero (5)	Romero (52)
9/8	^ Maryland	N	W	15-7, 15-9, 15-5	---	37	.239	33	1	75	9	Jestadt (11)	Murray (18)	Jestadt (4)	Romero (30)
9/8	^ at Penn State (13)	A	L	7-15, 4-15, 7-15	---	23	.090	23	3	38	5	Murray (7)	Johnson (7)	Zabransky (3)	Romero (21)
9/11	at Colorado State	A	L	4-15, 5-15, 15-4, 13-15	---	49	.136	47	2	53	9	Murray (13)	TJ/TM (11)	Jestadt (7)	Sherlock (41)
9/14	at Arizona (15)	A	L	8-15, 10-15, 13-15	---	46	.145	44	3	50	8	Jestadt (14)	Jestadt (14)	Van Wyhe (5)	Sherlock (31)
9/15	at Arizona State	A	L	8-15, 13-15, 6-15	---	50	.200	38	1	67	4	Jestadt (16)	Kohler (20)	Jestadt (3)	Sherlock (38)
9/21	# Loyola Marymount	H	W	15-4, 15-10, 15-8	---	45	.234	36	5	80	11	Kohler (11)	Murray (21)	Van Wyhe (5)	Sherlock (34)
9/22	# Wyoming (RV)	H	W	15-8, 15-9, 14-16, 15-17, 15-4	---	85	.223	75	12	155	19	Jestadt (17)	Murray (26)	Van Wyhe (8)	Sherlock (63)
9/22	# Florida State	H	W	15-4, 15-5, 9-15, 15-5	---	60	.324	51	4	79	10	Jestadt (13)	Murray (17)	WV/KZ (5)	Sherlock (43)
9/29	* Iowa State	H	W	15-7, 15-8, 15-11	---	46	.235	38	1	71	13	Murray (10)	Jestadt (17)	Van Wyhe (6)	Sherlock (25)
10/2	at Wyoming (RV)	A	L	15-8, 17-15, 4-15, 9-15, 8-15	---	62	.114	58	4	67	8	Murray (18)	Murray (22)	Van Wyhe (5)	Sherlock (52)
10/5	% Kentucky	N	W	15-6, 15-2, 13-15, 8-15, 15-7	---	77	.255	63	11	27	11	Jestadt (19)	Van Wyhe (8)	Van Wyhe (7)	Sherlock (59)
10/6	% Penn State (8)	N	L	7-15, 15-13, 10-15, 8-15	---	48	.128	46	7	69	5	Jestadt (14)	Kohler (18)	Van Wyhe (4)	Sherlock (39)
10/12	* Missouri	H	W	15-5, 15-13, 15-10	---	49	.265	40	4	61	12	TJ/TM (11)	Murray (18)	Van Wyhe (7)	Romero (24)
10/13	* Oklahoma	H	W	3-15, 15-13, 15-6, 15-8	---	68	.244	59	8	61	13	Kohler (18)	TJ/TM (13)	Zabransky (8)	Vranesh (54)
10/17	Colorado State	H	L	10-15, 4-15, 15-11, 15-8, 4-15	---	65	.158	57	2	99	13	Jestadt (18)	Murray (27)	Zabransky (7)	Vranesh (55)
10/19	* at Kansas State	A	W	15-4, 15-9, 15-2	---	54	.495	52	7	46	6	Jestadt (17)	Vranesh (9)	Van Wyhe (3)	Vranesh (47)
10/20	* at Kansas	A	W	15-9, 16-14, 15-13	---	46	.254	38	3	83	5	Jestadt (18)	Vranesh (19)	Salgado (3)	Sherlock (32)
10/26	* at Iowa State	A	L	10-15, 11-15, 12-15	---	49	.212	43	6	62	8	Kohler (15)	Kohler (18)	Van Wyhe (6)	Sherlock (21)
10/27	* at Nebraska (4)	A	L	5-15, 4-15, 11-15	---	26	.026	24	4	32	8	Jestadt (11)	Kohler (7)	Jestadt (5)	Vranesh (20)
11/3	* at Oklahoma	A	W	13-15, 15-5, 15-10, 15-0	---	59	.254	53	9	46	8	Van Wyhe (15)	Kohler (13)	Van Wyhe (6)	Vranesh (45)
11/9	at Notre Dame	A	W	15-13, 15-3, 15-12	---	57	.446	40	7	34	3	Murray (16)	Murray (9)	Jestadt (2)	Sherlock (27)
11/10	* at Missouri	A	W	7-15, 15-3, 15-6, 15-6	---	54	.223	41	6	79	8	MK/TM (14)	Murray (18)	Jestadt (4)	Vranesh (35)
11/13	* Nebraska (2)	H	L	15-5, 15-11, 3-15, 7-15, 5-15	---	68	.218	50	4	90	11	Kohler (20)	Murray (28)	Van Wyhe (5)	Vranesh (41)
11/16	* Kansas State	H	W	15-12, 15-2, 17-15	---	44	.139	39	6	52	8	Murray (12)	Jestadt (10)	WV/KZ (4)	Vranesh (36)
11/17	* Kansas	H	W	16-14, 15-4, 15-7	---	49	.223	40	9	63	12	Murray (13)	Murray (14)	Van Wyhe (8)	JS/NV (19)
11/23	& Iowa State	N	W	15-13, 15-10, 15-13	---	43	.159	35	7	44	7	Jestadt (14)	Murray (14)	Van Wyhe (4)	Sherlock (23)
11/24	& Nebraska (2)	N	L	5-15, 13-15, 9-15	---	38	.101	36	6	39	6	TJ/TM (12)	Kohler (9)	Van Wyhe (4)	Vranesh (33)
11/29	@ Hofstra	N	W	15-11, 15-8, 15-7	---	40	.407	36	10	43	4	Kohler (10)	Jestadt (8)	WV/KZ (2)	Vranesh (34)
11/29	@ at Tennessee	A	W	15-5, 15-10, 15-5	---	51	.287	47	8	44	10	Murray (17)	TM/NV (9)	Zabransky (5)	Vranesh (38)
11/30	@ Eastern Michigan	N	L	7-15, 15-13, 11-15, 13-15	---	87	.192	73	9	112	6	TJ/WV (20)	Kohler (34)	WV/KZ (3)	Sherlock (41)
11/30	@ Houston	N	L	10-15, 9-15, 15-12, 5-15	---	72	.203	69	5	71	14	Van Wyhe (20)	Murray (23)	Vranesh (8)	Vranesh (68)

\* - Big Eight Conference Match; # - Colorado Coors Light Invitational, Boulder, Colo.; ^ - Penn State Tournament, University Park, Penn.; % - Sportmart Classic, Chicago, Ill.; & - Big Eight Championships, Omaha, Neb.; @ WIVC Tournament, Knoxville, Tenn.; + - Idaho State forfeited the match; All Home Matches at the Coors Events/Conference Center.

### Team Statistics

Player	MP-MS	GP	K	E	TA	Pct.	Ast.	SA	SE	RE	Dig	BS	BA	TB	BE	BHE
Chiang	33-1	111	0	2	11	-.182	5	17	17	2	145	0	0	0	0	0
Jestadt	35-32	123	415	166	1012	.246	62	29	55	5	306	31	60	91	17	13
Johnson	15-3	29	33	24	109	.083	2	8	14	4	44	4	2	6	7	3
Kohler	34-29	117	357	174	1098	.167	12	32	50	44	416	4	9	13	6	6
Meeker	28-4	59	58	50	200	.040	3	8	13	15	105	4	7	11	2	3
Murray	35-33	123	377	140	1212	.196	11	34	42	54	490	3	9	12	7	2
Romero	32-9	82	22	3	59	.322	195	3	5	1	108	5	13	18	5	3
Salgado	17-8	44	65	31	192	.177	10	7	12	1	84	9	14	23	6	7
Sherlock	26-13	75	50	8	111	.378	679	19	17	1	174	2	14	16	7	13
Van Wyhe	34-28	119	289	97	635	.302	8	9	19	1	114	71	64	135	24	9
Vranesh	32-19	107	61	14	135	.348	648	16	30	2	207	4	21	25	11	21
Zabransky	33-24	110	177	89	462	.190	10	16	54	1	118	46	50	96	16	9
TOTALS	35	128	1904	798	5236	.211	1645	198	328	131	2311	183	263	314	108	89

### Team Roster

No.	Name	Pos.	Ht.	Yr.	Hometown (High School / College)
3	Stephanie Chiang	DS	5-3	Fr.	Irvine, Calif. (Irvine)
4	Tina Murray	LS	5-7	Jr.	Calumet City, Ill. (Thornwood)
5	Tiffany Jestadt	RS	6-0	So.	Scottsdale, Ariz. (Chaparral)
6	Diane Johnson	LS	5-11	Sr.	Los Altos, Calif. (Los Altos/Metro State)
7	Nicole Vranesh	S	5-8	Fr.	Las Vegas, Nevada (Bonanza)
8	Katie Zabransky	MB	6-2	RFr.	Brookfield, Wis. (Brookfield East)
9	Wendy Van Wyhe	MB	6-1	So.	Chino, Calif. (Ontario Christian)
10	Jennifer Sherlock	S	5-9	Sr.	Flossmoor, Ill. (Homewood-Flossmoor)
13	*Jennifer Mason	MB	6-1	Fr.	Minden, Nev. (Douglas County)
15	Jennifer Meeker	LS	5-10	So.	Mesa, Ariz. (Mountain View)
16	Stephanie Salgado	RS	6-1	Sr.	Yucaipa, Calif. (Yucaipa)
17	Buffy Romero	LS/S	5-11	Jr.	Long Beach, Calif. (Long Beach Wilson)
18	Michele Kohler	LS	5-9	So.	Oak Lawn, Ill. (H.L. Richards)

\* - Spent the season as a redshirt.

HEAD COACH: Mike McLean from 9/1-10/6 & Brad Saindon from 10/12-11/30  
ASSISTANT COACH: Pi'i Aiu (Colorado '89)

### 1990 Milestones

- ✓ **Oct. 12** - Brad Saindon returns from his leave of absence and takes over as head coach. At 9-7, he leads them to a win in his first match back and a 12-7 overall record the rest of the season.
- ✓ **Nov. 29-30** - The Buffs make their second straight post-season appearance, this time in the WIVC Tournament in Knoxville, Tenn., where they win two of four matches.
- ✓ **STAT SHOTS** - Tina Murray becomes the first player in CU history to reach 1,000 kills and thus the first to reach 1,000 kills and digs in a career.
- ✓ **STAT SHOTS** - Murray's 490 digs this season is still a standing record. Her 3.96 digs per game led the Big Eight, while Michele Kohler's 3.56 was third.
- ✓ **STAT SHOTS** - Jennifer Sherlock surpassed the 4,000 assist barrier for a career, the first Buff to do so.
- ✓ **STAT SHOTS** - Lisa Soulliere reaches the 400 block plateau for a career, also the first Buff to accomplish that feat.
- ✓ **AWARDS** - Jennifer Sherlock is named academic all-district, the first Buff to earn such an honor. Tiffany Jestadt is named first-team all-Big Eight.

HISTORY

(25-10 • 10-2 Big Eight (2nd) • 10-2 Home • 7-5 Away • 8-3 Neutral)

Date	Opponent	H/A	W/L	Score	Rank	Team Statistical Totals						Individual Statistical Leaders			
						K	Att%	Ast	SA	Dig	TB	Kills	Digs	Blocks	Assists
8/30	^ at Portland	A	L	15-13, 15-9, 9-15, 14-16, 8-15	—	76	.224	70	6	132	14	Jestadt (17)	NV/SW (28)	Zabransky (8)	Vranesh (56)
8/30	^ Montana	N	W	15-10, 17-15, 15-12	—	51	.271	49	15	67	8	Downey (15)	Downey (19)	WV/KZ (3)	Romero (25)
8/31	^ Baylor	N	W	15-3, 15-6, 15-9	—	49	.382	45	10	54	4	Downey (12)	Wolfe (12)	kd/tj/wv/kz/jz (1)	Vranesh (38)
8/31	^ Oregon (RV)	N	L	7-15, 11-15, 17-15, 10-15	—	74	.159	70	10	110	17	Downey (23)	Downey (27)	WV/KZ (6)	Vranesh (62)
9/2	Montana State	H	W	15-6, 15-9, 15-5	—	42	.359	34	6	31	6	KD/KZ (10)	Kohler (9)	Van Wyhe (3)	Vranesh (34)
9/6	# Northwestern	H	W	15-12, 15-10, 15-8	—	65	.348	57	3	58	8	Downey (12)	kd/mk/tf/nv/sw (10)	kd/wv/kz (3)	Vranesh (52)
9/6	# Stanford (2)	H	L	7-15, 8-15, 8-15	—	32	.090	23	4	49	10	Downey (9)	Downey (14)	TJ/KZ (3)	Vranesh (23)
9/7	# Houston	H	W	13-15, 15-5, 15-3, 15-7	—	74	.350	57	8	89	8	Jestadt (15)	Jestadt (17)	Van Wyhe (3)	Vranesh (54)
9/13	! Pepperdine (11)	N	W	6-15, 15-2, 15-11, 7-15, 15-10	—	68	.203	65	10	73	8	Downey (17)	Downey (21)	WV/KZ (4)	Vranesh (59)
9/14	! at Washington (RV)	A	L	11-15, 10-15, 15-9, 14-16	—	75	.209	72	4	63	10	Jestadt (24)	TJ/NV (21)	Zabransky (7)	Vranesh (70)
9/14	! Iowa	N	W	15-9, 15-9, 15-3	—	54	.406	50	8	32	6	Wolfe (11)	Wolfe (11)	Zumerchik (3)	Vranesh (44)
9/18	at Colorado State	A	W	7-15, 13-15, 15-8, 15-10, 15-7	—	59	.157	53	11	80	14	Jestadt (14)	Kohler (14)	Van Wyhe (7)	Vranesh (50)
9/21	+ Gonzaga	N	W	15-7, 15-11, 11-15, 15-6	—	53	.289	40	7	40	8	MK/WV (14)	Downey (12)	Van Wyhe (6)	Vranesh (38)
9/21	at Wyoming	A	W	15-9, 6-15, 15-13, 15-6	—	59	.239	45	7	62	12	Meeker (11)	Downey (13)	Van Wyhe (6)	Vranesh (43)
9/27	% Nebraska (9)	A	L	10-15, 13-15, 7-15	—	37	.080	31	9	45	4	Zabransky (13)	Downey (14)	KD/WV/KZ (2)	Vranesh (31)
9/28	% Georgia (RV)	N	L	8-15, 7-15, 11-15	—	52	.240	47	4	50	11	Downey (13)	Kohler (11)	Van Wyhe (5)	Vranesh (46)
9/28	% Maryland	N	W	15-8, 15-11, 15-13	—	74	.285	68	6	65	9	Meeker (17)	Meeker (15)	Zabransky (7)	Vranesh (63)
10/3	* Missouri	H	W	15-3, 15-4, 15-6	—	46	.449	38	4	25	5	Jestadt (10)	Vranesh (6)	Zabransky (4)	Vranesh (38)
10/5	* Oklahoma	H	W	15-10, 15-13, 15-6	—	63	.313	54	5	42	7	Kohler (15)	Vranesh (9)	Van Wyhe (5)	Vranesh (54)
10/10	* at Iowa State	A	W	15-2, 15-10, 15-6	—	44	.360	41	5	50	6	Downey (12)	KD/MK/TJ (10)	TJ/NV (3)	Vranesh (39)
10/12	* at Missouri	A	W	15-12, 15-10, 11-15, 15-1	—	64	.300	57	4	62	12	Wolfe (18)	MK/SW (13)	WV/KZ (5)	Vranesh (54)
10/18	* at Kansas	A	W	15-13, 6-15, 15-11, 17-15	—	81	.255	75	7	120	8	WV/KZ (18)	Downey (25)	Zabransky (5)	Vranesh (73)
10/19	* at Kansas State	A	W	15-11, 15-5, 15-2	—	55	.355	54	5	44	7	Zabransky (15)	Vranesh (9)	Zabransky (4)	Vranesh (46)
10/25	* Iowa State	H	W	16-14, 15-4, 15-8	—	50	.402	42	6	40	4	Downey (16)	Wolfe (9)	Zabransky (2)	Vranesh (31)
10/26	* Nebraska (8)	H	L	14-16, 12-15, 9-15	—	62	.204	53	10	60	6	Downey (16)	Kohler (13)	Zabransky (3)	Vranesh (53)
11/1	@ at Texas (7)	A	L	15-10, 6-15, 15-12, 7-15, 12-15	—	66	.173	61	5	71	4	KD/WV (16)	Kohler (17)	Van Wyhe (2)	Vranesh (61)
11/2	@ Houston	N	W	11-15, 15-0, 15-13, 15-13	—	63	.189	49	9	83	9	Zabransky (20)	Vranesh (19)	Zabransky (5)	Vranesh (44)
11/5	Colorado State	H	W	15-6, 15-12, 5-15, 15-5	—	73	.280	69	11	59	11	Van Wyhe (25)	Vranesh (15)	Van Wyhe (6)	Vranesh (65)
11/9	* at Oklahoma	A	W	14-16, 11-15, 15-7, 15-9, 15-12	—	91	.353	82	13	61	10	Downey (20)	MK/NV (13)	Van Wyhe (5)	Vranesh (72)
11/15	* Kansas	H	W	15-5, 15-11, 10-15, 15-8	—	92	.288	79	7	112	13	Downey (28)	Wolfe (28)	Zabransky (9)	Vranesh (73)
11/22	* Kansas State	H	W	15-11, 15-8, 15-5	—	62	.281	55	2	70	14	Downey (18)	KD/MK (15)	NV/KZ (7)	Vranesh (53)
11/26	Wyoming	H	W	15-2, 15-5, 15-6	—	49	.440	44	11	33	2	Downey (18)	Kohler (7)	Zabransky (2)	Vranesh (43)
11/29	& Kansas	N	W	15-7, 15-3, 15-8	—	48	.330	42	8	41	5	Kohler (14)	Vranesh (14)	Zabransky (4)	Vranesh (35)
11/30	& Nebraska (7)	N	L	8-15, 7-15, 5-15	—	37	.120	33	2	29	8	Downey (10)	SW/KZ (6)	Van Wyhe (5)	Vranesh (33)
12/7	\$ Penn State (15)	A	L	15-8, 15-10, 11-15, 6-15, 11-15	—	76	.199	68	3	79	11	Downey (34)	Kohler (20)	Zabransky (7)	Vranesh (64)

\* - Big Eight Conference Match; # - Colorado Invitational, Boulder, Colo.; ^ - Portland Invitational, Portland, Ore.; ! - Washington Eddie Bauer First Serve Classic, Seattle, Wash.; % - Nebraska First Tier Invitational, Lincoln, Neb.; & - Big Eight Championships, Omaha, Neb.; @ - Texas Challenge, Austin, Texas; + - Match Played In Laramie, Wyo.; \$ - NCAA Tournament First Round, University Park, Pa.; All Home Matches At The Coors Events/Conference Center.

Team Statistics

Player	MP-MS	GP	K	E	TA	Pct.	Ast.	SA	SE	RE	Dig	BS	BA	TB	BE	BHE
Chiang	34-0	117	3	0	11	.273	3	25	35	1	161	0	0	0	0	2
Downey	35-35	114	440	168	1108	.245	20	45	123	47	371	15	41	56	9	10
Jestadt	30-30	89	245	86	589	.270	39	9	47	1	196	9	41	50	3	9
Kohler	35-35	114	297	118	888	.202	8	35	43	33	351	2	13	15	0	8
Meeker	28-0	74	97	46	271	.188	9	11	49	27	120	4	8	12	4	5
Romero	3-0	8	1	0	1	1.000	34	2	0	0	7	0	3	3	0	5
Van Wyhe	34-34	122	359	95	754	.350	3	10	26	1	85	43	66	109	11	1
Vranesh	35-35	126	101	40	280	.218	1712	25	59	0	352	7	48	55	6	32
Wolfe	35-5	121	167	70	446	.217	15	59	98	18	298	2	12	14	0	3
Zabransky	35-35	121	341	121	749	.294	13	20	68	4	193	41	88	129	16	10
Zumerchik	30-1	64	63	18	126	.357	6	4	15	0	46	5	23	28	3	1
TOTALS	35	127	2114	762	5223	.259	1862	245	563	132	2180	128	343	299	52	86

Team Roster

No.	Name	Pos.	Ht.	Yr.	Hometown (High School / College)
1	*Kelly Prahm	RS	5-9	Fr.	Los Altos, Calif. (St. Francis)
2	Janine Zumerchik	MB	6-2	Fr.	Palos Park, Ill. (Carl Sandburg)
3	Stephanie Chiang	DS	5-4	So.	Irvine, Calif. (Irvine)
4	Staci Wolfe	LS	5-10	Fr.	San Jose, Calif. (St. Francis)
5	Tiffany Jestadt	RS	6-0	Jr.	Scottsdale, Ariz. (Chaparral)
7	Nicole Vranesh	S	5-9	So.	Las Vegas, Nev. (Bonanza)
8	Katie Zabransky	MB	6-2	So.	Brookfield, Wis. (Brookfield East)
9	Wendy Van Wyhe	MB	6-1	Jr.	Chino, Calif. (Ontario Christian)
10	Karrie Downey	LS	5-10	Fr.	La Mesa, Calif. (Helix)
13	Jennifer Mason	M	6-1	Fr.	Minden, Nev. (Douglas)
15	Jennifer Meeker	LS	5-10	Jr.	Mesa, Ariz. (Mountain View)
17	Buffy Romero-Lee	S	5-11	Sr.	Long Beach, Calif. (Long Beach Wilson)
18	Michele Kohler	LS	5-7	Jr.	Oaklawn, Ill. (H.L. Richards)

\* - Spent the season as a redshirt.

HEAD COACH: Brad Saindon (Arizona State '76, Oklahoma '84)  
ASSISTANT COACH: Pi'i Aiu (Colorado '89)

1991 Milestones

- ✓ **Sept. 13**—Colorado defeats Pepperdine, ranked No. 13, for the program's first ever win over a Top 15 team, in the first round of the Eddie Bauer First Serve Classic in Seattle, Wash.
- ✓ **Nov. 5**—With a 3-1 win over Colorado State, the program records its 100th win.
- ✓ **Dec. 7**—CU ends the year with a marathon match against Penn State in the NCAA Tournament, the second tournament in program history and the third straight trip to the postseason for CU.
- ✓ **AWARDS**—Nicole Vranesh and Wendy Van Wyhe are both named first-team All-Big Eight.
- ✓ **STAT SHOTS**—Nicole Vranesh's 1,712 assists are still a CU single-season record, and was an all-time Big Eight record at the time. Her 13.67 assists per game was tops in the Big Eight and NCAA for 1993, and a CU record at the time.
- ✓ **STAT SHOTS**—Staci Wolfe led the Big Eight in service aces with 59 in 122 games, or .48 per game. Her 10 aces against Montana in her second career match is still a CU and NCAA record, and it was in a three-game match.
- ✓ **STAT SHOTS**—Michele Kohler becomes the second player in CU history to record 1,000 career digs.
- ✓ **STAT SHOTS**—CU's 16.66 team kills per game ranked sixth in the NCAA and their 14.74 assists ranked eighth. Both were tops in the Big Eight along with their average of 17.17 digs per game.

HISTORY

(22-9 • 10-2 Big Eight (2nd) • 10-2 Home • 8-5 Away • 4-2 Neutral)

-----Team Statistical Totals-----

-----Individual Statistical Leaders-----

Date	Opponent	H/A	W/L	Score	Rank	K	Att%	Ast	SA	Dig	TB	Kills	Digs	Blocks	Assists
9/3	# DePaul	H	W	15-8, 15-7, 15-1	19	38	.296	32	6	49	8	Kohler (12)	Vranesh (14)	Zumerchik (4)	Vranesh (28)
9/4	# Oregon	H	W	15-11, 15-8, 15-9	19	52	.218	45	5	48	6	Kohler (15)	KD/SW (10)	Sweeney (4)	Vranesh (41)
9/5	# Rhode Island	H	W	15-1, 15-9, 15-3	19	43	.367	34	10	32	5	Downey (14)	Downey (8)	Sweeney (3)	Vranesh (33)
9/7	at Wyoming (RV)	A	W	15-7, 15-11, 12-15, 9-15, 15-10	19	83	.237	68	10	75	9	Zumerchik (22)	Vranesh (18)	Zumerchik (4)	Vranesh (66)
9/11	^ Ohio State (14)	N	L	15-13, 11-15, 6-15, 15-10, 13-15	16	61	.193	62	13	53	9	Downey (18)	Kohler (15)	Zumerchik (4)	Vranesh (57)
9/12	^ at Illinois (12)	A	L	6-15, 11-15, 15-6, 9-15	16	49	.156	47	11	47	10	Downey (18)	Kohler (11)	Zumerchik (7)	Vranesh (40)
9/16	Western Kentucky	H	W	15-7, 15-1, 15-6	16	41	.325	36	11	26	11	HS/SW (8)	Kohler (8)	Sweeney (10)	Vranesh (34)
9/18	! DePaul	N	W	16-14, 15-9, 15-8	16	49	.225	46	13	46	5	Zumerchik (14)	MK/NV (10)	Kohler (3)	Vranesh (43)
9/19	! Virginia Tech	N	W	15-10, 15-9, 15-12	16	61	.352	57	5	51	5	Kohler (22)	KD/SW (10)	HS/JZ (2)	Vranesh (53)
9/19	! at Wisconsin	A	W	15-11, 15-5, 15-8	16	52	.192	43	4	59	6	Zumerchik (19)	Vranesh (15)	Wolfe (3)	Vranesh (42)
9/25	* Kansas	H	W	15-7, 15-6, 15-5	16	49	.304	40	4	48	5	Kohler (15)	Vranesh (13)	Vranesh (3)	Vranesh (36)
9/26	* Missouri	H	W	15-10, 15-5, 15-10	16	54	.227	51	4	57	10	Downey (12)	Wolfe (13)	Sweeney (6)	Vranesh (46)
9/29	Wyoming (RV)	H	L	15-7, 9-15, 15-4, 13-15, 16-14	16	71	.106	58	11	81	7	Kohler (20)	Vranesh (19)	Zumerchik (3)	Vranesh (52)
10/3	* at Missouri	A	W	15-7, 15-6, 15-4	16	65	.397	53	8	53	8	KD/SW (12)	Kohler (14)	HS/LW (3)	Vranesh (49)
10/7	* at Iowa State	A	W	4-15, 10-15, 15-5, 15-0, 16-14	18	61	.249	56	6	97	5	Downey (17)	Kohler (22)	SW/JZ (2)	Vranesh (47)
10/14	* at Oklahoma	A	W	16-14, 15-9, 15-6	15	60	.282	53	9	45	3	Kohler (16)	Kohler (14)	Zumerchik (2)	Vranesh (47)
10/17	* Kansas State	H	W	15-5, 15-6, 15-13	15	50	.237	38	10	36	5	KD/MK (12)	Wolfe (9)	Prahn (5)	Vranesh (38)
10/20	Colorado State (RV)	H	W	11-15, 15-12, 15-6, 15-11	13	65	.214	48	7	56	12	Wolfe (18)	Kohler (16)	Sweeney (5)	Vranesh (46)
10/24	* at Nebraska (5)	A	L	5-15, 9-15, 12-15	13	30	.044	27	9	44	1	KD/MK (9)	MK/NV (12)	KD/JZ (4)	Vranesh (24)
10/30	at UMKC	A	W	15-9, 15-3, 15-6	14	39	.338	37	5	34	6	Wolfe (8)	Parke (7)	Zumerchik (4)	Vranesh (33)
10/31	* at Kansas	A	W	15-12, 15-5, 10-15, 15-5	14	62	.258	47	10	62	11	Downey (18)	KD/NV (14)	Zumerchik (5)	Vranesh (46)
11/4	* Nebraska (5)	H	L	5-15, 10-15, 15-9, 15-8, 14-16	13	78	.090	64	7	104	3	Downey (19)	Vranesh (26)	Sweeney (2)	Vranesh (60)
11/7	* Iowa State	H	W	15-2, 15-8, 15-3	13	33	.269	25	2	26	7	Wolfe (8)	Vranesh (9)	Zumerchik (4)	Vranesh (23)
11/10	at Colorado St. (RV)	A	L	7-15, 12-15, 3-15	12	39	.104	31	1	46	5	Zumerchik (10)	Kohler (12)	Sweeney (3)	Vranesh (27)
11/13	% at UCLA (1)	A	L	11-15, 6-15, 6-15	12	45	.153	42	4	41	2	Downey (17)	Kohler (10)	Sweeney (2)	Vranesh (32)
11/14	% USC (10)	N	L	15-13, 6-15, 15-17, 13-15	12	83	.228	78	6	100	6	Zumerchik (19)	Downey (29)	Sweeney (6)	Vranesh (72)
11/18	* Oklahoma	H	W	15-8, 15-3, 15-7	15	57	.292	47	5	42	8	Downey (13)	Kohler (14)	Zumerchik (7)	Vranesh (45)
11/21	* at Kansas State	A	W	15-5, 15-3, 10-15, 15-10	15	51	.254	48	9	48	6	Kohler (13)	Kohler (13)	Sweeney (4)	Vranesh (43)
11/27	& Iowa State	N	W	15-9, 15-6, 15-13	15	54	.211	45	3	53	5	Downey (14)	Downey (14)	KD/JZ (3)	Vranesh (41)
11/28	& Nebraska (7)	N	W	16-14, 15-11, 9-15, 15-8	15	81	.208	72	8	91	6	Kohler (23)	Wolfe (21)	MK/JZ (3)	Vranesh (67)
12/3	\$ at Nebraska (7)	A	L	11-15, 8-15, 15-8, 17-19	15	60	.111	50	6	67	8	Wolfe (14)	Downey (17)	Sweeney (6)	Vranesh (49)

\* - Big Eight Conference Match; # - Colorado Invitational, Boulder, Colo.; ^ - Illini Classic, Champaign, Ill.; ! - Inntower Invitational, Madison, Wis.; % - UCLA/Paul Mitchell Classic, Los Angeles, Calif.; & - Big Eight Conference Tournament, Omaha, Neb.; \$ - NCAA Tournament First Round, Lincoln, Neb.; All Home Matches Played At Coors Events/Conference Center.

### Team Statistics

Player	MP-MS	GP	K	E	TA	Pct.	Ast.	SA	SE	RE	Dig	BS	BA	TB	BE	BHE
Chiang	29-0	92	0	0	5	.000	6	18	25	0	95	0	0	0	0	2
Downey	31-31	107	387	198	1022	.185	29	31	76	63	303	15	37	52	9	7
Engel	1-0	1	0	0	0	—	0	0	0	0	0	0	0	0	0	0
Kohler	31-31	107	364	177	1092	.171	18	44	46	38	371	8	18	26	0	10
Parke	22-2	38	24	13	74	.149	1	6	14	7	30	0	1	1	0	1
Prahn	12-0	21	14	7	38	.184	0	2	3	0	13	3	11	14	1	1
Sweeney	30-26	106	220	82	505	.273	15	38	36	1	178	21	58	79	12	6
Vranesh	31-31	110	99	42	251	.227	1360	18	33	4	331	4	31	35	2	28
Williams	26-5	47	39	13	88	.295	11	11	5	0	28	4	13	17	0	2
Wolfe	29-29	99	256	118	735	.188	32	45	85	11	245	4	24	28	5	5
Zumerchik	31-31	107	312	95	676	.321	8	8	37	3	123	20	56	76	10	4
TOTALS	31	110	1715	745	4486	.216	1480	221	360	127	1717	79	249	203	39	66

### Team Roster

No.	Name	Pos.	Ht.	Yr.	Hometown (High School / College)
1	Kelly Prahn	MB	5-9	Fr.	Los Altos, Calif. (St. Francis)
2	Janine Zumerchik	MB	6-2	So.	Palos Park, Ill. (Carl Sandburg)
3	Stephanie Chiang	DS	5-4	Jr.	Irvine, Calif. (Irvine)
4	Staci Wolfe	LS	5-10	So.	San Jose, Calif. (St. Francis)
5	Leah Williams	MB	6-0	Fr.	San Diego, Calif. (La Jolla)
7	Nicole Vranesh	S	5-8	Jr.	Las Vegas, Nev. (Bonanza)
10	Karrie Downey	LS	5-10	So.	La Mesa, Calif. (Helix)
11	*Tracy Seiler	S	5-8	Fr.	Chicago, Ill. (Maria)
12	*Karrin Borchard	S	5-11	Fr.	Meeker, Colo. (Meeker)
13	Shannon Parke	LS	5-10	Fr.	Manhattan Beach, Calif. (Mira Costa)
14	Heather Sweeney	MB	5-11	Fr.	Nipomo, Calif. (Arroyo Grande)
17	*Kacey Engel	MB	6-1	Fr.	Arvada, Colo. (Arvada West)
18	Michele Kohler	LS	5-7	Sr.	Oak Lawn, Ill. (H.L. Richards)

\* - Spent the season as a redshirt.

HEAD COACH: Brad Saindon (Arizona State '76, Oklahoma '84)  
 ASSISTANT COACHES: Pi'i Aiu (Colorado '89), Kim Jagd (UCLA '87)

### 1992 Milestones

- ✓ **Oct. 31** - On the heels of KU's Basketball Madness, CU plays in front of a record 8,500 and records a 3-1 win.
- ✓ **Nov. 28** - After 15 unsuccessful tries, the Buffs finally upend No. 7 Nebraska in the Big Eight Tournament, claiming their first ever Big Eight Tournament Championship.
- ✓ **Dec. 3** - A twist of fate caught up with the Buffs in their second straight trip to the NCAA Tournament, third overall and fourth straight trip to the postseason as less than a week after their milestone victory over Nebraska, the Buffs draw a first-round match against the Huskers in Lincoln and fall in four games.
- ✓ **AWARDS** - Nicole Vranesh earns first-team all-district and Janine Zumerchik earns a second-team nod as both are the first players in program history to receive such honors. Vranesh was also first-team all-Big Eight. Brad Saindon is named the Big Eight Coach of the Year.
- ✓ **STAT SHOTS** - Michele Kohler becomes the second player in program history to reach 1,000 kills and in doing so the second to record over 1,000 in both kills and digs in a career.
- ✓ **STAT SHOTS** - Nicole Vranesh led the Big Eight in assists per game with a 12.36 per game average, which is also good enough for 16th in the final NCAA rankings for 1992.

HISTORY

(26-6 • 11-1 Big Eight (1st) • 14-0 Home • 7-2 Away • 5-4 Neutral)

Date	Opponent	H/A	W/L	Score	Rank	-----Team Statistical Totals-----							-----Individual Statistical Leaders-----			
						K	Att%	Ast	SA	Dig	TB	Kills	Digs	Blocks	Assists	
9/2	# Tennessee	H	W	15-6, 15-8, 15-5	12	47	.273	34	7	44	9	Downey (17)	Downey (11)	Sweeney (8)	Vranesh (32)	
9/3	# Minnesota	H	W	15-9, 15-15, 15-3, 15-7	12	74	.228	58	8	72	4	Wolfe (20)	Wolfe (15)	kd/sp/hs/nv/sw/jz (1)	Vranesh (55)	
9/4	# Bowling Green	H	W	15-6, 15-3, 15-4	12	49	.280	41	8	55	6	Wolfe (15)	Downey (18)	Zumerchik (3)	Vranesh (35)	
9/10	@ Long Beach State (2)	N	L	15-10, 8-15, 7-15, 6-15	11	71	.269	61	10	32	3	Wolfe (18)	Downey (9)	KD/JZ (2)	Vranesh (56)	
9/11	@ Illinois (9)	N	W	15-13, 9-15, 14-16, 15-6, 15-9	11	88	.267	79	8	47	5	Wolfe (26)	Downey (15)	Downey (3)	Vranesh (75)	
9/14	at Wyoming	A	W	15-11, 12-15, 15-10, 15-7	8	75	.185	68	3	91	6	Zumerchik (16)	Downey (24)	SW/JZ (2)	Vranesh (55)	
9/17	##Indiana	H	W	15-6, 15-8, 15-6	8	51	.260	34	4	54	7	Downey (12)	Wolfe (12)	Zumerchik (3)	Vranesh (32)	
9/18	##Michigan	H	W	15-11, 15-17, 15-13, 15-9	8	75	.187	62	4	80	12	Zumerchik (21)	Downey (19)	Zumerchik (8)	Vranesh (59)	
9/22	* Kansas State	H	W	15-3, 15-7, 15-6	9	51	.279	39	11	29	5	Williams (14)	Williams (6)	KD/SP (2)	Vranesh (39)	
9/24	! at Kentucky (10)	A	L	12-15, 8-15, 6-15	9	44	.144	37	7	33	3	Downey (13)	Wolfe (10)	Zumerchik (2)	Vranesh (33)	
9/25	! Houston	N	W	15-10, 16-14, 15-13	9	52	.178	42	8	51	9	Downey (15)	Downey (12)	Zumerchik (7)	Vranesh (40)	
9/25	! Butler	N	W	15-7, 15-4, 15-7	9	44	.337	36	8	39	5	Downey (14)	Downey (15)	Zumerchik (3)	Vranesh (26)	
10/2	* Missouri	H	W	15-7, 15-10, 15-5	11	63	.268	50	9	41	4	Wolfe (14)	Wolfe (8)	Vranesh (2)	Vranesh (39)	
10/5	at Colorado St. (20)	A	W	16-14, 15-17, 15-12, 15-5	12	103	.219	84	5	117	14	Wolfe (25)	Vranesh (28)	Williams (5)	Vranesh (78)	
10/8	^ Pacific (11)	N	L	6-15, 15-17, 2-15	12	52	.196	44	2	53	2	Downey (17)	Wacholder (14)	KD/SW/JZ (1)	Vranesh (39)	
10/9	^ Texas (3)	N	L	16-14, 3-15, 13-15, 11-15	12	72	.144	72	9	99	9	KD/JZ (17)	Vranesh (25)	NV/JZ (5)	Vranesh (65)	
10/13	* Nebraska (11)	H	W	15-13, 9-15, 15-12, 5-15, 15-9	12	95	.197	79	2	94	7	Wolfe (23)	Vranesh (21)	Williams (4)	Vranesh (73)	
10/16	* Iowa State	H	W	15-5, 15-11, 15-10	12	44	.273	39	11	35	7	Downey (10)	KD/NV (7)	Williams (6)	Vranesh (39)	
10/20	Wyoming	H	W	15-12, 15-11, 15-10	11	57	.190	47	4	66	5	Downey (14)	Vranesh (16)	Zumerchik (3)	Vranesh (46)	
10/22	* at Kansas	A	W	15-2, 15-6, 15-13	11	41	.257	36	7	57	7	Williams (9)	Wacholder (15)	RW/LW (3)	Vranesh (30)	
10/23	* at Kansas State	A	W	15-7, 15-2, 15-7	11	48	.269	43	7	38	11	Downey (9)	KD/RW (9)	Williams (6)	Vranesh (35)	
10/26	* Oklahoma	H	W	15-13, 16-14, 15-13	10	59	.161	51	5	70	11	Downey (19)	Vranesh (20)	Zumerchik (6)	Vranesh (45)	
10/30	* at Nebraska (12)	A	L	8-15, 8-15, 8-15	10	34	.038	29	1	42	5	KD/SW (12)	Wacholder (11)	Williams (4)	Vranesh (28)	
11/3	* at Oklahoma	A	W	12-15, 15-8, 7-15, 15-3, 15-10	10	67	.250	56	11	60	4	Downey (22)	Downey (20)	Williams (3)	Vranesh (48)	
11/6	* Kansas	H	W	15-10, 10-15, 15-9, 15-6	10	73	.240	66	5	88	8	Downey (21)	Downey (22)	Williams (5)	Vranesh (60)	
11/13	* at Iowa State	A	W	15-7, 15-3, 15-13	9	37	.171	33	8	70	3	Downey (11)	RW/LW (14)	Downey (2)	Vranesh (30)	
11/16	Colorado State (RV)	H	W	15-4, 15-10, 15-13	9	65	.250	57	6	70	10	Wolfe (18)	Wacholder (18)	Williams (5)	Vranesh (54)	
11/20	* at Missouri	A	W	16-14, 15-10, 15-12	9	64	.238	54	4	93	7	KD/SW (15)	Downey (22)	Wacholder (2)	Vranesh (46)	
11/26	& Iowa State	N	W	7-15, 15-8, 15-10, 15-7	9	59	.139	51	7	65	2	Wolfe (20)	Wolfe (18)	Engel (2)	Vranesh (50)	
11/27	& Nebraska (8)	N	W	7-15, 15-10, 9-15, 15-13, 15-11	9	75	.154	65	9	83	9	Downey (25)	Downey (27)	LW/JZ (4)	Vranesh (59)	
12/5	\$ Illinois (23)	H	W	15-7, 15-5, 15-10	9	64	.349	56	5	43	4	Downey (19)	Downey (12)	Zumerchik (3)	Vranesh (53)	
12/9	\$\$Penn State (7)	N	L	15-9, 14-16, 18-16, 8-15, 7-15	9	99	.207	92	3	104	4	Downey (34)	Downey (24)	Williams (4)	Vranesh (87)	

\* - Big Eight Conference Match; #-Colorado PowerBar Invitational, Boulder, Colo.; @-Reebok Challenge, Chicago, Ill.; ##-Coors Conference Challenge, Boulder, Colo.; !-Ramada Conference Challenge, Lexington, Ky.; ^-Bank of America/Stanford Invitational, Stanford, Calif.; &-Big Eight Tournament, Omaha, Neb.; \$-NCAA Second Round Match, Boulder, Colo.; \$\$-NCAA Midwest Regional (Sweet 16); Minneapolis, Minn.

**Team Statistics**

Player	MP-MS	GP	K	E	TA	Pct.	Ast.	SA	SE	RE	Dig	BS	BA	TB	BE	BHE
Anderson	14-0	21	1	0	5	.200	20	2	7	1	5	0	0	0	0	1
Downey	32-30	112	501	230	1259	.215	26	44	55	45	414	22	35	57	11	1
Engel	13-0	15	16	9	51	.137	4	3	5	0	3	1	5	6	0	0
Parke	29-9	78	44	8	98	.367	8	9	18	1	68	3	1	4	0	1
Seiler	18-0	33	2	0	6	.333	1	0	8	0	24	0	0	0	0	0
Sweeney	8-5	24	42	15	98	.276	3	4	9	1	27	7	7	14	1	3
Vranesh	32-30	114	111	38	277	.264	1541	24	40	2	358	12	25	37	0	14
Wacholder	32-30	105	219	79	569	.246	51	26	24	12	296	6	28	34	5	1
Williams	27-25	95	247	108	592	.235	16	23	39	0	245	19	50	69	5	4
Wolfe	32-30	112	427	265	1403	.115	19	60	118	65	369	7	25	32	4	1
Zumerchik	32-30	109	382	124	835	.309	8	11	31	4	206	17	51	68	7	4
TOTALS	32	114	1992	876	5193	.215	1697	206	354	131	2015	94	227	207	33	30

**Team Roster**

No.	Name	Pos.	Ht.	Yr.	Hometown (High School / College)
1	Kelly Prahm	MB	5-9	So.	Los Altos, Calif. (St. Francis)
2	Janine Zumerchik	MB	6-2	Jr.	Palos Park, Ill. (Carl Sandburg)
3	Tracy Seiler	S	5-8	RFR.	Chicago, Ill. (Maria)
4	Staci Wolfe	LS	5-10	Jr.	San Jose, Calif. (St. Francis)
5	Leah Williams	MB	6-0	So.	San Diego, Calif. (La Jolla)
6	Jennifer Anderson	S	5-10	Fr.	Crecent City, Calif. (Del Norte)
7	Nicole Vranesh	S	5-8	Sr.	Las Vegas, Nev. (Bonanza)
10	Karrie Downey	LS	5-10	Jr.	La Mesa, Calif. (Helix)
11	Rachel Wacholder	RS	5-8	Fr.	Laguna Beach, Calif. (Laguna)
13	Shannon Parke	LS	5-10	So.	Manhattan Beach, Calif. (Mira Costa)
14	Heather Sweeney	MB	5-11	So.	Nipomo, Calif. (Arroyo Grande)
16	*Brenda Bauernfeind	DS	5-7	Jr.	Denver, Colo. (Adams City/UCCS)
17	Kacey Engel	MB	6-1	RFR.	Arvada, Colo. (Arvada West)

\*-Spent the season as a redshirt.

HEAD COACH: Brad Saindon (Arizona State '76, Oklahoma '84)  
ASSISTANT COACHES: Pi'i Aiu (Colorado '89), Janine Gremmel Smith (Texas '93)

**1993 Milestones**

- ✓ **Sept. 4** - In the third match of the season, CU head coach Brad Saindon wins his 100th career match.
- ✓ **Oct. 13** - CU edges Nebraska 3-2 in Boulder to set up CU's first-ever conference championship. With this championship, CU became just the second team to win a Big Eight championship, as Nebraska took the first 17 and the final two.
- ✓ **Dec. 5** - After topping the Huskers again and claiming their second straight Big Eight Tournament championship, CU earns a first-round bye and takes revenge on Illinois from an early season loss to the Illini. CU makes it to its first Sweet 16, losing in five games to Penn State.
- ✓ **AWARDS** - Karrie Downey and Nicole Vranesh both earn first team All-District, while Janine Zumerchik is named second-team. Downey and Vranesh are also first-team All-Big Eight selections. Brad Saindon earns his second straight Big Eight Coach of the Year Award and third overall.
- ✓ **STAT SHOTS** - The Buffs lead the Big Eight with 17.47 kills per game and 14.87 assists per game. The kills per game were second in the NCAA and the assists per game were seventh in the NCAA.
- ✓ **STAT SHOTS** - Nicole Vranesh led the Big Eight with 13.49 assists per game, which was good for fourth in the NCAA.
- ✓ **STAT SHOTS** - Staci Wolfe led the Big Eight with 59 aces in 112 games, or .53 per game.
- ✓ **STAT SHOTS** - Karrie Downey becomes the third player to reach 1,000 kills and the fourth to reach 1,000 digs, while Vranesh edged her out to become the third to 1,000 digs.
- ✓ **STAT SHOTS** - Vranesh took over first place on the career assists chart, recording her 4,000th and 5,000th on the season. She also finished her career playing in 343 consecutive games.
- ✓ **STAT SHOTS** - Staci Wolfe's 1,403 attacks are still a single-season record while Karrie Downey's 501 kills was a CU record and is still No. 2.

HISTORY

(23-8 • 10-2 Big Eight (2nd) • 13-4 Home • 7-3 Away • 3-1 Neutral)

-----Team Statistical Totals-----

-----Individual Statistical Leaders-----

Date	Opponent	H/A	W/L	Score	Rank	K	Att%	Ast	SA	Dig	TB	Kills	Digs	Blocks	Assists
9/1	# Washington (RV)	H	W	15-13, 7-15, 15-10, 16-14	14	79	.207	71	5	76	7	KD/SW (21)	Wolfe (19)	LW/JZ (2)	Anderson(62)
9/2	# BYU (6)	H	L	15-8, 13-15, 12-15, 9-15	14	62	.145	58	6	75	9	Wolfe (22)	Downey (18)	Williams (4)	Anderson(53)
9/3	# Butler	H	W	15-2, 15-7, 15-11	14	55	.255	49	3	51	5	Downey (15)	Downey (10)	Anderson (3)	Anderson(45)
9/7	New Orleans	H	W	15-3, 15-8, 15-8	14	39	.353	36	9	34	6	Downey (10)	LW/SW (9)	Williams (4)	Anderson(29)
9/9	^ Northern Illinois	N	W	15-3, 15-9, 15-4	14	36	.387	31	8	33	6	KD/SW (9)	SW/JZ (8)	Williams (3)	Anderson(29)
9/10	^ Houston (RV)	N	W	17-15, 15-8, 15-12	14	72	.308	66	10	50	11	Downey (18)	Wolfe (13)	Williams (5)	Anderson(61)
9/11	^ at Ohio State (5)	A	L	2-15, 12-15, 12-15	14	38	.050	32	6	39	7	LW/SW (10)	Downey (12)	KD/LW/JZ (3)	Anderson(31)
9/15	##Notre Dame (13)	H	L	4-15, 15-3, 13-15, 12-15	15	61	.199	56	4	69	10	Downey (22)	KD/SW (15)	Williams (5)	Anderson(38)
9/16	##Michigan State	H	W	16-14, 15-3, 14-16, 15-3	15	76	.197	68	6	95	10	Zumerchik (26)	Downey (25)	Williams (5)	Seiler(47)
9/18	##Texas A&M	H	L	14-16, 6-15, 15-4, 14-16	15	75	.145	69	4	94	11	Wolfe (31)	Downey (27)	Wacholder (5)	Seiler(40)
9/28	* at Oklahoma	A	W	15-11, 15-13, 17-15	19	52	.188	45	3	62	8	Wacholder (22)	Williams (15)	Zumerchik (4)	Seiler(42)
9/30	North Carolina	H	W	15-12, 15-5, 15-5	19	61	.306	55	2	70	14	Zumerchik (20)	Downey (20)	TS/LW/JZ (5)	Seiler(52)
10/1	* Kansas State	H	W	15-6, 15-9, 15-6	19	46	.269	46	7	38	4	Downey (13)	Downey (10)	Parke (2)	Seiler(43)
10/5	* at Missouri	A	W	15-7, 15-13, 16-14	17	46	.266	40	2	61	8	Wacholder (13)	Williams (16)	Williams (5)	Seiler(37)
10/8	* Iowa State	H	W	15-3, 15-8, 15-8	17	50	.322	42	8	50	10	Wacholder (18)	Downey (12)	Zumerchik (4)	Seiler(39)
10/11	at Wyoming (25)	A	W	15-6, 15-7, 15-9	17	52	.292	47	5	69	5	Downey (17)	Downey (15)	Zumerchik (3)	Seiler(41)
10/15	* Kansas	H	W	15-3, 15-1, 15-0	17	41	.456	38	3	29	8	Wacholder (17)	Zumerchik (10)	Koepke (4)	Seiler(33)
10/19	Colorado State	H	W	15-12, 15-6, 15-12	15	46	.183	42	1	74	18	Downey (16)	Downey (22)	Koepke (10)	Seiler(37)
10/21	* Missouri	H	W	15-2, 15-3, 15-1	15	22	.298	18	11	23	8	Downey (11)	Wacholder (6)	Williams (5)	Anderson(9)
10/25	Wyoming (RV)	H	W	15-10, 15-9, 18-16	14	61	.212	58	4	79	7	Downey (21)	Seiler (15)	Williams (4)	Seiler(52)
10/29	* at Nebraska (2)	A	L	3-15, 12-15, 5-15	14	60	.408	53	0	55	6	Downey (15)	Downey (13)	KD/LW/JZ (3)	Seiler(39)
11/2	* Oklahoma	H	W	15-6, 15-11, 15-3	14	46	.358	41	2	44	7	Downey (20)	Wacholder (17)	Williams (4)	Seiler(35)
11/5	* at Iowa State	A	W	15-10, 16-18, 15-10, 15-5	14	82	.294	70	6	97	13	Williams (14)	Downey (41)	Williams (8)	Seiler(66)
11/9	at Colorado State	A	W	15-4, 12-15, 15-3, 15-1	14	77	.314	66	10	78	10	Zumerchik (18)	Downey (25)	Williams (8)	Seiler(63)
11/12	* at Kansas	A	W	15-4, 15-2, 15-6	14	36	.255	31	8	50	6	Downey (11)	Zumerchik (12)	Williams (4)	Seiler(29)
11/16	* Nebraska (2)	H	L	13-15, 5-15, 2-15	13	33	.138	29	6	31	4	Downey (12)	Wacholder (11)	Williams (3)	Seiler(21)
11/19	* at Kansas State	A	W	15-8, 15-10, 15-12	13	52	.311	44	10	40	4	Downey (16)	Wacholder (12)	Zumerchik (3)	Seiler(44)
11/25	& Iowa State	N	W	14-16, 16-14, 11-15, 15-11, 16-14	13	84	.218	75	5	94	15	Downey (28)	Downey (29)	Williams (9)	Seiler(58)
11/26	& Nebraska (1)	N	L	6-15, 15-13, 6-15, 8-15	13	57	.147	52	7	61	10	Downey (20)	Downey (19)	Williams (8)	Seiler(51)
12/4	\$ Northern Iowa	H	W	14-16, 15-13, 15-9, 15-12	13	77	.244	72	4	78	16	Downey (21)	RW/LW (18)	Downey (8)	Seiler(57)
12/9	\$\$Nebraska (1)	A	L	11-15, 7-15, 5-15	13	40	.152	35	2	46	2	Wacholder (16)	Downey (13)	Williams (2)	Seiler(33)

\* - Big Eight Conference Match; # - Colorado Coors Invitational, Boulder, Colo.; ^ - Buckeye Classic, Columbus, Ohio; ## - Colorado PowerBar Invitational, Boulder, Colo.; & - Big Eight Conference Tournament, Salina, Kan.; \$ - NCAA Second Round Match, Boulder, Colo.; \$\$ - NCAA Midwest Regional (Sweet 16), Lincoln, Neb.; All home matches played at Coors Events/Conference Center.

### Team Statistics

Player	MP-MS	GP	K	E	TA	Pct.	Ast.	SA	SE	RE	Dig	BS	BA	TB	BE	BHE
Anderson	24-7	55	15	8	39	.179	414	18	11	0	58	2	12	14	2	15
Baurenfeind	2-0	4	0	0	2	—	0	0	0	0	4	0	0	0	0	0
Downey	31-29	103	462	188	1276	.215	42	32	39	36	452	31	35	66	8	7
Engel	3-0	3	4	2	8	.250	0	0	2	0	2	0	1	1	0	1
Koepke	24-10	71	72	17	159	.246	12	6	34	0	47	10	51	61	4	4
Parke	29-0	85	12	4	41	.195	9	9	30	1	100	4	8	12	0	0
Prahn	7-0	9	3	1	8	.250	1	0	0	0	4	0	0	0	1	0
Seiler	31-19	94	30	13	89	.191	979	15	27	0	188	3	27	30	9	44
Wacholder	31-30	104	371	149	1206	.184	31	45	71	29	318	16	27	43	6	3
Williams	31-30	102	280	98	586	.311	16	22	23	0	282	29	98	127	9	2
Wolfe	10-9	34	155	64	383	.238	8	10	49	5	123	3	8	11	5	3
Zumerchik	31-29	102	296	94	707	.286	12	13	38	0	255	11	51	62	10	14
TOTALS	31	104	1700	636	4502	.236	1524	170	324	71	1833	109	318	268	54	93

### Team Roster

No.	Name	Pos.	Ht.	Yr.	Hometown (High School / College)
1	Kelly Prahn	MB	5-9	Jr.	Los Altos, Calif. (St. Francis)
2	Janine Zumerchik	MB	6-2	Sr.	Palos Park, Ill. (Carl Sandburg)
3	Tracy Seiler	S	5-9	So.	Chicago, Ill. (Maria)
4	Staci Wolfe	LS	5-10	Sr.	San Jose, Calif. (St. Francis)
5	Leah Williams	MB	6-0	Jr.	San Diego, Calif. (La Jolla)
6	Jennifer Anderson	S	5-9	So.	Crescent City, Calif. (Del Norte)
7	*Andria Shaw	LS	5-11	Fr.	Longmont, Colo. (Longmont)
8	*Shelly Wolfe	S	6-0	Fr.	San Jose, Calif. (St. Francis)
10	Karrie Downey	LS	5-10	Sr.	La Mesa, Calif. (Helix)
11	Rachel Wacholder	LS	5-9	So.	Laguna Beach, Calif. (Laguna)
12	Alison Koepke	MB	6-3	Fr.	Walnut Creek, Calif. (Monte Vista)
13	Shannon Parke	RS	5-10	Jr.	Manhattan Beach, Calif. (Mira Costa)
16	Brenda Bauernfeind	DS	5-8	Sr.	Thornton, Colo. (Adams City/UCCS)
17	Kacey Engel	MB	6-0	So.	Arvada, Colo. (Arvada West)

\* - Spent the season as a redshirt.

HEAD COACH: Brad Saindon (Arizona State '76, Oklahoma '84)  
ASSISTANT COACHES: Pi'i Aiu (Colorado '89), Kim Jagd (UCLA '87)

### 1994 Milestones

- ✓ **Oct. 25**—The Buffs finish the best run in school history. Not only did the Buffs win 10 straight matches, which still ties the program record, but they swept all 10 teams to win 30 straight games.
- ✓ **Nov. 16**—The Buffs match against Nebraska draws 3,685 to the Events Center, still the school record.
- ✓ **Dec. 4**—The Buffs earn their fourth straight trip to the NCAA Tournament, fifth overall and sixth straight trip to the post season as they earn a first-round bye and defeat Northern Iowa in the second round for their second straight Sweet 16 appearance.
- ✓ **AWARDS**—Karrie Downey is named fist-team all-district, while Leah Williams makes the second team. They both are named first-team all-Big Eight.
- ✓ **STAT SHOTS**—Downey surpasses Tina Murray in both career kills, digs and attacks and goes out as the all-time Big Eight leader in all three categories. She has a CU record 41 digs against Iowa State on Nov. 5 and her 4.39 digs per game average is the only instance in CU history when a player has averaged over 4.0 per game.
- ✓ **STAT SHOTS**—Staci Wolfe records 31 kills against Texas A&M on Sept. 18, setting a record for four games that still stands and surpassing the 1,000 kill plateau in what would be her last match. She was the fourth player to reach 1,000 kills and just a match earlier was the fifth to reach 1,000 digs for a career.
- ✓ **STAT SHOTS**—Janine Zumerchik became the fifth Buff to record 1,000 career kills, and is still the only middle blocker in CU history over 1,000 kills.
- ✓ **STAT SHOTS**—Rachel Wacholder led the Big Eight in conference matches with 22 aces in 37 games, averaging .60 per game.

HISTORY

(17-11 • 8-4 Big Eight (2nd) • 10-3 Home • 6-6 Away • 1-2 Neutral)

Date	Opponent	H/A	W/L	Score	Rank	Team Statistical Totals						Individual Statistical Leaders			
						K	Att%	Ast	SA	Dig	TB	Kills	Digs	Blocks	Assists
9/1	# Ohio State (10)	H	W	9-15, 15-4, 15-7, 15-7	12	47	.227	38	9	47	22	Lodge (14)	Williams (12)	Koepke (10)	Wolfe (36)
9/2	# Kentucky	H	W	15-10, 15-5, 15-7	12	56	.339	48	4	44	9	Wacholder (17)	Wacholder (9)	AK/MS (4)	Wolfe (29)
9/3	# Georgia Tech (20)	H	L	6-15, 15-6, 15-13, 14-16, 19-21	12	81	.154	76	14	80	13	Wacholder (29)	Wacholder (34)	Williams (10)	Wolfe (68)
9/4	Ball State	H	W	15-12, 7-15, 2-15, 15-0, 24-22	12	69	.180	57	5	71	15	Schutz (18)	Wacholder (16)	Williams (12)	Wolfe (44)
9/7	^ Georgia (20)	N	L	15-1, 11-15, 13-15, 15-10, 11-15	12	52	.089	47	9	87	19	Wacholder (15)	Wacholder (18)	Williams (13)	Wolfe (38)
9/8	^ at BYU (17)	A	W	12-15, 15-6, 15-2, 15-10	12	57	.205	49	8	98	13	Wacholder (18)	Wacholder (29)	AK/LW (9)	Wolfe (44)
9/9	^ Minnesota	N	W	15-5, 15-12, 15-10	12	45	.256	39	6	68	14	Wacholder (12)	Wacholder (19)	Williams (7)	Wolfe (31)
9/13	at Wyoming	A	W	15-5, 15-4, 13-15, 15-3	15	66	.394	54	12	52	11	RW/LW (14)	TL/MS (9)	Williams (8)	Anderson (41)
9/17	Gonzaga	H	W	15-2, 15-6, 7-15, 15-3	15	57	.299	50	10	52	12	Williams (13)	Williams (15)	Williams (7)	Wolfe (46)
9/23	at Notre Dame (7)	A	L	13-15, 1-15, 14-16	15	42	.183	38	7	43	4	Wacholder (15)	TL/LW (9)	Williams (3)	Wolfe (23)
9/24	at Notre Dame (7)	A	L	0-15, 9-15, 4-15	15	17	.048	17	3	37	5	Wacholder (6)	Wacholder (11)	Schutz (3)	Anderson (13)
9/27	* Nebraska (1)	H	L	6-15, 5-15, 12-15	16	39	.225	32	6	25	3	Schutz (12)	Williams (6)	Williams (2)	Anderson (16)
9/30	* at Kansas State	A	L	10-15, 11-15, 15-10, 4-15	16	65	.251	53	3	54	9	Wacholder (21)	Schutz (12)	Williams (7)	Wolfe (33)
10/4	Colorado State	H	L	15-11, 12-15, 9-15, 4-15	20	70	.245	59	9	61	9	Wacholder (16)	Wacholder (17)	Koepke (5)	Wolfe (48)
10/7	* at Kansas	A	W	15-12, 16-14, 10-15, 11-15	20	69	.190	61	13	87	7	Wacholder (21)	TL/RW (14)	Williams (5)	JA/SW (27)
10/11	* Oklahoma	H	W	13-15, 15-4, 15-6, 15-8	24	66	.318	61	10	50	15	Wacholder (22)	Wacholder (18)	LS/LW (9)	Wolfe (58)
10/14	* at Iowa State	A	L	14-16, 15-6, 15-3, 13-15, 10-15	24	70	.192	62	10	107	17	Lodge (17)	Wacholder (33)	Koepke (11)	Wolfe (31)
10/18	Wyoming	H	W	15-7, 15-8, 15-8	—	47	.317	44	11	34	12	Wacholder (16)	Wacholder (9)	Koepke (7)	Wolfe (19)
10/21	* at Nebraska (1)	A	L	4-15, 3-15, 2-15	—	25	.079	23	1	21	1	Wacholder (9)	Wacholder (7)	SL/LW (1)	Wolfe (45)
10/24	at Colorado State	A	W	12-15, 15-5, 15-5, 5-15, 16-14	—	62	.273	50	5	50	18	Lodge (20)	LW/SW (10)	Bunce (10)	Wolfe (18)
10/27	* Missouri	H	W	15-3, 15-6, 15-11	—	43	.283	36	11	35	4	Wacholder (11)	Bunce (12)	Williams (2)	Anderson (18)
11/4	* Kansas	H	W	15-7, 15-7, 15-8	—	54	.263	50	6	58	12	Wacholder (16)	Williams (13)	Koepke (8)	Wolfe (36)
11/8	* at Missouri	A	W	15-11, 13-15, 15-10, 15-13	—	47	.108	43	12	69	16	SL/RW (11)	RW/SW (14)	Williams (8)	Wolfe (35)
11/11	* Iowa State	H	W	6-15, 15-13, 13-15, 15-11, 17-15	—	71	.137	63	5	94	20	Wacholder (26)	Wacholder (18)	Williams (10)	Wolfe (55)
11/15	* at Oklahoma	A	W	12-15, 15-9, 15-7, 15-6	—	63	.273	57	7	67	7	Wacholder (24)	Wacholder (14)	Williams (5)	Wolfe (53)
11/18	* Kansas State	H	W	15-12, 15-8, 15-6	—	33	.137	30	9	45	14	Lodge (11)	Williams (15)	Bunce (7)	Wolfe (26)
11/24	& Iowa State	N	L	17-15, 9-15, 15-17, 11-15	—	70	.120	64	8	127	14	Wacholder (25)	Wacholder (40)	Koepke (8)	Wolfe (61)
11/29	\$ at Northern Iowa (24)	A	L	7-15, 12-15, 19-21	—	65	.253	50	8	68	14	Williams (9)	Wolfe (16)	Bunce (8)	Wolfe (46)

\* - Big Eight Conference Match; # - Colorado PowerBar Invitational, Boulder, Colo.; ^ - BYU Mizzuno Invitational, Provo, Utah; & - Big Eight Tournament, Omaha, Neb.; \$ - NCAA First Round Match, Cedar Falls, Iowa.

**Team Statistics**

Player	MP-MS	GP	K	E	TA	Pct.	Ast.	SA	SE	RE	Dig	BS	BA	TB	BE	BHE
Anderson	23-2	58	8	8	26	.000	226	7	18	3	58	0	7	7	3	6
Bunce	28-13	101	77	36	193	.212	6	14	19	0	154	5	53	58	5	3
Cochran	4-0	7	0	0	0	—	0	0	0	0	5	0	0	0	0	0
Koepke	28-26	105	148	70	413	.189	40	24	76	2	98	14	128	142	2	6
Lodge	28-19	97	265	125	761	.184	18	34	76	37	161	4	51	55	6	1
Lynch	27-19	92	152	67	546	.156	9	13	50	27	196	2	20	22	4	1
Owens	27-1	82	32	19	111	.117	3	11	12	11	92	1	1	2	0	3
Schutz	13-13	50	135	39	295	.325	7	19	23	1	94	9	33	42	4	0
Wacholder	28-28	107	438	186	1383	.182	10	38	48	43	399	6	22	28	2	1
Williams	28-28	107	266	70	566	.346	11	34	93	4	266	29	148	177	9	5
Wolfe	28-27	99	27	12	77	.195	1023	27	26	0	208	3	51	54	9	37
TOTALS	28	107	1548	632	4371	.210	1353	221	441	128	1731	73	514	330	44	63

**Team Roster**

No.	Name	Pos.	Ht.	Yr.	Hometown (High School / College)
2	Tegan Lynch	RS	6-0	Fr.	Aptos, Calif. (Aptos)
4	Sarah Lodge	LS	5-11	Fr.	Houston, Texas (Cypress Creek)
5	Leah Williams	MB	6-0	Sr.	San Diego, Calif. (La Jolla)
6	Jennifer Anderson	S	5-9	Jr.	Crescent City, Calif. (Del Norte)
7	Melissa Schutz	MB	6-0	Fr.	Newport Beach, Calif. (Newport Harbor)
8	Shelly Wolfe	S	6-0	RFr.	San Jose, Calif. (St. Francis)
9	*Joyce Ortell	MB	5-11	Fr.	Parker, Colo. (Gateway)
10	Kathleen Bunce	MB	6-0	Sr.	Laguna Beach, Calif. (Capistrano Valley/Loyola)
11	Rachel Wacholder	LS	5-9	Jr.	Laguna Beach, Calif. (Laguna)
12	Alison Koepke	MB	6-3	So.	Walnut Creek, Calif. (Monte Vista)
13	Anne Marie Cochran	DS	5-7	So.	Saratoga, Calif. (Klein, Texas)
15	Courtney Owens	LS	5-9	Fr.	Newport Beach, Calif. (Cavalry Chapel)

\* - Spent the season as a redshirt.

HEAD COACH: Brad Saindon (Arizona State '76, Oklahoma '84)  
ASSISTANT COACHES: Pi'i Aiu (Colorado '89), Katie Zabransky (Wisconsin '93)

**1995 Milestones**

- ✓ **Oct. 21** - CU falls at Nebraska in three games before a then-NCAA record crowd of 11,529.
- ✓ **Nov. 24** - Playing against Iowa State in the last Big Eight Conference Tournament, Rachel Wacholder shatters the NCAA record for attacks in a four-game match with a mind-blowing 106.
- ✓ **Nov. 29** - The Buffs make their fifth straight NCAA Tournament, sixth overall and seventh straight post-season appearance as they travel to Northern Iowa, who earned revenge against the Buffs who beat them in the 1994 NCAA Tournament and swept CU to end its season.
- ✓ **AWARDS** - Leah Williams is named first-team all-district and first-team all-Big Eight. Sarah Lodge earns the Big Eight Newcomer of the Year award, the first CU player to earn that honor.
- ✓ **STAT SHOTS** - Leah Williams led the Big Eight conference with a 1.64 blocks per game average, a mark that was good for sixth in the NCAA. That average and her 177 total blocks are still CU records.
- ✓ **STAT SHOTS** - Rachel Wacholder becomes the sixth player in program history to reach 1,000 kills and the sixth to reach 1,000 digs, in doing so she became the fourth to reach 1,000 in both. Her 34 digs against Georgia Tech in five games is still the CU record for five games and her 40 against Iowa State at the Big Eight Tournament is just the second time a player's had 40 or more digs.

HISTORY

(19-10 • 13-7 Big 12 (3rd) • 11-6 Home • 8-4 Away • 0-0 Neutral)

-----Team Statistical Totals-----

-----Individual Statistical Leaders-----

Date	Opponent	H/A	W/L	Score	Rank	K	Att%	Ast	SA	Dig	TB	Kills	Digs	Blocks	Assists
8/30	# Texas-Arlington	H	W	15-5, 15-11, 15-4	22	44	.248	35	10	36	2	Wacholder (11)	Lodge (7)	Owens (2)	Campbell (30)
8/31	# Wisconsin (12)	H	L	13-15, 8-15, 15-12, 11-15	22	74	.224	68	9	66	9	Lodge (19)	Campbell (16)	Lodge (4)	Campbell (59)
9/6	at Duke	A	DNP	Match cancelled due to Hurricane Fran.											
9/7	at North Carolina	A	W	15-7, 7-15, 15-6, 7-15, 15-12	—	78	.271	71	4	75	8	Wacholder (20)	Wacholder (19)	Koepke (5)	Campbell (66)
9/11	Wyoming	H	W	15-5, 15-9, 15-13	—	61	.272	52	8	44	4	Lodge (14)	SL/TL (9)	SB/AK (2)	Campbell (46)
9/13	Utah	H	W	15-7, 16-14, 15-13	—	53	.295	48	11	49	5	Lodge (19)	Lynch (10)	Koepke (4)	Campbell (43)
9/17	Colorado State (21)	H	L	9-15, 10-15, 9-15	—	50	.157	45	6	47	10	Lodge (21)	Lodge (10)	Wacholder (4)	Campbell (39)
9/19	Air Force	H	W	15-4, 15-6, 15-9	—	53	.359	48	2	54	17	Wacholder (16)	Lynch (15)	Bunce (11)	Campbell (41)
9/27	* Kansas State	H	L	10-15, 15-4, 15-10, 10-15, 9-15	—	86	.243	79	2	103	12	Lodge (19)	Campbell (22)	Schutz (5)	Campbell (67)
9/28	* Kansas	H	W	15-13, 15-13, 15-2	—	70	.256	62	3	62	7	Wacholder (21)	Lynch (14)	Schutz (5)	Campbell (58)
10/4	* at Missouri	A	W	15-5, 15-4, 15-3	—	45	.437	35	2	36	7	Schutz (8)	Lynch (4)	KB/AK (3)	Campbell (33)
10/5	* at Iowa State	A	W	15-9, 15-8, 15-10	—	59	.260	52	4	55	8	Schutz (13)	Campbell (12)	Schutz (4)	Campbell (45)
10/9	* Nebraska (6)	H	L	14-16, 11-15, 10-15	—	69	.190	64	5	66	9	Wacholder (17)	Wacholder (16)	Koepke (5)	Campbell (58)
10/11	* Oklahoma	H	W	17-15, 15-10, 13-15, 15-4	—	81	.208	74	7	105	11	Wacholder (21)	SL/RW (19)	Koepke (5)	Campbell (64)
10/18	* Texas (8)	H	L	9-15, 8-15, 15-11, 15-8, 11-15	—	92	.203	86	5	100	11	SL/RW (21)	Lynch (25)	Campbell (5)	Campbell (79)
10/19	* Texas A&M (10)	H	L	15-17, 8-15, 11-15	—	51	.086	46	3	65	10	Wacholder (19)	Wacholder (15)	Schutz (5)	Campbell (43)
10/25	* at Texas Tech (20)	A	W	7-15, 15-8, 16-14, 11-15, 15-8	—	87	.286	82	3	76	13	Wacholder (27)	KC/RW (17)	Koepke (9)	Campbell (70)
10/26	* at Baylor	A	W	15-13, 15-9, 15-8	—	56	.231	51	10	39	8	Bowen (13)	Lynch (12)	Bowen (4)	Campbell (49)
10/30	* at Nebraska (7)	A	L	4-15, 5-15, 11-15	—	24	.043	23	5	33	6	Wacholder (7)	SL/RW (7)	Koepke (4)	Campbell (22)
11/2	* at Oklahoma	A	L	10-15, 16-14, 15-12, 10-15, 11-15	—	106	.270	96	7	90	10	Lodge (36)	Lodge (26)	Koepke (5)	Campbell (86)
11/8	* Iowa State	H	W	15-9, 15-9, 15-1	—	65	.372	56	7	48	8	SL/MS (13)	Owens (8)	Wacholder (4)	Campbell (46)
11/9	* Missouri	H	W	15-9, 15-9, 15-8	—	49	.282	43	7	40	4	Wacholder (14)	Campbell (13)	Campbell (2)	Campbell (32)
11/15	* at Kansas	A	W	15-7, 15-11, 15-5	—	44	.265	42	4	37	7	Wacholder (12)	Campbell (13)	Schutz (3)	Campbell (36)
11/16	* at Kansas State (20)	A	W	16-14, 13-15, 15-13, 15-7	—	74	.254	70	8	80	8	Lodge (18)	Wacholder (25)	Schutz (6)	Campbell (60)
11/22	* Baylor	H	W	15-9, 15-11, 15-2	—	54	.271	50	4	51	13	Wacholder (24)	Campbell (12)	Koepke (6)	Campbell (40)
11/23	* Texas Tech (21)	H	W	15-11, 17-15, 15-9	—	78	.288	74	5	67	13	Wacholder (22)	Lodge (14)	Koepke (7)	Campbell (65)
11/29	* at Texas A&M (16)	A	L	10-15, 12-15, 5-15	—	49	.130	44	6	45	2	Lodge (13)	Lodge (12)	kb/kc/ak/rw (1)	Campbell (39)
11/30	* at Texas (8)	A	W	16-14, 7-15, 6-15, 15-12, 15-10	—	100	.252	85	8	89	9	Lodge (28)	Wacholder (18)	Koepke (6)	Campbell (74)
12/4	\$ Oral Roberts (25)	H	W	15-9, 13-15, 15-7, 15-12	—	95	.272	86	6	89	7	Schutz (24)	Lynch (26)	KC/AK/MS (3)	Campbell (74)
12/8	\$\$ at Hawai'i (5)	A	L	12-15, 11-15, 12-15	—	62	.227	59	7	58	7	Lodge (15)	Lodge (9)	KC/AK (4)	Campbell (55)

\* - Big 12 Conference Match; #-Colorado PowerBar Invitational, Boulder, Colo.;\$-NCAA Tournament First Round, Boulder, Colo.; \$\$-NCAA Second Round, Honolulu, Hawai'i. All Home Matches Played At Coors Events/Conference Center.

### Team Statistics

Player	MP-MS	GP	K	E	TA	Pct.	Ast.	SA	SE	RE	Dig	BS	BA	TB	BE	BHE
Bowen	19-1	35	28	12	65	.246	2	10	14	0	22	2	10	12	0	0
Bunce	29-6	95	81	20	207	.295	5	5	22	0	158	1	32	33	3	2
Campbell	29-29	103	126	36	301	.299	1519	15	31	0	308	8	48	56	13	33
Engelking	26-1	73	81	44	201	.184	25	6	13	13	66	4	18	22	3	5
Koepke	26-25	90	190	69	471	.257	14	20	52	1	101	14	80	94	7	8
Lodge	28-28	94	416	197	1027	.213	37	30	65	42	277	9	33	42	4	6
Lynch	29-29	98	211	102	557	.196	44	10	61	25	297	2	41	43	5	7
Owens	27-1	90	65	38	201	.134	19	13	37	6	114	4	5	9	3	2
Schutz	28-26	93	255	93	584	.277	12	23	45	2	131	9	57	66	8	3
Wacholder	29-29	103	456	130	1181	.276	48	36	48	21	329	10	41	51	4	6
TOTALS	29	103	1909	741	4795	.244	1725	168	388	110	1803	63	365	242	50	72

### Team Roster

No.	Name	Pos.	Ht.	Yr.	Hometown (High School / College)
2	Tegan Lynch	RS	6-0	So.	Aptos, Calif. (Aptos)
3	Kelly Campbell	S	6-1	Fr.	Corona Del Mar, Calif. (Corona Del Mar)
4	Sarah Lodge	LS	5-11	So.	Houston, Texas (Cypress Creek)
6	Jennifer Anderson	S/DS	5-9	Sr.	Crescent City, Calif. (Del Norte)
7	Melissa Schutz	MB	6-0	So.	Newport Beach, Calif. (Newport Harbor)
8	Kristin Dorsch	LS	5-10	Fr.	Cypress, Texas (Cypress Fairbanks)
10	Kathleen Bunce	MB	6-0	Sr.	Laguna Beach, Calif. (Capistrano Valley/Loyola)
11	Rachel Wacholder	LS	5-9	Sr.	Laguna Beach, Calif. (Laguna)
12	Alison Koepke	MB	6-3	Jr.	Walnut Creek, Calif. (Monte Vista)
15	Courtney Owens	LS	5-9	So.	Newport Beach, Calif. (Calvary Chapel)
16	Shana Bowen	MB	6-2	Fr.	San Diego, Calif. (Scripps Ranch)

HEAD COACH: Brad Saindon (Arizona State '76, Oklahoma '84)  
 ASSISTANT COACHES: Pi'i Aiu (Colorado '89), Meg Fitzgerald (Florida '96)

### 1996 Milestones

- ✓ **Nov. 29** - Rachel Wacholder records 24 kills in a three game match against Baylor, still a CU record.
- ✓ **Nov. 30**-The Buffs top No. 8 Texas 3-2 in Austin, marking the fifth time in CU has knocked off a Top 10 team.
- ✓ **Dec. 4**-The Buffs make an appearance in their sixth-straight NCAA Tournament, the seventh overall and their eighth straight in the postseason, as they host Oral Roberts in the first round. It marked the third time they've hosted a tournament match and they won 3-1.
- ✓ **AWARDS**-Kelly Campbell becomes the first Buff and was the only Big 12 freshman to be tabbed first-team All-Big 12 and was joined by Rachel Wacholder on that list.
- ✓ **STAT SHOTS**-CU averaged 18.53 kills and 16.57 digs per game, tops in the Big 12 and second in the NCAA. Their 17.52 digs per game mark also led the Big 12.
- ✓ **STAT SHOTS**-Kelly Campbell averaged 14.75 assists per game, still a CU single season record and a mark good enough for third in the NCAA.
- ✓ **STAT SHOTS**-Rachel Wacholder ends up second on the career kills chart with 1,456 in her career. She also played in the last 383 games of her career, a new CU record and among the top 20 in NCAA history.
- ✓ **STAT SHOTS**-Kathleen Bunce recorded 11 blocks against Air Force on Sept. 16, a mark that is still tied for tops in a three-game match.

HISTORY

(22-9 • 16-4 Big 12 (2nd) • 12-2 Home • 9-6 Away • 1-1 Neutral)

Date	Opponent	H/A	W/L	Score	Rank	Team Statistical Totals						Individual Statistical Leaders			
						K	Att%	Ast	SA	Dig	TB	Kills	Digs	Blocks	Assists
8/30	at Utah	A	W	15-11, 15-9, 15-9	23	60	.331	42	6	45	6	Schutz (16)	Owens (15)	Lynch (5)	Campbell (38)
9/6	+ Villanova	N	W	15-10, 13-15, 15-10, 15-3	22	92	.301	83	6	75	15	Lynch (20)	Lodge (24)	Koepke (10)	Campbell (69)
9/7	at USC (10)	A	L	15-13, 12-15, 15-8, 5-15, 13-15	22	71	.226	67	8	58	8	Lodge (29)	Lodge (15)	Koepke (6)	Campbell (58)
9/11	# Georgia	H	W	15-5, 10-15, 15-2, 15-11	22	75	.331	71	6	46	7	Lodge (18)	Lodge (11)	Koepke (5)	Campbell (56)
9/13	# Notre Dame (21)	H	W	15-7, 15-9, 15-12	22	49	.185	45	4	45	11	Lodge (14)	Lynch (14)	Schutz (7)	Campbell (36)
9/16	at Colorado St. (24)	A	L	8-15, 15-9, 4-15, 8-15	20	76	.195	68	2	57	7	Schutz (17)	Owens (13)	Koepke (3)	Campbell (63)
9/19	^ UCSB (7)	N	L	15-11, 13-15, 8-15, 6-15	20	55	.174	51	7	37	6	Lodge (13)	Lynch (10)	Koepke (5)	Campbell (44)
9/20	at Stanford (4)	A	L	10-15, 4-15, 4-15	20	35	.070	34	2	40	5	TL/CO (10)	Owens (9)	AK/CO (3)	Campbell (30)
9/26	* at Kansas State	A	W	15-12, 8-15, 15-12, 15-12	24	74	.115	53	3	96	12	Owens (18)	Owens (21)	Schutz (7)	Campbell (46)
9/27	* at Kansas	A	W	15-7, 15-7, 15-10	24	52	.298	48	4	47	7	Lodge (17)	Campbell (11)	Koepke (3)	Campbell (44)
10/3	* Missouri	H	W	15-3, 15-13, 15-11	24	64	.328	59	7	34	5	Lodge (17)	Owens (8)	Schutz (3)	Campbell (56)
10/4	* Iowa State	H	W	15-8, 15-4, 15-9	24	47	.217	43	4	45	10	Owens (11)	TL/CO (10)	Koepke (7)	Campbell (32)
10/8	* at Nebraska (5)	A	W	11-15, 15-9, 15-7, 6-15, 15-8	22	84	.197	75	6	74	9	Lodge (27)	Lynch (20)	Koepke (7)	Campbell (68)
10/11	* at Oklahoma	A	W	15-13, 14-16, 8-15, 15-9, 15-9	22	85	.211	79	12	76	8	Lodge (33)	Lynch (15)	AK/CO (3)	Campbell (73)
10/17	* at Texas A&M (12)	A	L	9-15, 13-15, 11-15	19	45	.143	42	2	53	11	Lodge (15)	Campbell (12)	Koepke (10)	Campbell (35)
10/18	* at Texas (11)	A	L	8-15, 6-15, 8-15	19	62	.222	58	0	60	3	Owens (15)	Lynch (16)	Koepke (3)	Campbell (56)
10/24	* Texas Tech	H	L	15-7, 6-15, 10-15, 13-15	20	72	.163	68	0	81	11	Lodge (22)	Lynch (20)	Koepke (5)	Campbell (60)
10/28	* Nebraska (4)	H	W	15-4, 15-13, 15-12	20	62	.231	57	2	60	9	Lodge (16)	Dorsch (15)	Koepke (5)	Campbell (54)
10/31	* Oklahoma	H	W	16-14, 15-11, 15-12	20	86	.268	82	4	75	6	Lodge (21)	Lodge (20)	KC/AK/SL (2)	Campbell (75)
11/7	* at Iowa State	A	W	15-7, 15-4, 15-9	22	51	.321	47	8	47	8	Koepke (12)	Lynch (14)	Koepke (4)	Campbell (41)
11/8	* at Missouri	A	W	15-11, 15-9, 15-5	22	49	.261	46	4	49	5	AK/TL (11)	SL/CO (10)	AK/SL (3)	Campbell (45)
11/11	* Baylor	H	W	15-12, 15-5, 15-13	22	48	.232	42	5	42	7	Lodge (18)	Lodge (10)	Koepke (4)	Campbell (31)
11/14	* Kansas	H	W	15-10, 15-2, 15-9	22	66	.350	62	6	58	9	Lodge (18)	Lodge (12)	Koepke (5)	Campbell (54)
11/15	* Kansas State	H	W	15-9, 15-3, 15-7	22	68	.391	64	2	50	12	Lodge (22)	Lynch (10)	Koepke (6)	Campbell (56)
11/21	* at Baylor	A	W	15-12, 10-15, 15-6, 15-3	22	61	.261	56	4	71	10	Lodge (16)	Lynch (15)	Schutz (6)	Campbell (49)
11/22	* at Texas Tech	A	W	15-12, 15-3, 15-7	22	48	.246	42	2	58	13	Schutz (11)	Koepke (14)	Koepke (10)	Campbell (38)
11/28	* Texas (9)	H	W	13-15, 15-10, 14-16, 15-6, 15-3	23	107	.264	99	2	76	10	Lodge (40)	Lodge (18)	Schutz (7)	Campbell (88)
11/29	* Texas A&M (16)	H	L	8-15, 12-15, 15-2, 7-15	23	68	.172	65	3	58	8	Lodge (19)	Lynch (14)	AK/TL (4)	Campbell (59)
12/6	\$ Tennessee Tech	H	W	15-4, 15-3, 15-7	20	41	.308	39	5	43	11	Lodge (10)	Lynch (11)	Koepke (4)	Campbell (29)
12/7	\$ Oral Roberts	H	W	13-15, 15-10, 14-16, 15-6, 15-12	20	80	.234	74	3	81	23	Lodge (29)	Campbell (16)	Koepke (13)	Campbell (69)
12/12	\$\$ at Stanford (3)	A	L	7-15, 3-15, 1-15	14	32	.073	32	1	29	2	SL/MS (8)	Owens (6)	Schutz (2)	Campbell (30)

\* - Big 12 Conference Match; # - Colorado PowerBar Invitational, Boulder, Colo.; + - Match played at Los Angeles, Calif.; ^ - Match played at Stanford, Calif.; \$ - NCAA First- and Second-Rounds, Boulder, Colo.; \$\$ - NCAA Mountain Regional (Sweet 16), Stanford, Calif.; All Home Matches Played At Coors Events/Conference Center.

### Team Statistics

Player	MP-MS	GP	K	E	TA	Pct.	Ast.	SA	SE	RE	Dig	BS	BA	TB	BE	BHE
Bowen	18-3	39	58	20	129	.295	4	9	3	1	60	2	21	23	4	2
Campbell	31-31	111	90	23	249	.269	1582	23	30	2	282	4	66	70	8	23
Engelking	29-2	59	116	66	334	.150	8	5	12	11	98	3	11	14	8	3
Koepke	30-30	108	292	97	681	.286	12	23	51	4	194	23	121	144	14	3
Lodge	31-31	110	528	252	1247	.221	27	19	44	40	322	13	46	59	9	6
Lynch	31-31	110	329	127	754	.268	113	10	22	29	345	1	49	68	6	8
Owens	31-26	103	295	161	840	.160	24	14	34	22	279	6	31	37	3	3
Schutz	31-27	97	259	97	592	.274	18	27	48	6	160	6	72	78	15	2
Small	21-2	49	0	1	2	-.500	5	0	1	0	26	0	0	0	0	0
TOTALS	31	111	1967	844	4828	.233	1793	130	245	115	1766	58	435	275	67	50

### Team Roster

No.	Name	Pos.	Ht.	Yr.	Hometown (High School / College)
1	Lisa Small	S/DS	5-7	Fr.	Galt, Calif. (Galt)
2	Tegan Lynch	RS	6-0	Jr.	Aptos, Calif. (Aptos)
3	Kelly Campbell	S	6-0	So.	Corona Del Mar, Calif. (Corona Del Mar)
4	Sarah Lodge	LS	5-11	Jr.	Houston, Texas (Cypress Creek)
6	*Josee Roberge	RS	6-3	Fr.	St.-Georges, Quebec (Polyvalente)
7	Melissa Schutz	MB	6-0	Jr.	Newport Beach, Calif. (Newport Harbor)
8	Kristin Dorsch	LS	5-11	So.	Cypress, Texas (Cypress Fairbanks)
9	*Sylvie Roberge	MB	6-3	Fr.	St.-Georges, Quebec (Jesus-Marie)
12	Alison Koepke	MB	6-3	Sr.	Walnut Creek, Calif. (Monte Vista)
15	Courtney Owens	LS	5-9	Jr.	Costa Mesa, Calif. (Calvary Chapel)
16	Shana Bowen	MB	6-2	So.	San Diego, Calif. (Scripps Ranch)

\* - Spent the season as a redshirt.

HEAD COACH: Pi'i Aiu (Colorado '89)

ASSISTANT COACHES: Carrie Appleman (Colorado State '93), Robyn Read (Illinois State '96)

### 1997 Milestones

- ✓ **April 25**—Brad Sandin, coach of the Buffs for 11 seasons, announces he is leaving to coach the Australian National Team through the 2000 Olympics.
- ✓ **May 20**—Athletic Director Dick Tharp announces the hiring of Pi'i Aiu, who has been associated with the program since its inception in 1986, to become the third head coach in program history. It is approved by the Board of Regents on June 4.
- ✓ **Oct. 8**—CU tops No. 5 Nebraska in Lincoln, becoming the first conference team ever to win at Nebraska and giving the Buffs a win over the highest ranked opponent in program history.
- ✓ **Oct. 29**—The Buffs sweep the Huskers for the first time, also sweeping the season series for the first time.
- ✓ **Dec. 6**—The Buffs earn their seventh straight NCAA Tournament appearance, their eighth overall and their ninth straight post season appearance as they host a match for the fourth time. They advanced past the first two rounds to earn the program's third Sweet 16 appearance.
- ✓ **AWARDS**—Sarah Lodge earned the program's first AVCA National Player of the Week Award on Oct. 14. Head coach Pi'i Aiu is named the Big 12 and District V Coach of the Year in his rookie season. Lodge and Kelly Campbell both earn first-team All-Big 12 nods and Lodge earns a first-team all-district honor, as well.
- ✓ **STAT SHOTS**—CU's 17.72 kills per game and their 16.16 assists per game both lead the Big 12. The kills per game is third in the NCAA and the digs per game is second.
- ✓ **STAT SHOTS**—Kelly Campbell's 14.25 assist per game is second in the Big 12 and fourth in the NCAA.
- ✓ **STAT SHOTS**—Sarah Lodge becomes the seventh player in history to reach 1,000 kills and her season totals of 528 and 4.80 per game are still CU records. Her 40 kills against Texas on Nov. 28 marks the first (and only) time a CU player has reached 40 kills.
- ✓ **STAT SHOTS**—Alison Koepke becomes the second Buff to reach 400 career blocks.

(22-8 • 14-6 Big 12 (3rd) • 12-4 Home • 8-4 Away • 2-0 Neutral)

----Team Statistical Totals----

-----Individual Statistical Leaders-----

Date	Opponent	H/A	W/L	Score	Rank	K	Att%	Ast	SA	Dig	TB	Kills	Digs	Blocks	Assists
9/5	^ Georgia	N	W	15-12, 15-4, 15-1	12	56	.311	50	9	42	6	Lodge (20)	Lodge (15)	Campbell (3)	Campbell (43)
9/6	^ at Notre Dame (16)	A	W	15-6, 15-13, 15-6	12	82	.313	73	4	65	6	Lodge (24)	Lynch (16)	Dorsch (5)	Campbell (56)
9/11	# San Francisco	H	W	15-1, 15-7, 15-6	12	44	.368	39	6	33	7	Schutz (8)	Nielsen (9)	Schutz (4)	Campbell (33)
9/12	# Stanford (9)	H	L	10-15, 15-11, 8-15, 15-6, 5-15	12	92	.163	86	5	86	13	Lodge (25)	Lynch (26)	Dorsch (9)	Campbell (74)
9/16	Colorado State (RV)	H	W	15-11, 15-9, 15-3	12	47	.221	44	3	42	10	Lodge (12)	Lodge (12)	Dorsch (5)	Campbell (36)
9/18	New Mexico State	H	W	15-4, 15-8, 15-10	12	42	.283	41	4	33	4	Lynch (9)	Owens (7)	CO/MS (2)	Campbell (33)
9/19	Maryland	H	W	15-12, 15-4, 15-10	12	47	.219	40	9	33	9	Dorsch (10)	Campbell (10)	Dorsch (5)	Campbell (34)
9/25	* Missouri	H	W	15-6, 11-15, 15-7, 15-4	12	70	.284	66	6	51	13	Lynch (17)	Campbell (18)	TL/MS (5)	Campbell (57)
9/27	* Iowa State	H	W	15-8, 15-4, 15-3	12	50	.326	47	6	36	8	Lynch (15)	Schutz (8)	Dorsch (4)	Campbell (38)
10/2	* at Oklahoma	A	W	15-6, 15-9, 11-15, 15-3	12	63	.213	57	10	58	9	Lodge (18)	Owens (14)	Dorsch (7)	Campbell (51)
10/3	* at Kansas	A	W	15-11, 15-6, 15-5	12	44	.279	38	8	43	4	KD/CO (9)	Lynch (10)	KC/KD/SL (2)	Campbell (35)
10/9	* at Baylor	A	W	15-9, 12-15, 15-6, 15-6	12	68	.287	57	9	54	12	Owens (17)	KC/TL (12)	Lynch (6)	Campbell (46)
10/10	* at Texas Tech	A	W	15-11, 12-15, 15-8, 15-2	12	89	.330	78	4	81	8	Lodge (21)	Lodge (21)	Schutz (5)	Campbell (75)
10/16	* Texas A&M (15)	H	W	15-12, 3-15, 15-2, 15-9	12	83	.241	72	1	82	12	Lodge (17)	Lodge (19)	SB/KC/SL (4)	Campbell (66)
10/17	* Texas (13)	H	L	11-15, 10-15, 15-9, 15-8, 8-15	12	106	.194	103	4	103	10	Owens (25)	Lynch (29)	SB/SL (5)	Campbell (84)
10/23	* Kansas	H	W	15-2, 15-10, 15-4	13	60	.348	57	4	46	7	Owens (18)	Nielsen (13)	Dorsch (5)	Campbell (49)
10/24	* Oklahoma	H	W	15-8, 15-9, 8-15, 15-4	13	79	.272	75	6	79	9	Owens (18)	KD/CO (17)	Dorsch (7)	Campbell (60)
10/30	* at Iowa State	A	W	15-2, 15-7, 15-2	13	53	.422	50	7	43	7	Owens (13)	Owens (9)	KC/KD/CO (3)	Campbell (43)
10/31	* at Missouri	A	W	3-15, 15-6, 15-11, 16-14	13	72	.246	59	3	74	10	Dorsch (24)	Lynch (19)	Bowen (6)	Campbell (55)
11/4	* at Nebraska (3)	A	L	7-15, 5-15, 3-15	13	47	.033	46	1	50	3	KD/CO/MS (10)	CO/MS (13)	KD/CO (2)	Campbell (44)
11/7	* Kansas State (21)	H	L	11-15, 11-15, 16-14, 9-15	13	82	.106	81	6	95	11	Owens (23)	Lynch (22)	Bowen (7)	Campbell (72)
11/11	Denver	H	W	15-8, 15-3, 15-10	15	65	.321	61	2	65	6	Lodge (17)	Lodge (15)	KE/SL/TL (2)	Campbell (49)
11/13	* Texas Tech (23)	H	W	15-11, 5-15, 15-4, 15-6	15	95	.276	86	0	74	10	Owens (20)	Owens (19)	Dorsch (5)	Campbell (72)
11/15	* Baylor	H	W	15-6, 15-8, 15-5	15	49	.320	49	5	37	16	Lodge (13)	Lynch (10)	Dorsch (9)	Campbell (44)
11/20	* at Texas (12)	A	L	15-3, 14-16, 8-15, 3-15	15	87	.253	79	3	74	5	Bowen (20)	TL/CO (16)	Bowen (3)	Campbell (73)
11/21	* at Texas A&M (22)	A	L	11-15, 5-15, 15-5, 15-13, 10-15	15	83	.230	76	1	91	11	Owens (19)	TL/KC (20)	Lodge (5)	Campbell (63)
11/25	* Nebraska (3)	H	L	10-15, 12-15, 12-15	17	64	.176	53	3	72	7	Owens (18)	Campbell (20)	KD/CO (4)	Campbell (35)
11/27	* at Kansas State (22)	A	W	15-13, 9-15, 16-14, 15-8	17	100	.267	90	5	108	16	Owens (29)	Lynch (25)	Bowen (8)	Campbell (70)
12/4	\$ San Jose State	N	W	15-12 15-9, 15-9	17	60	.140	57	4	60	19	KD/TL (15)	Owens (14)	Dorsch (9)	Campbell (43)
12/5	\$ at Illinois (19)	A	L	12-15, 11-15, 14-16	17	55	.159	48	6	55	13	Lodge (14)	Lodge (13)	Dorsch (7)	Campbell (39)

\* - Big 12 Conference Match; ^ - Shamrock Invitational, Notre Dame, Ind.; # - Colorado PowerBar Invitational, Boulder, Colo.; \$ - NCAA Tournament First- and Second-Rounds, Champaign, Ill.; All Home Matches Played At Coors Events/Conference Center.

## Team Statistics

Player	MP-MS	GP	K	E	TA	Pct.	Ast.	SA	SE	RE	Dig	BS	BA	TB	BE	BHE
Bowen	26-12	67	168	50	343	.344	9	13	25	0	102	6	61	67	4	1
Campbell	30-30	107	180	35	357	.406	1572	31	23	0	321	4	59	63	1	14
Engelking	30-29	105	350	105	690	.355	15	7	29	0	104	17	109	126	12	4
Hayes	1-0	1	2	1	3	.333	0	0	1	0	0	0	1	1	0	0
Lodge	30-28	105	372	186	991	.188	53	13	36	34	321	9	51	60	6	0
Lynch	30-30	107	332	127	813	.252	137	14	5	34	378	5	69	74	3	5
Nielsen	29-3	86	65	37	178	.157	18	10	11	3	138	0	7	7	1	0
Owens	30-30	106	399	221	1175	.151	47	31	58	9	342	9	47	56	5	2
J.Roberge	5-0	6	7	2	17	.294	1	0	0	0	6	0	3	3	0	0
S.Roberge	8-0	8	11	2	18	.500	0	0	1	0	0	0	3	3	0	0
Schutz	29-17	74	148	59	340	.262	15	23	28	2	142	2	51	53	4	4
Small	20-1	30	0	0	1	.000	0	3	1	0	10	0	0	0	0	0
TOTALS	30	107	2034	825	4926	.245	1867	145	218	82	1864	52	461	282	36	30

## Team Roster

No.	Name	Pos.	Ht.	Yr.	Hometown (High School / College)
1	Lisa Small	S/DS	5-7	So.	Galt, Calif. (Galt)
2	Tegan Lynch	RS	6-0	Sr.	Aptos, Calif. (Aptos)
3	Kelly Campbell	S	6-1	Jr.	Corona Del Mar, Calif. (Corona Del Mar)
4	Sarah Lodge	LS	5-11	Sr.	Houston, Texas (Cypress Creek)
5	*Cory Hayes	MB	6-2	Fr.	Houston, Texas (Clements)
6	Josee Roberge	RS	6-3	RFr.	St.-Georges, Quebec (Polyvalente)
7	Melissa Schutz	MB	6-0	Sr.	Newport Beach, Calif. (Newport Harbor)
8	Kristin Dorsch	MB	5-11	Jr.	Cypress, Texas (Cypress Fairbanks)
9	Sylvie Roberge	MB	6-3	RFr.	St.-Georges, Quebec (Jesus-Marie)
10	Sonja Nielsen	LS	5-10	Fr.	Poway, Calif. (Poway)
15	Courtney Owens	LS	5-9	Sr.	Newport Beach, Calif. (Calvary Chapel)
16	Shana Bowen	MB	6-2	Jr.	San Diego, Calif. (Scripps Ranch)

\* - Spent the season as a redshirt.

HEAD COACH: Pi'i Aiu (Colorado '89)

ASSISTANT COACHES: Carrie Appleman (Colorado State '93), Robyn Read (Illinois State '96)

## 1998 Milestones

- ✓ **Oct. 16** - Buffs cap off 10 match win streak by topping No. 15 Texas A&M at home, the program's first win over the Aggies.
- ✓ **Oct. 31** - After a hectic match at Missouri that started nearly two hours late, the Buffs win 3-1 and improve to 17-2, the best record at that point in the season in program history.
- ✓ **Dec. 4** - Although disappointed not to host the first two rounds, the Buffs play in their eighth straight NCAA Tournament, ninth overall, and 10th straight post season appearance by defeating San Jose State in the first round at Illinois.
- ✓ **AWARDS** - Kelly Campbell is named a first-team all-Big 12 selection for the third time and Tegan Lynch receives her first such honor. Sarah Lodge and Courtney Owens each receive honorable mention all-Big 12 as no other Big 12 team had more than two players honored on those two teams. Campbell is also an all-district selection and earns third-team All-American honors to become just the second Buff (Tina Murray) to receive such an honor.
- ✓ **STAT SHOTS** - CU's 19.01 kills per game marks the first time in NCAA history a team has averaged 19 kills per game, and their 17.45 assists per game is also a new NCAA record.
- ✓ **STAT SHOTS** - Sarah Lodge becomes the eighth player to reach 1,000 digs and in doing so, becomes the sixth player to reach 1,000 in both kills and digs for a career.
- ✓ **STAT SHOTS** - Tegan Lynch becomes the seventh player in CU history to reach 1,000 digs and the eighth to reach 1,000 kills and in doing so, becomes the seventh player in CU history to reach 1,000 in both kills and digs for a career.
- ✓ **STAT SHOTS** - Kelly Campbell hits .406, still a CU record. She led the Big 12 and was sixth in the NCAA. Her 14.61 assists per game is good for second in the Big 12 and fourth in the NCAA.

(18-12 • 12-8 Big 12 (6th) • 10-4 Home • 7-6 Away • 1-2 Neutral)

Date	Opponent	H/A	WL	Score	Team Statistical Totals								Individual Statistical Leaders			
					Rank	K	Att%	Ast	SA	Dig	TB	Kills	Digs	Blocks	Assists	
9/1	at Colorado St. (23)	A	L	9-15, 3-15, 15-17	19	51	.196	47	3	41	7	Engelking (11)	KC/EG/SN (3)	KC/KE/EG (3)	Campbell (38)	
9/2	# Denver	H	W	15-6, 15-5, 15-6	19	45	.245	40	1	47	8	Nielsen (17)	Nielsen (12)	Barkman (4)	Campbell (30)	
9/3	# California	H	W	15-7, 10-15, 10-15, 15-9, 15-6	19	83	.239	77	7	90	15	Engelking (18)	Nielsen (21)	Barkman (9)	Campbell (67)	
9/7	Air Force	H	W	14-16, 15-12, 15-0, 15-2	23	67	.333	63	3	58	14	Nielsen (20)	Campbell (12)	Barkman (10)	Campbell (54)	
9/10	^ at New Mexico	A	W	15-7, 15-7, 15-1	23	43	.231	40	8	48	5	Bowen (10)	Bowen (15)	Hayes (3)	Campbell (36)	
9/11	^ Washington State	N	W	12-15, 15-9, 15-11, 15-10	23	90	.306	78	3	69	10	Barkman (23)	Bowen (17)	MB/SR (5)	Campbell (69)	
9/14	Wyoming	H	W	15-8, 15-7, 9-15, 15-9	22	72	.185	68	6	73	8	Engelking (17)	KC/EG (15)	MB/SN (4)	Campbell (55)	
9/17	at Hawai'i (3)	A	L	9-15, 0-15, 5-15	22	35	.104	32	0	44	5	Bowen (9)	Nielsen (12)	Barkman (4)	Campbell (29)	
9/18	+ Long Beach State (4)	N	L	15-11, 12-15, 8-15, 11-15	22	66	.211	61	8	65	4	Bowen (19)	Nielsen (17)	Barkman (4)	Campbell (50)	
9/22	* at Oklahoma	A	W	15-8, 15-3, 15-9	22	48	.378	42	7	34	6	Nielsen (15)	SB/EG/SN (8)	MB/KC/KE (3)	Campbell (38)	
9/25	* Baylor (RV)	H	W	11-15, 6-15, 15-10, 15-12, 15-9	22	94	.244	82	12	77	9	Engelking (28)	Nielsen (21)	MB/KE (4)	Campbell (71)	
10/1	* Iowa State	H	W	15-13, 15-10, 15-10	21	58	.244	54	6	48	14	Bowen (16)	Gower (18)	Barkman (9)	Campbell (44)	
10/2	* Kansas State (23)	H	L	9-15, 10-15, 15-13, 2-15	21	69	.145	66	2	67	15	Bowen (16)	Gower (15)	Barkman (10)	Campbell (55)	
10/6	* Texas Tech	H	W	19-17, 15-9, 15-10	20	91	.245	80	5	80	5	Nielsen (21)	Gower (20)	Barkman (4)	Campbell (75)	
10/9	* at Nebraska (12)	A	L	4-15, 5-15, 15-7, 7-15	20	52	.093	50	4	66	8	Nielsen (15)	Campbell (19)	Barkman (4)	Campbell (44)	
10/13	* at Texas (10)	A	L	14-16, 11-15, 1-15	20	46	.134	39	0	56	7	Nielsen (12)	Nielsen (20)	Engelking (4)	Campbell (32)	
10/16	* Missouri	H	W	15-5, 15-8, 15-8	20	54	.322	50	4	44	12	Nielsen (13)	KC/SN (12)	Engelking (6)	Campbell (31)	
10/20	* Kansas	H	W	15-4, 15-6, 15-5	20	56	.385	50	7	43	8	Nielsen (17)	Campbell (14)	MB/KC/KE (3)	Campbell (49)	
10/23	* at Texas A&M (16)	A	L	14-16, 16-14, 11-15, 7-15	24	56	.106	50	4	91	14	Bowen (14)	Campbell (22)	Engelking (7)	Campbell (42)	
10/27	* at Baylor (RV)	A	L	8-15, 15-9, 8-15, 5-15	24	63	.184	55	7	69	3	Nielsen (14)	Campbell (18)	SB/KE (2)	Campbell (49)	
10/30	* Oklahoma	H	W	15-6, 15-7, 9-15, 15-13	24	78	.303	69	9	51	6	Nielsen (20)	Nielsen (15)	Barkman (6)	Campbell (63)	
11/3	* at Kansas State (17)	A	W	8-15, 5-15, 15-11, 15-12, 16-14	24	73	.157	58	1	78	8	Engelking (19)	Nielsen (18)	EG/SR (4)	Campbell (58)	
11/5	* at Iowa State	A	W	15-8, 15-9, 15-13	22	62	.208	55	10	58	5	Engelking (15)	Campbell (14)	Engelking (3)	Campbell (48)	
11/10	* Nebraska (12)	H	L	10-15, 15-9, 5-15, 11-15	22	61	.115	56	3	53	13	Nielsen (18)	Nielsen (13)	Barkman (8)	Campbell (47)	
11/13	* at Texas Tech	A	W	17-15, 14-16, 15-6, 12-15, 15-13	21	115	.284	108	6	80	14	Taskey (26)	Gower (21)	Barkman (8)	Campbell (93)	
11/17	* at Missouri	A	W	15-7, 15-11, 15-13	21	56	.268	53	5	55	4	Engelking (13)	KC/EG (12)	MB/KC/KT (2)	Campbell (47)	
11/20	* Texas (12)	H	L	15-9, 15-10, 9-15, 15-17, 13-15	19	99	.190	93	5	113	17	Nielsen (25)	Gower (28)	Barkman (9)	Campbell (78)	
11/24	* Texas A&M (16)	H	L	10-15, 11-15, 14-16	19	75	.216	72	2	66	5	Nielsen (18)	KC/SN (16)	SB/KE (4)	Campbell (58)	
11/27	* at Kansas	A	W	15-9, 15-11, 17-15	19	70	.311	65	4	53	8	Engelking (22)	Taskey (14)	S.Roberge (4)	Campbell (61)	
12/2	\$ Utah	N	L	10-15, 6-15, 15-17	21	55	.183	52	3	57	9	Engelking (18)	Bowen (12)	MB/KE (4)	Campbell (44)	

\* - Big 12 Conference Match; # - Colorado PowerBar Invitational, Boulder, Colo.; ^ - New Mexico Lobo Invitational, Albuquerque, N.M.; + - Match played at Honolulu, Hawai'i; \$ - NCAA First- and Second-Rounds, Honolulu, Hawai'i

Team Statistics

Player	MP-MS	GP	K	E	TA	Pct.	Ast.	SA	SE	RE	Dig	BS	BA	TB	BE	BHE
Barkman	30-27	102	257	80	584	.303	13	9	13	3	186	18	116	134	6	6
Bowen	29-28	97	278	182	876	.110	41	24	30	30	269	3	43	46	5	0
Campbell	30-30	110	196	54	438	.324	1555	23	20	0	336	7	68	75	4	7
Engelking	30-29	105	377	114	744	.353	19	16	37	1	188	5	77	82	7	1
Gower	30-30	107	208	93	595	.193	108	32	32	24	313	3	59	62	4	2
Hayes	7-0	10	16	12	43	.093	0	0	3	0	13	0	6	6	0	0
Nielsen	30-29	107	427	243	1169	.157	45	20	26	28	375	0	44	44	2	1
J.Roberge	16-1	27	33	22	99	.111	9	3	6	11	33	1	8	9	1	2
S.Roberge	19-1	37	77	18	156	.378	0	0	4	1	11	3	19	22	2	3
Small	28-3	70	0	0	0	.000	6	5	7	0	68	0	0	0	0	1
Taskey	24-2	52	114	60	342	.158	9	13	13	8	82	1	18	19	0	1
TOTALS	30	110	1983	878	5046	.219	1805	145	191	106	1874	41	458	270	31	24

Team Roster

No.	Name	Pos.	Ht.	Yr.	Hometown (High School / College)
1	Lisa Small	S/DS	5-7	Jr.	Galt, Calif. (Galt)
2	Meghan Barkman	MB	6-2	Fr.	Glen Ellyn, Ill. (Glenbard South)
3	Kelly Campbell	S	6-1	Sr.	Corona Del Mar, Calif. (Corona Del Mar)
5	Cory Hayes	MB	6-2	RFR.	Houston, Texas (Clements)
6	Josee Roberge	RS	6-3	So.	St.-Georges, Quebec (Polyvalente)
7	Kim Taskey	LS	5-11	Fr.	Portage, Mich. (Portage Northern)
8	Kristin Engelking	MB	5-11	Sr.	Cypress, Texas (Cypress Fairbanks)
9	Sylvie Roberge	MB	6-3	So.	St.-Georges, Quebec (Jesus-Marie)
10	Sonja Nielsen	LS	5-10	So.	Poway, Calif. (Poway)
11	Elizabeth Gower	RS/S	6-0	Fr.	Naperville, Ill. (Naperville Central)
16	Shana Bowen	LS	6-2	Sr.	San Diego, Calif. (Scripps Ranch)

HEAD COACH: Pi'i Aiu (Colorado '89)

ASSISTANT COACHES: Carrie Busteed (Colorado State '93), Robyn Read (Illinois State '96)

1999 Milestones

- ✓ **Oct. 23**—After a 3-1 loss at No. 16 Texas A&M, the Buffs hold a 12-7 record with all seven of the losses coming to ranked teams. Ten of the Buffs 12 losses on the season came to ranked teams.
- ✓ **Dec. 2**—CU advances to its ninth-straight NCAA Tournament, and 10th overall, losing in the first round to Utah. It is the Buff's 11th straight postseason appearance.
- ✓ **AWARDS**—Kelly Campbell and Kristin Engelking are named first-team All-Big 12, while Campbell also earns all-district honors and a second team *Volleyball Magazine* All-American honor, becoming the first Buff to be a two-time All-American. She is also the first player in Big 12 history to earn four first-team all-Big 12 honors. Campbell also earned four academic first-team all-Big 12 nods, is just the second academic all-district performer in school history and the first in school history to be named academic All-American.
- ✓ **STAT SHOTS**—Kelly Campbell is second in the Big 12 and seventh in the NCAA with 14.14 assists per game. Her career mark ends at 14.56, easily the top in NCAA history.
- ✓ **STAT SHOTS**—As a team, the Buffs are tops in the Big 12 with 18.03 kills and 16.41 assists per game, and both also rank second in the NCAA.
- ✓ **STAT SHOTS**—Campbell's 93 assists against Texas Tech on Nov. 13 marks the first time a player has surpassed the 90 assist plateau in a match. Campbell overtakes Nicole Vranesh as the all-time leader in CU history and also records her 5,000th and 6,000th career assist, becoming just the ninth player in NCAA history to reach 6,000 assists.
- ✓ **STAT SHOTS**—Campbell becomes the ninth player in CU history to reach 1,000 career digs.

(17-12 • 12-8 Big 12 (t-5th) • 8-5 Home • 7-6 Away • 2-1 Neutral)

-----Team Statistical Totals-----

-----Individual Statistical Leaders-----

Date	Opponent	H/A	W/L	Score	Rank	K	Att%	Ast	SA	Dig	TB	Kills	Digs	Blocks	Assists
9/1	# Central Florida	H	W	15-12, 15-13, 15-13	—	74	.229	66	4	54	15	Taskey (21)	Gower (12)	Barkman (9)	Gower (55)
9/3	# Santa Clara	H	L	15-13, 7-15, 15-12, 13-15, 4-15	—	83	.206	78	7	60	17	Taskey (23)	Gower (10)	Barkman (10)	Gower (68)
9/5	Colorado State (7)	H	L	7-15, 15-8, 5-15, 5-15	—	56	.073	49	3	59	4	Nielsen (15)	Gower (15)	S. Roberge (3)	Gower (41)
9/8	^ vs. Wisconsin (15)	N	L	11-15, 3-15, 7-15	—	27	.000	21	2	33	6	Barkman (7)	Gower (9)	Gower (4)	Gower (19)
9/9	^ vs. New Orleans	N	W	15-6, 14-16, 5-16, 15-8, 15-13	—	76	.239	59	5	56	11	S. Roberge (20)	Small (8)	Barkman (7)	Gower (54)
9/11	at Air Force	A	W	15-8, 15-11, 3-15, 16-14	—	69	.157	55	3	55	14	S. Roberge (15)	Gower (14)	Barkman (8)	Gower (47)
9/13	* at Kansas	A	L	15-6, 6-15, 12-15, 15-4, 14-16	—	73	.209	64	4	79	20	S.N./S.R. (15)	Nielsen (16)	Barkman (11)	Gower (57)
9/16	* Oklahoma	H	W	15-8, 15-12, 15-5	—	58	.272	50	6	48	12	Gower (12)	Nielsen (12)	S. Roberge (6)	Gower (35)
9/19	at Denver	A	W	15-3, 15-9, 13-15, 15-7	—	75	.263	68	4	60	9	Nielsen (16)	Nielsen (18)	M.B./S.F. (5)	Gower (59)
9/23	* at Texas A&M (23)	A	L	7-15, 13-15, 15-13, 9-15	—	70	.188	62	6	105	8	Nielsen (14)	Nielsen (23)	Barkman (5)	Gower (52)
9/27	* Nebraska (1)	H	L	5-15, 6-15, 9-15	—	38	.095	34	3	43	4	Nielsen (8)	Nielsen (14)	Nielsen (2)	Gower (26)
9/30	* at Iowa State	A	W	15-11, 15-7, 15-4	—	54	.276	46	7	47	4	M.G./S.N. (11)	Gower (11)	M.B./S.F. (2)	Gower (39)
10/4	* Baylor (RV)	H	L	11-15, 15-17, 7-15	—	58	.221	46	4	48	4	Nielsen (13)	Gower (11)	M.B./S.F. (3)	Gower (37)
10/7	* at Texas Tech (24)	A	W	15-13, 9-15, 6-15, 19-17, 15-6	—	92	.221	80	5	113	12	Nielsen (20)	Nielsen (28)	Barkman (5)	Gower (66)
10/11	* at Kansas State (RV)	A	L	8-15, 12-15, 9-15	—	50	.182	41	4	52	16	Nielsen (12)	Nielsen (16)	Barkman (8)	Gower (38)
10/14	* Texas (RV)	H	W	15-12, 15-9, 15-9	—	59	.197	55	2	55	14	Gerlach (15)	E.G./S.V. (14)	Barkman (7)	Gower (50)
10/18	* at Missouri (24)	A	L	12-15, 9-15, 10-15	—	59	.255	43	1	59	15	Nielsen (16)	Barkman (14)	M.B./J.R. (7)	Gower (42)
10/21	* Kansas	H	W	15-11, 15-12, 15-11	—	55	.183	52	4	70	15	Nielsen (15)	Barkman (15)	Barkman (7)	Gower (40)
10/25	* at Oklahoma	A	W	15-11, 15-9, 15-12	—	66	.309	54	3	41	3	Nielsen (18)	Nielsen (15)	Barkman (2)	Gower (47)
11/1	* Texas A&M (21)	H	W	15-13, 15-11, 15-12	—	78	.252	73	6	81	14	Nielsen (24)	Nielsen (16)	Barkman (10)	Gower (59)
11/4	* at Nebraska (1)	A	L	12-15, 3-15, 13-15	—	61	.208	56	2	70	6	Nielsen (15)	Nielsen (18)	Gerlach (4)	Gower (47)
11/8	* Iowa State	H	W	15-8, 15-6, 15-9	—	44	.191	37	9	36	16	Nielsen (16)	S.N./S.V. (8)	Barkman (8)	Gower (32)
11/11	* at Baylor (RV)	A	W	15-7, 8-15, 15-8, 15-10	—	79	.264	70	7	82	11	Barkman (17)	Nielsen (27)	Barkman (7)	Gower (56)
11/15	* Texas Tech (RV)	H	W	15-7, 10-15, 15-4, 12-15, 15-12	—	87	.276	81	6	73	16	Barkman (19)	Nielsen (18)	Gerlach (9)	Gower (64)
11/18	* Kansas State (24)	H	L	13-15, 11-15, 4-15	—	42	.160	35	1	34	9	Nielsen (12)	Gower (9)	Gerlach (5)	Gower (28)
11/22	* at Texas (RV)	A	W	15-5, 10-15, 15-13, 15-8	—	72	.247	58	5	79	16	Gerlach (17)	Nielsen (21)	Barkman (10)	Gower (48)
11/25	* Missouri (24)	H	W	15-9, 16-14, 15-13	—	82	.286	79	4	75	8	Nielsen (22)	S.N./S.V. (16)	Gerlach (5)	Gower (66)
12/1	\$ vs. Georgia Tech	N	W	11-15, 15-5, 16-14, 15-10	—	80	.267	73	9	90	7	Nielsen (26)	Nielsen (21)	Barkman (6)	Gower (63)
12/2	\$ at Colorado St. (6)	A	L	11-15, 15-10, 15-10, 6-15, 10-15	—	86	.230	80	3	77	11	Villwock (23)	Villwock (18)	Barkman (6)	Gower (64)

\* - Big 12 Conference Match; # - Colorado Coors Invitational, Boulder, Colo.; ^ - Nokia Sugar Bowl Classic, New Orleans, La.; NCAA First and Second Rounds, Fort Collins, Colo.; All home matches played at Coors Events/Conference Center.

## Team Statistics

Player	MP-MS	GP	K	E	TA	Pct.	Ast.	SA	SE	RE	Dig	BS	BA	TB	BE	BHE	Pts.	P/M
Barkman	29-27	105	312	108	734	.278	22	9	31	3	223	20	145	165	6	8	413.5	257.5
Fredrickson	24-6	54	53	31	148	.149	19	1	5	2	54	3	27	30	0	1	70.5	31.5
Gerlach	21-18	73	245	79	531	.313	16	19	22	1	114	9	70	79	8	1	308.0	197.0
Gower	29-29	106	203	57	491	.297	1399	24	24	2	288	6	85	91	3	30	275.5	149.5
Nielsen	29-29	106	425	214	1155	.183	60	15	28	42	406	3	47	50	5	4	466.5	173.5
J. Roberge	28-7	83	134	63	374	.190	46	5	6	0	70	6	61	67	0	5	175.5	101.5
S. Roberge	11-7	38	105	37	237	.287	3	0	0	0	10	3	35	38	5	0	125.5	83.5
Small	29-19	106	1	1	16	.000	13	27	19	3	284	0	1	1	1	2	28.5	5.5
Taskey	28-11	89	174	101	505	.145	36	13	13	36	166	2	11	13	0	4	194.5	40.5
Vesanic	13-1	30	0	0	1	.000	4	0	6	0	24	0	0	0	0	0	4.0	-2.0
Villwock	29-20	91	251	142	707	.154	48	16	28	36	197	1	40	41	3	5	298.0	74.0
TOTALS	29	106	1903	833	4897	.219	1666	129	183	128	1836	53	522	314	30	60	2346.0	1212.0

## Team Roster

No.	Name	Pos.	Ht.	Yr.	Hometown (High School / College)
1	Lisa Small	DS	5-7	Sr.	Galt, Calif. (Galt)
2	Meghan Barkman	MB	6-2	So.	Glen Ellyn, Ill. (Glenbard South)
4	Sara Villwock	LS	6-1	Fr.	Fort Collins, Colo. (Rocky Mountain)
6	Josee Roberge	RS	6-3	Jr.	St.-Georges, Quebec (Polyvalente)
7	Kim Taskey	LS	5-11	So.	Portage, Mich. (Portage Northern)
8	Sara Fredrickson	RS/MB	6-0	So.	Pagosa Springs, Colo. (Pagosa Springs/UCSB)
9	Sylvie Roberge	MB	6-3	Jr.	St.-Georges, Quebec (Jesus Marie)
10	Sonja Nielsen	LS	5-10	Jr.	Poway, Calif. (Poway)
11	Elizabeth Gower	S	6-0	So.	Naperville, Ill. (Naperville Central)
12	Monica Veasnovic	DS	5-5	Fr.	Los Altos, Calif. (St. Francis)
15	Monique Gerlach	MB	5-11	Fr.	Monarch Beach, Calif. (Santa Margarita Catholic)

HEAD COACH: P'i'i Aiu (Colorado '89)

ASSISTANT COACHES: Jill Thomason (Wyoming '95), Robyn Read (Illinois State '96)

## 2000 Milestones

- ✓ **Nov. 22** — Sophomores Meghan Barkman and Elizabeth Gower both record triple-doubles in a 3-1 win at Texas. Barkman records her fourth of the season, which would be a season record except Gower records her sixth, not only the season record, but also the career mark. Also in this match, Lisa Small, in her 95th match and 243rd game, records her first career kill on a back row attack.
- ✓ **Dec. 2** — Just a match after recording her 400th kill of the season, junior Sonja Nielsen records her 400th dig of the season in a second-round loss to Colorado State. Nielsen becomes just the second player in CU history to record 400 kills and digs, joining Ram assistant coach Karrie Downey. Both players wore jersey No. 10.
- ✓ **SEASON** — Monique Gerlach hits .313 to become the first freshman to lead the Buffs in attack percentage.
- ✓ **SEASON** — Sonja Nielsen leads the Buffs in kills and digs for the second straight season, while Meghan Barkman leads in blocks for the second straight year and Lisa Small leads the Buffs in Service Aces.
- ✓ **SEASON** — Elizabeth Gower picked up where Kelly Campbell left off, being named All-District and All-Big 12. Meghan Barkman and Sonja Nielsen join her on the All-Big 12 team.
- ✓ **SEASON** — After recording a 8-9 record through 17 matches, the third worst in program history, the Buffs rebound to finish the regular season with an 8-2 mark, advance to their 10th straight NCAA Tournament and come within an eyelash of the Sweet 16, pusing No. 6 Colorado State to five games in the second round.

(19-11 • 13-7 Big 12 (4th) • 12-2 Home • 5-9 Away • 2-0 Neutral)

Date	Opponent	H/A	W/L	Score	-----Team Statistical Totals-----										-----Individual Statistical Leaders-----			
					Rank	K	Att%	Ast	SA	Dig	TB	Kills	Digs	Blocks	Assists			
8/31	# Clemson	H	W	29-31, 30-15, 30-17, 30-26	NR	81	.352	74	6	54	7	Gerlach (21)	Russell (16)	mb/sr/mg (3)	Gower (62)			
9/1	# LoyolaMarymont (24)	H	W	30-20, 30-22, 30-28	NR	46	.252	44	6	48	10	Russell (12)	EG/MG (9)	Barkman (8)	Gower (36)			
9/2	# Oral Roberts (RV)	H	W	30-20, 30-25, 25-30, 30-28	NR	77	.301	74	6	59	9	Gerlach (17)	Taskey (15)	Gerlach (7)	Gower (58)			
9/6	\$ at BYU (16)	A	L	35-33, 25-30, 30-26, 27-30, 10-15	23	77	.214	73	7	63	10	KT/MG (16)	Taskey (12)	Roberge (6)	Gower (53)			
9/7	\$ vs. Missouri State	N	W	30-23, 21-30, 30-24, 30-26	23	77	.264	69	4	52	7	Russell (17)	mg/sr/mv (10)	mb/mg (3)	Gower (59)			
9/8	at Utah (19)	A	L	30-22, 30-21, 27-30, 22-30, 10-15	23	67	.147	60	3	65	9	Barkman (19)	Russell (14)	Barkman (5)	Gower (49)			
9/19	* Nebraska (1)	H	L	27-30, 16-30, 23-30	NR	38	.007	35	1	53	4	Russell (8)	Russell (20)	mb/jr (3)	Gower (29)			
9/22	* at Baylor (RV)	A	W	30-25, 27-30, 30-26, 31-29	NR	68	.278	65	9	71	12	Villwock (18)	Villwock (14)	Barkman (10)	Gower (53)			
9/26	* Texas Tech (RV)	H	W	30-24, 30-17, 30-22	NR	56	.322	52	4	42	9	Russell (13)	Russell (10)	Gerlach (5)	Gower (40)			
9/29	* at Kansas	A	L	24-30, 27-30, 30-21, 25-30	NR	66	.247	53	4	46	12	Gerlach (18)	Russell (12)	Gerlach (7)	Gower (49)			
10/3	* at Texas A&M (16)	A	W	23-30, 24-30, 30-28, 30-24, 15-10	NR	83	.260	78	3	79	14	Villwock (19)	Russell (24)	Barkman (6)	Gower (67)			
10/5	Denver	H	W	30-21, 30-16, 30-28	NR	52	.294	47	10	39	13	Villwock (17)	Villwock (8)	mb/sf (5)	Gower (24)			
10/6	* Kansas State (25)	H	W	30-20, 27-30, 30-28, 31-29	NR	80	.232	79	4	88	13	Russell (22)	Villwock (22)	Gower (6)	Gower (66)			
10/10	* Texas (RV)	H	W	30-17, 32-30, 33-31	23	60	.279	54	8	64	12	Gerlach (19)	Taskey (13)	Gerlach (7)	Gower (47)			
10/13	* Iowa State	H	W	30-12, 30-11, 30-26	23	50	.312	48	5	66	7	Villwock (16)	Gerlach (13)	mb/sv (3)	Gower (31)			
10/15	at Colorado State (8)	A	L	23-30, 23-30, 18-30	20	45	.171	43	0	44	9	Villwock (13)	Gower (13)	Barkman (4)	Gower (37)			
10/17	* at Missouri (RV)	A	L	26-30, 30-18, 23-30, 22-30	20	61	.235	58	3	50	12	Taskey (16)	Taskey (15)	Barkman (9)	Gower (44)			
10/24	* Texas A&M (14)	H	L	19-30, 23-30, 24-30	24	46	.121	43	3	45	7	Gerlach (11)	Barkman (11)	Barkman (4)	Gower (33)			
10/27	* at Iowa State	A	W	30-20, 30-22, 30-23	24	53	.247	49	2	67	4	Taskey (13)	Barnes (16)	mg/eg (2)	Gower (28)			
10/28	* at Oklahoma	A	W	30-21, 30-22, 30-23	24	51	.291	48	6	40	11	Russell (13)	Taskey (9)	Roberge (5)	Gower (23)			
10/31	* Baylor (RV)	H	W	23-30, 27-30, 30-22, 30-26, 15-13	22	81	.279	76	4	81	13	Gerlach (25)	Russell (25)	Barkman (6)	Gower (63)			
11/3	* at Texas Tech (RV)	A	W	30-26, 24-30, 30-25, 30-28	22	68	.219	66	0	57	19	Gerlach (22)	Barnes (11)	Barkman (12)	Gower (60)			
11/7	* Missouri (RV)	H	W	30-27, 30-24, 30-26	21	56	.238	51	0	70	12	Russell (16)	Russell (16)	Barkman (7)	Gower (43)			
11/10	* at Kansas State (25)	A	L	30-27, 25-30, 26-30, 18-30	21	64	.159	46	4	82	14	mg/sr (15)	Russell (25)	Barkman (7)	Gower (40)			
11/14	* at Texas (RV)	A	L	30-32, 24-30, 25-30	25	45	.168	43	3	58	6	Barkman (15)	Russell (21)	Gerlach (4)	Gower (23)			
11/17	* Oklahoma	H	W	30-22, 30-25, 30-26	25	54	.213	53	5	61	12	Villwock (10)	Barkman (13)	Barkman (7)	Gower (24)			
11/21	* at Nebraska (2)	A	L	23-30, 17-30, 24-30	NR	44	.121	41	1	44	4	Villwock (13)	mb/ab/sv (8)	sf/mb/jr/sv (2)	Gower (36)			
11/24	* Kansas	H	W	30-25, 30-27, 30-23	NR	58	.299	56	2	68	13	Russell (16)	Villwock (18)	Barkman (10)	Gower (36)			
11/30	& American	N	W	30-25, 30-22, 30-22	NR	55	.406	50	1	39	9	Barkman (18)	Villwock (15)	Roberge (5)	Gower (42)			
12/1	& at Colorado State (9)	A	L	30-28, 17-30, 21-30, 33-31, 14-16	NR	73	.220	69	2	56	8	Gerlach (23)	Villwock (18)	Barkman (4)	Gower (57)			

\* - Big 12 Conference Match; # - Colorado PowerBar Invitational, Boulder, Colo.; \$ - BYU/Mizuno Invitational, Provo, Utah; & - NCAA First- and Second-Rounds, Fort Collins, Colo.

## Team Statistics

Player	MP-MS	GP	K	E	TA	Pct.	Ast.	SA	SE	RE	Dig	BS	BA	TB	BE	BHE	Pts.
Villwock	30-21	93	252	149	710	0.145	54	14	35	39	236	10	36	46	3	3	294.0
Barkman	30-29	107	346	85	725	0.360	22	5	13	1	172	19	132	151	4	6	436.0
Pilkington	6-0	7	0	1	1	-1.000	0	0	1	0	5	0	0	0	0	0	0.0
Barnes	28-16	83	26	13	85	0.153	119	8	15	3	170	0	10	10	0	3	39.0
Roberge	30-4	100	111	58	313	0.169	37	0	0	2	38	9	78	87	4	3	159.0
Taskey	27-12	82	134	74	403	0.149	39	15	16	43	165	0	16	16	1	1	157.0
Fredrickson	23-0	36	37	20	90	0.189	2	5	3	0	18	2	25	27	0	0	56.5
Russell	27-27	98	320	192	878	0.146	82	14	26	47	352	4	42	46	6	3	359.0
Gower	30-30	109	214	56	523	0.302	1312	23	22	0	243	3	64	67	5	25	272.0
Vesanovic	21-10	57	0	0	0	0.000	16	6	7	4	83	0	0	0	0	0	6.0
Donahue	25-0	56	0	0	4	0.000	4	6	6	0	56	0	0	0	0	0	5.0
Dudoit	10-0	13	3	3	17	0.000	4	0	1	2	1	0	5	5	1	0	5.5
Gerlach	30-30	107	387	111	803	0.344	20	20	27	5	212	15	76	91	10	3	460.0
TOTALS		109	1830	762	4552	0.235	1711	116	172	153	1751	62	484	304	34	47	2055.5

## Team Roster

No.	Name	Pos.	Ht.	Cl.-Exp.	Hometown (High School / College)
1	Sara Villwock	LS	6-1	So.-1L	Fort Collins, Colo. (Rocky Mountain)
2	Meghan Barkman	MB	6-2	Jr.-2L	Glen Ellyn, Ill. (Glenbard South)
3	Haley Pilkington	S/DS	5-5	Fr.-HS	Fort Collins, Colo. (Fort Collins)
5	Allison Barnes	S/RS	6-0	Fr.-HS	Arlington, Texas (James Martin)
6	Josee Roberge	RS	6-3	Sr.-3L	St.-Georges, Quebec (Polyvalente)
7	Kim Taskey	LS	5-11	Jr.-2L	Portage, Mich. (Portage Northern)
8	Sara Fredrickson	MB	6-0	Jr.-1L	Pagosa Springs, Colo. (P. Springs/UCSB)
10	Sonja Russell	LS	5-10	Sr.-3L	Poway, Calif. (Poway)
11	Elizabeth Gower	S	6-0	Jr.-2L	Naperville, Ill. (Naperville Central)
12	Monica Vesanovic	DS	5-5	So.-1L	Los Altos, Calif. (St. Francis)
13	Brooke Donahue	DS	5-8	Fr.-HS	Manhattan Beach, Calif. (Mira Costa)
14	Pi'ikea Dudoit	LS	5-11	Fr.-HS	Honolulu, Hawai'i (Kamehameha)
15	Monique Gerlach	MB	5-11	So.-1L	Monarch Beach, Calif. (S. Margarita Cath.)

HEAD COACH: Pi'i Aiu (Colorado '89)

ASSISTANT COACHES: Jil Thomason (Wyoming '95), Ricci Luyties (UCLA '85)

## 2001 Milestones

- ✓ **Nov. 11**—Junior Elizabeth Gower once again recorded a triple double in impressive fashion, with her 40 assists, 14 kills, and 13 digs performance at Kansas State. Gower continues to add to her already outstanding CU record of eight career triple doubles, and her second of the 2001 campaign.
- ✓ **Nov. 24**—With 10 blocks in the regular-season finale, junior Meghan Barkman surpassed Allison Koepke (441, 1994-97) in career blocks. Meghan would add eight more in the NCAA Tournament and enter her senior season with a total of 450 career blocks.
- ✓ **Season**—The Buffs finished off their 15th anniversary season with its 13th consecutive postseason appearance. The Buffs are one of just 10 teams to make each of the last 11 tournaments in the NCAA and only Nebraska has a longer streak from the Big 12.
- ✓ **Season**—Although CU finished the season with a heart-breaking loss to intrastate rival Colorado State, the Buffs managed to earn recognition from coaches around the nation and emerge in the final polls at the No. 23 spot. It marks the fourth time in five years the Buffs have finished in the final rankings under the coaching of Pi'i Aiu.
- ✓ **Season**—Sophomore Monique Gerlach set a new CU record for most kills by a middle blocker in a season (387), breaking an eight-year-old mark set by Janine Zumerchik (383).
- ✓ **Season**—The combination of Meghan and Monique has proven to be the best middle blocker duo in school history. The two combined have the best average for kills per game, blocks per game, attack percentage, and assists per game by any two middle blockers in CU history.
- ✓ **Awards**—Three Buffaloes were named to the All-Big 12 teams. Juniors Elizabeth Gower and Meghan Barkman were selected to the All-Big 12 first team, for Gower it was her second straight selection to the first team, and Barkman's first time following her honorable mention selection in 2000. Sophomore Monique Gerlach was also selected to the All-Big 12 honorable mention squad.

(15-15 • 9-11 Big 12 (7th) • 8-6 Home • 5-7 Away • 2-7 Neutral)

Date	Opponent (Rank)	Rank	Rec.	WL	Score	Score-by-Game	Team Statistical Totals					Individual Statistical Leaders				
							K	Att%	Ast	SA	Dig	TB	Kills	Digs	Blocks	Assists
8/30	#UCLA (11)	21	0-1	L	1-3	15-30, 28-30, 30-26, 27-30	45	.114	42	6	57	4	Gerlach(9)	Taskey(14)	Gerlach(2)	Gower(35)
8/31	#Ohio State (9)	21	0-2	L	2-3	30-32, 21-30, 30-26, 30-21, 11-15	56	.214	52	6	67	13	Taskey(15)	Taskey(17)	Barkman(7)	Gower(41)
9/1	#Hawaii(4)	21	0-3	L	0-3	18-30, 21-30, 22-30	41	.141	41	1	51	3	Gerlach(12)	Gerlach(12)	Griffin(2)	Gower(32)
9/6	\$Saint Louis	RV	1-3	W	3-0	30-18, 30-26, 30-23	52	.352	52	8	44	2	Barkman(15)	Barkman(15)	Barkman(2)	Gower(40)
9/7	\$Notre Dame	RV	2-3	W	3-0	30-25, 30-24, 30-26	41	.180	39	3	33	4	Gerlach(13)	Gerlach(13)	Gerlach(4)	Gower(32)
9/7	\$Loyola Marymount	RV	2-4	L	0-3	22-30, 27-30, 18-30	46	.154	36	4	39	2	Gower(12)	Gower(12)	Carr(2)	Gower(21)
9/10	CSU (17)	RV	3-4	W	3-1	17-30, 30-23, 30-27, 30-26	48	.116	41	5	53	15	Barkman(12)	Barkman(12)	Gerlach(7)	Gower(37)
9/13	#BOWLING GREEN	RV	4-4	W	3-0	30-16, 31-29, 30-24	52	.324	45	5	21	5	Gerlach(11)	Gerlach(11)	Barkman(3)	Gower(24)
9/13	#TEXAS-ARLINGTON	RV	5-4	W	3-1	30-20, 30-28, 28-30, 30-16	76	.267	68	6	85	11	Carr(20)	Carr(24)	Barkman(6)	Gower(56)
9/14	MAINE	RV	6-4	W	3-0	30-15, 30-15, 30-17	50	.478	45	8	29	7	Griffin(8)	Fredrickson(4)	Griffin(5)	Barnes(27)
9/18	*Baylor	RV	7-4	W	3-1	27-30, 30-28, 30-18, 30-27	69	.350	66	8	46	10	Gerlach(27)	Taskey(10)	Barkman(4)	Gower(59)
9/21	*TEXAS A&M (17)	RV	8-4	W	3-2	23-30, 30-22, 30-28, 28-30, 15-11	75	.214	70	10	58	12	Gerlach(19)	Taskey(15)	Gerlach(6)	Gower(56)
9/25	*KANSAS	23	8-5	L	2-3	30-19, 21-30, 31-29, 28-30, 13-15	64	.156	64	4	55	17	Gerlach(18)	Gower(12)	Barkman(8)	Gower(47)
9/28	*MISSOURI	23	8-6	L	2-3	30-25, 30-23, 27-30, 17-30, 11-15	69	.134	6	6	60	13	Taskey(19)	Taskey(11)	Barkman(8)	Gower(43)
10/2	*at Nebraska (5)	RV	8-7	L	0-3	23-30, 24-30, 16-30	44	.092	42	3	38	4	Gerlach(12)	Gower(9)	Gerlach(3)	Gower(36)
10/5	*OKLAHOMA	RV	9-7	W	3-1	30-16, 30-25, 28-30, 30-17	81	.292	72	5	65	12	Taskey(18)	Gower(12)	Barkman(7)	Barnes(48)
10/12	*Kansas State	NR	9-8	L	1-3	23-30, 24-30, 30-17, 23-30	69	.206	64	3	84	1	Gerlach(17)	Taskey(22)	Barkman(3)	Barnes(41)
10/16	*TEXAS (25)	NR	9-9	L	0-3	28-30, 28-30, 24-30	46	.077	44	3	44	10	Barkman(14)	Taskey(11)	Barkman(7)	Gower(28)
10/19	*Texas Tech	NR	10-9	W	3-1	31-33, 36-34, 31-29, 30-2	79	.275	67	1	68	15	Gerlach(23)	Taskey(23)	Santillana(7)	Gower(55)
10/23	*Iowa State	NR	11-9	W	3-1	28-30, 30-21, 31-29, 30-20	68	.189	62	7	71	7	Gerlach(17)	Taskey(14)	Gerlach(3)	Gower(43)
10/26	*KANSAS STATE	NR	11-10	L	0-3	22-30, 19-30, 31-33	48	.136	47	4	52	1	Barkman(9)	Taskey(15)	Gerlach(3)	Gower(29)
10/30	*NEBRASKA (4)	NR	11-11	L	0-3	23-30, 20-30, 26-30	44	.056	41	1	52	5	Barkman(12)	Barkman(14)	Barkman(3)	Gower(33)
11/2	*Texas A&M	NR	11-12	L	2-3	24-30, 30-28, 25-30, 30-19, 5-15	68	.228	64	8	75	11	Gerlach(21)	Carr(18)	Barkman(7)	Gower(49)
11/6	*Texas	NR	12-12	W	3-1	30-20, 20-30, 37-35, 30-20	78	.321	67	3	57	9	Gerlach(22)	Taskey(17)	Barkman(5)	Gower(51)
11/9	*IOWA STATE	NR	13-12	W	3-0	30-21, 30-20, 30-19	47	.244	46	7	57	6	Gerlach(12)	Barkman(13)	Barkman(3)	Gower(37)
11/13	*Missouri (24)	NR	13-13	L	1-3	30-25, 18-30, 23-30, 16-30	57	.266	50	2	43	9	Barkman(15)	Gower(12)	Gerlach(6)	Gower(37)
11/20	*TEXAS TECH	NR	13-14	L	0-3	26-30, 24-30, 29-31	39	.111	37	7	48	11	Gerlach(9)	Barkman(15)	Barkman(3)	Gower(29)
11/23	*Oklahoma	NR	14-14	W	3-0	30-27, 31-29, 30-25	54	.252	47	5	52	6	Gerlach(11)	Taskey(11)	Santillana(2)	Gower(35)
11/27	*BAYLOR	NR	15-14	W	3-0	30-22, 30-25, 30-26	46	.217	43	7	45	10	Barkman(13)	Barnes(9)	Gerlach(4)	Gower(37)
11/30	*Kansas	NR	15-15	L	1-3	30-22, 17-30, 22-30, 33-35	62	.259	56	4	55	12	Barkman(13)	Carr(10)	Barkman(6)	Gower(48)

\*Big 12 Conference Match; #-Hawaiian Airlines Wahine Classic, Honolulu, Hawaii; \$-LMU Volleyball Classic, Los Angeles, Calif.; Colorado Powerbar Invitational, Boulder, Colo.

## Team Statistics

Player	MP-MS	GP	K	E	TA	Pct.	Ast.	SA	SE	RE	Dig	BS	BA	TB	BE	BHE
Hays	22-11	54	68	38	192	.156	13	6	18	1	13	2	19	21	2	4
Barkman	30-29	107	305	116	751	.252	24	21	26	1	184	12	103	115	7	2
Santillana	28-14	83	177	86	444	.205	19	1	3	4	53	12	53	65	8	7
Masumiya	30-9	51	2	0	21	.000	1	1	6	4	19	0	0	0	0	0
Barnes	20-7	111	20	6	38	.368	230	30	18	11	184	0	8	8	1	5
Taskey	30-29	108	236	127	685	.159	62	22	24	59	320	4	34	38	4	1
Fredrickson	23-9	61	105	68	326	.113	20	11	8	20	94	8	19	27	3	0
Griffin	16-1	29	34	16	79	.228	5	1	3	0	4	1	11	12	0	0
Carr	30-22	97	177	131	522	0.88	45	4	7	20	259	5	19	24	2	1
Gower	30-30	109	176	61	490	.235	1115	118	15	3	240	7	49	56	5	13
Vesanovic	29-4	97	2	0	2	1.000	12	8	14	16	83	1	1	2	0	1
Gerlach	30-30	111	419	128	879	.331	29	29	34	3	167	11	81	92	15	2
TOTALS	30	111	1721	777	4410	.214	1575	152	176	157	1620	63	397	267.5	47	36

## Team Roster

No.	Name	Pos.	Ht.	Cl.-Exp.	Hometown (High School / College)
1	Drew Hays	LS	6-0	Fr. - HS	Amarillo, Texas (Amarillo)
2	Meghan Barkman	MB	6-2	Sr. - 3L	Glen Ellyn, Ill. (Glenbard South)
4	Maragda Santillana	RS	6-4	Fr. - HS	Barcelona, Spain (J. Blume)
5	Allison Barnes	S	6-0	So. - 1L	Arlington, Texas (James Martin)
6	Kelly Masumiya	DS	5-3	Fr. - HS	Highlands Ranch, Colo. (Smoky Hill)
7	Kim Taskey	LS	5-11	Sr. - 3L	Portage, Mich. (Portage Northern)
8	Sara Fredrickson	MB	6-0	Sr. - 2L	Pagosa Springs, Cob. (Pagosa Springs)
9	Allie Griffin	MB	6-0	Fr. - HS	San Diego, Calif. (Santa Fe Christian)
10	Nicole Carr	LS	6-0	Fr. - HS	Wauwatosa, Wis. (Wauwatosa East)
11	Elizabeth Gower	S	6-0	Sr. - 3L	Naperville, Ill. (Naperville Central)
12	Monica Vesanovic	DS	5-5	Jr. - 2L	Los Altos, Calif. (St. Francis)
15	Monique Gerlach	MB	5-11	Jr. - 2L	Monarch Beach, Calif. (Santa

HEAD COACH: Pi'i Aiu (Colorado '89)

ASSISTANT COACHES: Jill Thomason (Wyoming '95), Ricci Luyties (UCLA '85)

## 2002 Milestones

- ✓ **Sept. 7**—With a three-game victory over Loyola Marymount, head coach Pi'i Aiu became the second volleyball coach in Colorado history to record 100 career wins.
- ✓ **Sept. 14**—With a three-game win over the Maine BlackBears the CU spikers captures their second straight PowerBar Invitational and their ninth title overall. Colorado cruised past Bowling Green, Texas-Arlington, and Maine respectively, losing only one game in the entire tournament.
- ✓ **Nov. 11**—Junior middle blocker Monique Gerlach became the fourth Buffalo in CU volleyball history to reach the 1,000-career kill mark by the end of her junior season. Gerlach ties with Sarah Lodge as the fastest to reach the milestone, as both did so in their 77th match in a CU uniform.
- ✓ **Season**—Colorado finished the 2002 season with a 15-15 record continuing the trend of over .500 seasons, this season marks the 15th consecutive that CU has had a .500 winning percentage or better.
- ✓ **Awards**—Monique Gerlach earned the top honors of the team as she was selected to the first-team All-Region squad, just the third Buff to gain that honor, and was also selected as first-team All-Big 12.
- ✓ **Career**—Senior Meghan Barkman left Colorado the all-time blocks leader. After capturing the record at the end of her junior season, Barkman continued turning away opposition attacks in her senior campaign finishing her career with a total of 564 blocks; 123 more than any player in school history and 304 more than any active player.

(21-10 • 13-7 Big 12 (t-3rd) • 10-2 Home • 7-6 Away • 4-2 Neutral)

Date	Opponent (Rank)	Rank	W/L	Rec	Score	Score-by-Game	Team Statistical Totals										Individual Statistical Leaders		
							K	Att%	Ast	SA	Dig	TB	Kills	Digs	Blocks	Assists			
8/29	Ivs. SE Missouri State	—	W	1-0	3-0	31-29, 30-16, 30-21	55	.283	46	4	60	9	N.C./M.G. (14)	Santillana (15)	Zimmerman (5)	Ash. Nu'u (28)			
8/29	Ivs. Penn State (11)	—	L	1-1	1-3	30-26, 22-30, 27-30, 25-30	61	.162	58	9	63	6	Carr (17)	Carr (15)	Ash. Nu'u (3)	Ash. Nu'u (39)			
8/30	Ivs. Rhode Island	—	W	2-1	3-0	30-15, 30-24, 32-30	60	.400	57	10	52	4	Santillana (16)	Carr (14)	Zimmerman (3)	Barnes (48)			
8/31	Ivs. Maine	—	W	3-1	3-0	30-22, 30-24, 30-28	58	.255	53	2	66	7.5	Gerlach (19)	Carr (18)	Bossow (4)	Barnes (43)			
9/5	#vs. Central Florida	—	W	4-1	3-0	30-22, 30-26, 30-23	45	.214	40	4	48	9	Carr (12)	Zimmerman (11)	Gerlach (5)	Barnes (31)			
9/6	#vs. Illinois State	—	W	5-1	3-2	29-31, 30-16, 27-30, 30-19, 15-7	80	.304	73	10	62	12.5	N.C./M.S. (19)	Carr (16)	Griffin (7)	Barnes (58)			
9/6	#at Denver	—	W	6-1	3-0	30-23, 30-25, 30-25	55	.298	46	4	53	14.5	N.C./M.G. (13)	M.S./M.G. (13)	Gerlach (9)	Barnes (42)			
9/9	at Colorado State (RV)	—	L	6-2	1-3	30-25, 20-30, 22-30, 20-30	53	.100	43	4	43	14	Gerlach (15)	Griffin (11)	Griffin (7)	Barnes (28)			
9/12	^OREGON	—	W	7-2	3-0	30-22, 30-23, 30-23	48	.323	48	7	37	5	Gerlach (12)	Carr (13)	Griffin (4)	Barnes (38)			
9/14	^VILLANOVA	—	W	8-2	3-0	30-20, 30-20, 30-25	57	.274	56	7	58	7	Griffin (14)	Carr (15)	A.G./N.C. (3)	Barnes (48)			
9/17	*TEXAS TECH	—	W	9-2/1-0	3-1	30-22, 28-30, 30-20, 30-22	76	.250	67	5	55	11	Zimmerman (19)	Gerlach (11)	Zimmerman (5)	Barnes (60)			
9/20	*at Kansas	—	L	9-3/1-1	0-3	24-30, 28-30, 25-30	48	.221	42	3	36	3	Griffin (16)	Carr (9)	Gerlach (2)	Barnes (25)			
9/24	*at Texas A&M (25)	—	L	9-4/1-2	2-3	30-24, 28-30, 28-30, 30-26, 13-15	88	.290	76	3	94	6	Griffin (27)	Carr (20)	Gerlach (4)	Barnes (63)			
9/27	*IOWA STATE	—	W	10-4/2-2	3-1	30-22, 30-21, 32-34, 30-19	67	.160	60	4	69	10	Griffin (21)	Gerlach (15)	Zimmerman (7)	Barnes (31)			
10/1	*at Nebraska (7)	—	L	10-5/2-3	0-3	22-30, 24-30, 16-30	37	.107	33	0	52	2	Griffin (8)	Griffin (12)	Gerlach (2)	Ash. Nu'u (17)			
10/4	*TEXAS	—	W	11-5/3-3	3-0	32-30, 30-28, 30-26	63	.261	56	11	41	4	Carr (16)	Barnes (11)	A.Z./A.G. (3)	Barnes (51)			
10/11	*at Baylor	—	W	12-5/4-3	3-0	30-21, 30-25, 30-25	55	.300	52	9	60	9.5	Santillana (15)	Gerlach (13)	Gerlach (7)	Barnes (38)			
10/15	*OKLAHOMA	—	W	13-5/5-3	3-0	30-22, 30-24, 30-19	60	.336	56	6	38	2	Santillana (16)	Carr (10)	MS/MG/AshN (1)	Barnes (35)			
10/18	*at Kansas State (8)	—	L	13-6/5-4	0-3	25-30, 21-30, 17-30	34	.140	31	3	26	6	Santillana (10)	Barnes (6)	Gerlach (4)	Barnes (30)			
10/22	*at Missouri (24)	—	L	13-7/5-5	0-3	29-31, 27-30, 25-30	50	.184	47	8	50	5	Griffin (14)	Carr (12)	M.S./A.G. (2)	Barnes (24)			
10/24	*KANSAS	—	W	14-7/6-5	3-2	31-29, 26-30, 30-26, 20-30, 15-13	66	.130	61	6	69	9	Santillana (24)	Carr (19)	Griffin (5)	Barnes (48)			
10/29	*at Iowa State	—	W	15-7/7-5	3-2	29-31, 30-18, 18-30, 30-27, 15-10	68	.238	66	3	74	13	Santillana (20)	Carr (13)	Zimmerman (7)	Barnes (42)			
11/1	*KANSAS STATE (11)	—	L	15-8/7-6	1-3	24-30, 30-20, 26-30, 22-30	56	.133	56	7	61	15	M.S./A.G. (16)	A.B./A.Z. (11)	AZ/AG/MG (5)	Barnes (33)			
11/5	*BAYLOR	—	W	16-8/8-6	3-0	30-22, 30-23, 30-15	52	.288	49	8	47	9	Carr (14)	Carr (11)	AG/NC/MG (3)	Ash. Nu'u (21)			
11/8	*at Texas Tech	—	W	17-8/9-6	3-0	30-17, 30-23, 30-25	53	.310	51	3	57	14.5	Carr (12)	Carr (21)	Ash. Nu'u (7)	Barnes (28)			
11/12	*TEXAS A&M (18)	—	W	18-8/10-6	3-2	30-25, 23-30, 31-29, 17-30, 15-12	69	.196	67	3	72	16	Santillana (20)	Carr (20)	M.S./AshN (5)	Ash. Nu'u (39)			
11/19	*at Texas	RV	W	19-8/11-6	3-0	32-30, 30-24, 32-30	60	.366	49	5	36	9	Santillana (16)	A.Z./A.G. (6)	Ash. Nu'u (6)	Barnes (22)			
11/22	*MISSOURI	RV	W	20-8/12-6	3-2	30-22, 21-30, 30-21, 17-30, 16-14	78	.223	76	4	77	11	Carr (19)	Carr (24)	Griffin (5)	Barnes (39)			
11/26	*NEBRASKA (10)	RV	L	20-9/12-7	1-3	31-33, 30-15, 18-30, 26-30	58	.096	54	4	60	6	Carr (15)	Gerlach (12)	Ash. Nu'u (3)	Barnes (28)			
11/28	*Oklahoma	RV	W	21-9/13-7	3-0	30-28, 30-28, 30-22	53	.364	50	5	50	11	Gerlach (13)	Carr (11)	Ash. Nu'u (5)	Barnes (24)			
12/5	@vs. Michigan	RV	L	21-10	0-3	22-30, 22-30, 11-30	31	.020	25	2	35	5	Santillana (10)	Santillana (9)	M.S./AshN (2)	Ash. Nu'u (9)			

\*Big 12 Conference Match; !-Maine Sea-Sun Invitational, Orono, Maine; #-Denver University Invitational, Denver, Colo.; ^-Colorado Invitational, Boulder, Colo.; @-NCAA First Round, Berkeley, Calif.

Team Statistics

Player	MP-MS	GP	K	E	TA	Pct	Ast.	SA	SE	RE	Dig	BS	BA	TB	BE	BHE	Pts
Gerlach	31-31	111	376	120	799	.320	30	31	45	24	254	16	77	93	14	4	461.5
Ash. Nu'u	22-2	60	56	14	135	.311	369	1	2	0	56	18	30	48	4	7	90.0
Barnes	31-29	101	73	22	164	.311	1042	33	12	2	203	1	22	23	6	9	118.0
Zimmerman	31-31	110	195	70	468	.267	48	20	47	28	217	8	75	83	9	2	260.5
Griffin	31-31	111	343	170	834	.207	61	5	13	2	172	14	72	86	9	1	398.0
Santillana	30-25	95	324	167	778	.202	14	19	16	18	165	24	29	53	7	1	381.5
Carr	31-30	111	331	174	889	.177	46	25	15	25	388	9	29	38	3	2	379.5
Amb. Nu'u	26-7	88	81	47	235	.145	27	6	11	39	175	0	3	3	0	0	88.5
Bossow	14-0	23	15	13	52	.038	0	0	3	0	4	1	12	13	1	0	22.0
Masumiya	21-0	37	0	0	1	.000	5	5	5	2	26	0	0	0	0	0	5.0
Morgado	1-0	1	0	0	0	.000	0	0	0	0	1	0	0	0	0	0	0.0
Vesanovic	30-0	94	0	1	3	-.333	2	19	22	0	50	0	0	0	0	0	19.0
TEAM																	
TOTALS	31	111	1794	798	4358	.229	1644	164	191	162	1711	91	349	265.5	54	26	2223.5
Opponent	31	111	1568	750	4301	.190	1395	162	210	164	1452	83	536	351.0	48	18	2082.0

Team Roster

No.	Name	Pos.	Ht.	Cl.	Exp.	Hometown (High School / College)
1	Lynsey Mann	MB	6-3	So.	TR	Highlands Ranch, Colo. (Fountain-Ft. Carson/Western State)
2	Ashley Nu'u	S	5-10	Fr.	HS	Aurora, Colo. (Smoky Hill)
3	Amber Nu'u	OH	5-11	Fr.	HS	Aurora, Colo. (Smoky Hill)
4	Maragda Santillana	OH	6-4	So.	1L	Barcelona, Spain (Ses Joaquim Blume)
5	Allison Barnes	S	6-0	Jr.	2L	Arlington, Texas (James Martin)
6	Kelly Masumiya	DS/L	5-3	So.	1L	Highlands Ranch, Colo. (Smoky Hill)
7	Austin Zimmerman	OH/MB	6-0	Fr.	HS	Cheney, Wash. (Lewis and Clark)
9	Allie Griffin	MB	6-0	So.	1L	Baton Rouge, La. (Santa Fe Christian, San Diego, Calif.)
10	Nicole Carr	OH	6-0	So.	1L	Wauwatosa, Wis. (Wauwatosa East)
11	Lara Bossow	OH	6-0	Fr.	HS	Vail, Colo. (Vail Mountain School)
12	Monica Vesanovic	DS/L	5-5	Sr.	3L	Los Altos, Calif. (St. Francis)
13	Krislen Morgado	DS/L	5-6	So.	HS	Pearl City, Hawai'i (Punahou)
15	Monique Gerlach	MB	5-11	Sr.	3L	Monarch Beach, Calif. (Santa Margarita Catholic)

HEAD COACH: Pi'i Aiu (Colorado '89)  
ASSISTANT COACHES: Jill Thomason (Wyoming '95), Ricci Luyties (UCLA '85)

2003 Milestones

- ✓ **Oct. 24**—In an epic five-game win over Kansas, senior middle blocker Monique Gerlach became the fifth CU player to reach 1,300 career kills and junior setter Allison Barnes became the sixth Buffalo to reach 1,000 career assists.
- ✓ **Nov. 12**—CU broke a 10-match losing streak against ranked teams with a five-game win over No. 18 Texas A&M in Boulder. In the match Monique Gerlach recorded her 1,359th kill to pass Tina Murray for fourth place on CU's all-time list.
- ✓ **Nov. 24**—Sophomore outside hitter Nicole Carr was named Big 12 Conference Volleyball Player of the Week. Carr averaged 4.25 kills, 3.62 digs and hit .301 in wins at Texas and home against Missouri. She had 19 kills and a career and team season-high 24 digs against the Tigers.
- ✓ **Season**—CU was the most improved team in the Big 12 Conference in 2003 in terms of league wins over the prior year. The Buffs were 9-11 in the Big 12 in 2002 and were picked by league coaches to repeat their seventh place showing, yet the much-improved Buffs finished four wins better at 13-7 and a tie for third place, their best finish since 1998.
- ✓ **Season**—Nicole Carr registered 388 digs in 2003, the eighth best single-season total in team history. Freshman Ashley Nu'u had 369 kill assists, the fifth-most by a first-year Buff.
- ✓ **Career**—Monique Gerlach's name is prominent in several of CU's career top 10 lists. She finished her career second in hitting percentage, fourth in kills, fifth in blocks, seventh in attacks and eighth in service aces.
- ✓ **Awards**—Monique Gerlach took home plenty of post-season honors. She was named to the All-Big 12 first team and the AVCA All-Central Region first team for the second-straight year. Gerlach also earned honorable mention to the AVCA All-America team and was named CU's Outstanding Senior Athlete of the Year. Gerlach, Allison Barnes and Nicole Carr were named to; the Academic All-Big 12 Volleyball first team while senior Monica Vesanovic was named to the second team.

HISTORY

(14-14 - 9-11 Big 12 (t-6th) - 10-5 Home - 3-8 Away - 1-1 Neutral)

Date	Opponent (Rank)	Rank W/L	Rec	Score	Score-by-Game	Team Statistical Totals						Individual Statistical Leaders			
						K	Att%	Ast	SA	Dig	TB	Kills	Digs	Blocks	Assists
9/1	DENVER	RV W	1-0	3-1	30-15, 28-30, 30-20, 30-21	71	.402	64	4	48	11	Griffin (21)	Carr (16)	MS/LB/AG (5)	Ash. Nu'u (43)
9/3	vs. Cal State-Northridge	RV W	2-0	3-0	30-26, 30-20, 30-11	56	.410	48	8	61	5	Griffin (21)	Carr (14)	Bossow (3)	Ash. Nu'u (43)
9/4	!at Oregon	RV L	2-1	0-3	24-30, 28-30, 25-30	36	.202	33	1	46	5	Griffin (11)	Carr (18)	Bossow (3)	Ash. Nu'u (32)
9/7	COLORADO STATE (10)	— L	2-2	0-3	28-30, 25-30, 26-30	46	.193	42	4	39	9	Santillana (20)	Carr (13)	A.Z/A.G. (4)	Ash. Nu'u (40)
9/9	#PITTSBURGH	— W	3-2	3-0	30-26, 30-25, 30-23	49	.267	44	7	33	8	Santillana (13)	Griffin (8)	Bossow (6)	Ash. Nu'u (38)
9/10	#SAN DIEGO (20)	— W	4-2	3-2	25-30, 30-32, 30-28, 30-21, 15-10	78	.306	70	5	47	14	Griffin (22)	Santillana (9)	A.Z/A.G. (7)	Ash. Nu'u (63)
9/11	#NORTH CAROLINA	— W	5-2	3-1	30-22, 30-32, 30-23, 30-22	76	.261	74	7	84	6	Santillana (27)	Carr (19)	Bossow (4)	Barnes (37)
9/15	*KANSAS STATE (15)	RV W	6-2/1-0	3-0	30-23, 30-28, 30-26	60	.297	54	2	50	15	Griffin (17)	Santillana (10)	Bossow (11)	Ash. Nu'u (41)
9/18	*at Texas (RV)	RV L	6-3/1-1	2-3	30-26, 30-20, 22-30, 20-30, 18-20	74	.239	69	5	58	11	Griffin (17)	Carr (16)	A.Z/A.G. (5)	Ash. Nu'u (58)
9/22	*NEBRASKA (7)	25 L	6-4/1-2	0-3	25-30, 25-30, 23-30	42	.092	39	3	34	8	Griffin (13)	M.S/A.G. (7)	A.Z/A.G. (4)	Ash. Nu'u (32)
9/25	*BAYLOR	25 W	7-4/2-2	3-0	30-25, 30-22, 31-29	57	.289	56	4	49	11	Santillana (21)	Viñal (13)	Zimmerman (5)	Ash. Nu'u (51)
9/29	*at Texas Tech	25 W	8-4/3-2	3-1	30-16, 30-21, 24-30, 30-24	50	.246	42	1	55	14	M.S./A.G. (14)	Santillana (13)	Griffin (8)	Ash. Nu'u (35)
10/2	*MISSOURI	25 L	8-5/3-3	0-3	26-30, 24-30, 31-33	50	.209	43	1	53	13	Griffin (16)	Barnes (13)	Zimmerman (6)	Ash. Nu'u (38)
10/5	*at Iowa State	RV W	9-5/4-3	3-0	30-28, 30-25, 30-20	52	.267	46	2	62	6	Santillana (17)	Griffin (18)	Griffin (4)	Ash. Nu'u (44)
10/9	*KANSAS (RV)	RV W	10-5/5-3	3-0	30-23, 30-22, 30-21	54	.293	47	4	41	14	M.S./A.Z. (13)	A.G./K.M. (8)	Zimmerman (6)	Ash. Nu'u (39)
10/16	*at Oklahoma	RV L	10-6/5-4	2-3	24-30, 30-16, 30-22, 20-30, 11-15	68	.199	63	9	74	9	Griffin (25)	A.Z/A.G. (13)	Bossow (6)	Ash. Nu'u (51)
10/20	*TEXAS A&M (16)	— L	10-7/5-5	1-3	30-25, 28-30, 26-30, 21-30	69	.190	64	2	77	12	Santillana (19)	Zimmerman (15)	A.G./L.B. (6)	Ash. Nu'u (47)
10/23	*at Missouri (RV)	— L	10-8/5-6	0-3	21-30, 24-30, 24-30	44	.213	42	4	37	1	Santillana (13)	A.Z/A.G. (8)	Santillana (1)	Ash. Nu'u (31)
10/27	*at Nebraska (4)	— L	10-9/5-7	0-3	29-31, 12-30, 23-30	36	.110	36	3	40	3	Griffin (12)	Carr (10)	Santillana (2)	Ash. Nu'u (28)
10/30	*TEXAS TECH	— W	11-9/6-7	3-1	30-19, 32-30, 28-30, 30-28	69	.252	61	1	63	13	Griffin (25)	Viñal (15)	Zimmerman (7)	Ash. Nu'u (55)
11/3	*TEXAS (10)	— L	11-10/6-8	1-3	19-30, 31-29, 17-30, 19-30	48	.123	44	2	49	10	Griffin (12)	Griffin (11)	Bossow (7)	Ash. Nu'u (37)
11/7	*at Texas A&M (14)	— L	11-11/6-9	0-3	24-30, 23-30, 22-30	45	.178	42	2	44	2	Griffin (14)	Carr (13)	NC/LB/AS (1)	Ash. Nu'u (33)
11/10	*at Kansas State (20)	— L	11-12/6-10	1-3	21-30, 11-30, 30-27, 19-30	53	.142	47	4	53	3	Amb. Nu'u (16)	Carr (14)	Griffin (3)	Ash. Nu'u (40)
11/13	*OKLAHOMA	— W	12-12/7-10	3-0	30-24, 30-13, 30-24	56	.349	52	3	46	12.5	Amb. Nu'u (17)	A.G./N.C. (9)	Griffin (6)	Ash. Nu'u (42)
11/17	*at Baylor	— W	13-12/8-10	3-0	30-25, 30-22, 30-25	44	.228	42	4	42	11.5	Griffin (14)	Amb. Nu'u (9)	Zimmerman (6)	Ash. Nu'u (40)
11/24	*IOWA STATE	— W	14-12/9-10	3-0	30-16, 30-26, 30-16	59	.405	53	1	49	9.5	Griffin (17)	Zimmerman (12)	Zimmerman (8)	Ash. Nu'u (47)
11/27	*at Kansas	— L	14-13/9-11	1-3	22-30, 31-29, 29-31, 19-30	67	.171	62	4	64	3	Griffin (17)	Zimmerman (16)	5 with 1	Barnes (42)
12/2	\$vs. Hawai'i (2)	— L	14-14	1-3	30-24, 22-30, 20-30, 24-30	67	.189	60	4	46	11	LB/NC/AG (14)	Zimmerman (15)	Bossow (6)	Ash. Nu'u (51)

\*Big 12 Conference Match; !-Oregon Classic, Eugene, Ore.; #-Colorado Invitational, Boulder, Colo.; \$-NCAA First Round, Fort Collins, Colo.

## Team Statistics

Player	MP-MS	GP	K	E	TA	Pct	Ast.	SA	SE	RE	Dig	BS	BA	TB	BE	BHE	Pts
Barnes	26-2	82	6	0	10	.600	118	7	7	7	137	0	1	1	0	0	13.5
Masumiya	24-0	63	1	0	2	.500	7	5	23	10	73	0	0	0	0	1	6.0
Mann	9-0	12	10	3	18	.389	0	0	0	0	3	2	6	8	0	1	15.0
Ash. Nu'u	28-28	94	119	36	240	.346	1146	14	28	2	114	8	55	63	12	8	168.5
Zimmerman	28-28	98	198	63	455	.297	20	14	28	19	186	8	90	98	5	1	265.0
Bossow	28-26	98	163	55	385	.281	6	12	25	1	51	8	96	104	5	2	231.0
Santillana	19-19	66	275	96	650	.275	17	0	0	25	128	13	25	38	4	0	300.5
Griffin	28-28	99	420	180	934	.257	58	18	76	3	231	6	85	91	9	4	486.5
Amb. Nu'u	25-10	55	122	59	323	.195	18	7	16	16	97	3	9	12	2	2	136.5
Carr	28-27	95	237	157	732	.109	39	14	13	31	239	6	21	27	3	0	267.5
Sutherland	11-0	19	25	19	70	.086	0	0	1	3	16	0	5	5	0	0	27.5
Viñal	26-0	70	0	0	0	.000	10	10	14	14	137	0	0	0	0	0	10.0
Morgado	6	0	0	0	0	0	0	0	0	0	2	0	0	0	0	0	0.0
TEAM											7						
Totals	28	99	1576	668	3819	.238	1439	101	231	138	1444	54	393	250.5	40	19	1927.5
Opponent	28	99	1473	641	3862	.215	1337	138	236	101	1300	73	500	323.0	53	23	1934.0

## Team Roster

No.	Name	Pos.	Ht.	Cl.	Exp.	Hometown (High School / College)
1	Lynsey Mann	MB	6-3	Jr.	TR	Highlands Ranch, Colo. (Fountain-Ft. Carson/Western St)
2	Ashley Nu'u	S	5-10	So.	1L	Aurora, Colo. (Smoky Hill)
3	Amber Nu'u	OH	5-11	So.	1L	Aurora, Colo. (Smoky Hill)
4	Maragda Santillana	OH	6-4	Jr.	2L	Barcelona, Spain (J. Blume)
5	Allison Barnes	S	6-0	Sr.	3L	Arlington, Texas (James Martin)
6	Kelly Masumiya	DS/L	5-3	Jr.	2L	Highlands Ranch, Colo. (Smoky Hill)
7	Austin Zimmerman	MB	6-0	So.	1L	Cheney, Wash. (Lewis and Clark)
8	Alexandra Buth	RS	5-10	Fr.	HS	East Grand Rapids, Mich. (East Grand Rapids)
9	Allie Griffin	MB/RS	6-0	Jr.	2L	Baton Rouge, La. (Santa Fe Christian, San Diego, Calif.)
10	Nicole Carr	OH	6-0	Jr.	2L	Wauwatosa, Wis. (Wauwatosa East)
11	Lara Bossow	MB/OH	6-0	So.	1L	Vail, Colo. (Vail Mountain School)
12	Amber Sutherland	OH	5-10	Fr.	HS	Glenwood Springs, Colo. (Glenwood Springs)
13	Krislen Morgado	DS/L	5-6	Jr.	1L	Pearl City, Hawai'i (Punahou)
16	Therese Viñal	DS/L	5-8	Fr.	HS	Santa Clara, Calif. (Presentation)

HEAD COACH: Pi'i Aiu (Colorado '89)

ASSISTANT COACHES: Jill Thomason (Wyoming '95), Erik Sullivan (UCLA '95)

## 2004 Milestones

- ✓ **Sept. 1**—CU set a team record for hitting percentage in a four-game match with a .402 performance (71k-18e-132att) against Denver. The old record was .394 against Wyoming in 1995.
- ✓ **Sept. 3**—CU hit a season-best .410 against Cal State-Northridge, marking the first time since 1988 that the Buffaloes hit .400 or better in back-to-back matches. In all, Colorado reached the .400 mark three times during the season, the team's most since it had four in 1991. CU had not hit .400 or above twice in the same season since 1994.
- ✓ **Sept. 10**—The Buffs overcame an 0-2 deficit to defeat No. 20 San Diego in five games. It was the first time CU had overcome an 0-2 deficit since a win over Baylor on Oct. 31, 2001.
- ✓ **Sept. 15**—CU swept No. 15 Kansas State in Boulder, giving the Buffs their first win over a Top 15 team since a 3-1 win over No. 15 Texas A&M in 1998. Sophomore Lara Bossow tied a school record for blocks in a 3-game match with 11.
- ✓ **Oct. 9**—Sophomore setter Ashley Nu'u became the seventh player in CU history to reach 1,000 career assists, on the final point of the game in a 3-0 win over Kansas.
- ✓ **SEASON**—The Buffs made their 14th overall NCAA Tournament appearance and the 13th in 14 seasons which puts them in some elite company. CU is one of only 14 teams to qualify for at least 13 NCAA Tournaments since 1991.
- ✓ **SEASON**—A final record of 14-14 gave the Buffaloes their 17th straight season with a .500 record or better. CU also went 5-2 in the preseason, marking the 16th straight season the Buffs have come out of the non-conference schedule with a record of .500 or above.
- ✓ **AWARDS**—Junior Allie Griffin was selected to the AVCA All-Central Region first team and was given honorable mention to the AVCA All-America team. Griffin was also named to the All-Big 12 Conference first team while Ashley Nu'u was an honorable mention All-Big 12 pick. Allison Barnes earned her third selection to the Academic All-Big 12 team while Nicole Carr picked up her second Academic All-Big 12 award.





# ALL-TIME SERIES RESULTS

**(Kansas, cont.)**

Date	Loc. Res.	Score by Games
10/20/99	H W	15-4, 15-6, 15-5
11/27/99	A W	15-9, 15-11, 17-15
9/13/00	A L	15-6, 6-15, 12-15, 15-4, 14-16
10/21/00	H W	15-11, 15-12, 15-11
9/29/01	A L	24-30, 27-30, 30-21, 26-30
11/24/01	H W	30-25, 30-27, 30-23
9/25/02	H L	30-19, 21-30, 31-29, 28-30, 13-15
11/30/02	A L	30-22, 17-30, 22-30, 33-35
9/20/03	A L	24-30, 28-30, 25-30
10/24/03	H W	31-29, 26-30, 30-26, 20-30, 15-13
10/9/04	H W	30-23, 30-22, 30-21
11/27/04	A L	22-30, 31-29, 29-31, 19-30

**Kansas State (22-15)**

Date	Loc. Res.	Score by Games
10/25/86	N L	5-15, 5-15, 1-15
10/10/87	H L	6-15, 13-15, 10-15
10/16/87	A L	9-15, 9-15, 15-11, 9-15
10/7/88	A W	15-7, 15-13, 15-7
11/4/88	H W	12-15, 15-4, 15-13, 15-8
10/13/89	A W	15-4, 15-6, 15-9
11/10/89	H W	15-3, 15-3, 15-7
10/19/90	A W	15-4, 15-9, 15-2
11/16/90	H W	15-12, 15-2, 17-15
10/19/91	A W	15-11, 15-5, 15-2
11/22/91	H W	15-11, 15-8, 15-5
10/17/92	H W	15-5, 15-6, 15-13
11/21/92	A W	15-5, 15-3, 10-15, 15-10
9/22/93	H W	15-3, 15-9, 15-6
10/23/93	A W	15-7, 15-2, 15-7
10/1/94	H W	15-6, 15-9, 15-6
11/19/94	A W	15-8, 15-10, 15-12
9/30/95	A L	10-15, 11-15, 15-10, 4-15
11/18/95	H W	15-12, 15-8, 15-6
9/27/96	H L	10-15, 15-4, 15-10, 10-15, 9-15
11/16/96	A W	16-14, 13-15, 15-3, 15-7
9/26/97	A W	15-12, 8-15, 15-12, 15-12
11/15/97	H W	15-9, 15-3, 16-14
11/7/98	H L	11-15, 11-15, 16-14, 9-15
11/27/98	A W	15-13, 9-15, 16-14, 15-8
10/6/99	H L	9-15, 10-15, 15-13, 2-15
11/3/99	A W	8-15, 5-15, 15-11, 15-12, 16-14
10/11/00	A L	8-15, 12-15, 9-15
11/18/00	H L	13-15, 11-15, 4-15
10/6/01	H W	30-20, 27-30, 30-28, 31-29
11/10/01	A L	30-27, 25-30, 26-30, 18-30
10/12/02	A L	23-30, 24-30, 30-17, 23-30
10/26/02	H L	22-30, 19-30, 31-33
10/18/03	A L	25-30, 21-30, 17-30
11/1/03	H L	24-30, 30-20, 26-30, 22-30
9/15/04	H W	30-23, 30-28, 30-26
11/10/04	A L	21-30, 11-30, 30-27, 19-30

**Kentucky (2-1)**

Date	Loc. Res.	Score by Games
10/5/90	N W	15-6, 15-2, 13-15, 8-15, 15-7
9/24/93	A L	12-15, 8-15, 6-15
9/2/95	H W	15-10, 15-5, 15-7

**Long Beach State (0-3)**

Date	Loc. Res.	Score by Games
11/13/87	A L	11-15, 6-15, 6-15
9/10/93	N L	15-10, 8-15, 7-15, 6-15
9/18/99	N L	15-11, 12-15, 8-15, 11-15

**Louisville (1-0)**

Date	Loc. Res.	Score by Games
9/11/87	H W	15-3, 15-7, 13-15, 15-13

**Loyola Marymount (2-1)**

Date	Loc. Res.	Score by Games
9/21/90	H W	15-4, 15-10, 15-8
9/1/01	H W	30-20, 30-22, 30-28
9/7/02	A L	22-30, 27-30, 18-30

**Maine (2-0)**

Date	Loc. Res.	Score by Games
9/14/02	H W	30-15, 30-15, 30-17
8/31/03	A W	30-22, 30-24, 30-28

**Maryland (3-0)**

Date	Loc. Res.	Score by Games
9/8/90	N W	15-7, 15-9, 15-5
9/28/91	N W	15-8, 15-11, 15-13
9/19/98	H W	15-12, 15-4, 15-10

**Memphis (2-0)**

Date	Loc. Res.	Score by Games
9/17/88	H W	15-12, 15-10, 15-2
9/22/89	N W	15-8, 15-7, 15-13

**Michigan (1-1)**

Date	Loc. Res.	Score by Games
9/18/93	H W	15-11, 15-17, 15-13, 15-9
12/5/03	N L	22-30, 22-30, 11-30

**Michigan State (2-0)**

Date	Loc. Res.	Score by Games
9/11/87	H W	15-7, 15-10, 15-9
9/16/94	H W	16-14, 15-3, 14-16, 15-3

**Minnesota (2-2)**

Date	Loc. Res.	Score by Games
9/19/87	N L	1-15, 14-16, 9-15
12/2/89	N L	12-15, 15-13, 6-15, 9-15
9/3/93	H W	15-9, 5-15, 15-3, 15-7
9/9/95	N W	15-5, 15-12, 15-10

**Mississippi (1-0)**

Date	Loc. Res.	Score by Games
9/16/88	H W	15-6, 15-6, 15-10

**Missouri (29-8)**

Date	Loc. Res.	Score by Games
10/19/86	N L	12-15, 5-15, 10-15
10/30/87	A W	15-11, 15-10, 15-8
11/6/87	H W	15-4, 15-6, 15-11
10/15/88	H W	15-10, 15-9, 15-4
10/22/88	A W	11-15, 15-4, 10-15, 15-13, 15-10
10/21/89	H W	15-8, 15-2, 15-3
11/3/89	A W	15-4, 15-11, 18-16
10/12/90	H W	15-5, 15-13, 15-10
11/10/90	A W	7-15, 15-3, 15-6, 15-6
10/3/91	H W	15-3, 15-4, 15-6
10/12/91	A W	15-12, 15-10, 11-15, 15-1
9/26/92	H W	15-10, 15-5, 15-10
10/3/92	A W	15-7, 15-6, 16-14
10/2/93	H W	15-7, 15-10, 15-2
11/20/93	A W	16-14, 15-10, 15-12
10/5/94	A W	15-7, 15-13, 16-14
10/21/94	H W	15-2, 15-3, 15-1
10/27/95	H W	15-3, 15-6, 15-11
11/8/95	A W	15-11, 13-15, 15-10, 15-13
10/4/96	A W	15-5, 15-4, 15-3
11/9/96	H W	15-9, 15-8, 15-8
10/3/97	H W	15-3, 15-13, 15-11
11/8/97	A W	15-11, 15-9, 15-5
9/25/98	H W	15-6, 11-15, 15-7, 15-4
10/31/98	A W	3-15, 15-6, 15-11, 16-14
10/16/99	H W	15-5, 15-8, 15-8
11/17/99	A W	15-7, 15-11, 15-13
10/18/00	A L	12-15, 9-15, 10-15
11/25/00	H W	15-9, 16-14, 15-13
10/17/01	A L	26-30, 30-18, 23-30, 22-30
11/7/01	H W	30-27, 30-24, 30-26
9/28/02	H L	30-25, 27-30, 17-30, 17-30, 11-15
11/13/02	A L	30-26, 18-30, 23-30, 16-30
10/22/03	A L	29-31, 27-30, 25-30
11/22/03	H W	30-22, 21-30, 30-21, 17-30, 16-14
10/2/04	H L	26-30, 24-30, 31-33
10/23/04	A L	21-30, 24-30, 24-30

**Missouri-Kansas City (1-0)**

Date	Loc. Res.	Score by Games
10/30/92	A W	15-9, 15-3, 15-6

**Missouri State (1-0)**

Date	Loc. Res.	Score by Games
9/7/01	N W	30-23, 21-30, 30-24, 30-26

**Montana (1-0)**

Date	Loc. Res.	Score by Games
8/30/91	N W	15-10, 17-15, 15-12

**Montana State (1-2)**

Date	Loc. Res.	Score by Games
9/10/86	H L	5-15, 4-15, 10-15
9/13/86	N L	10-15, 9-15, 6-15
9/2/91	H W	15-6, 15-9, 15-5

**Nebraska (5-38)**

Date	Loc. Res.	Score by Games
10/2/87	H L	4-15, 5-15, 11-15
10/29/87	A L	6-15, 3-15, 5-15
10/8/88	A L	11-15, 9-15, 15-13, 7-15
11/10/88	H L	8-15, 1-15, 14-16
11/26/88	N L	15-13, 10-15, 5-15, 7-15
9/30/89	H L	13-15, 4-15, 10-15
10/14/89	A L	7-15, 15-10, 6-15, 15-17
10/27/90	A L	5-15, 4-15, 11-15
11/13/90	H L	15-5, 15-11, 3-15, 7-15, 5-15
11/24/90	N L	5-15, 13-15, 9-15
9/27/91	A L	10-15, 13-15, 7-15
10/26/91	H L	14-16, 12-15, 9-15
10/24/92	A L	5-15, 9-15, 12-15
11/4/92	H L	5-15, 10-15, 15-9, 15-8, 14-16
11/28/92	N W	16-14, 15-11, 9-15, 15-8
12/3/92	A L	11-15, 8-15, 15-8, 17-19
10/13/93	H W	15-13, 9-15, 15-12, 5-15, 15-9
10/30/93	A L	8-15, 8-15, 8-15
11/27/93	N W	7-15, 15-10, 9-15, 15-13, 15-11
10/29/94	A L	3-15, 12-15, 5-15
11/16/94	H L	13-15, 5-15, 2-15
11/26/94	N L	6-15, 15-13, 5-15, 8-15
12/9/94	A L	11-15, 7-15, 5-15
9/27/95	H L	6-15, 5-15, 12-15
10/21/95	A L	4-15, 3-15, 2-15
10/9/96	H L	14-16, 10-15, 11-15
10/30/96	A L	4-15, 5-15, 11-15
10/8/97	A W	11-15, 15-9, 15-7, 6-15, 15-8
10/28/97	H W	15-4, 15-13, 15-12
11/4/98	A L	7-15, 5-15, 3-15
11/25/98	H L	10-15, 12-15, 12-15

**(Nebraska, cont.)**

Date	Loc. Res.	Score by Games
10/9/99	A L	4-15, 5-15, 15-7, 7-15
11/10/99	H L	10-15, 15-9, 5-15, 11-15
9/27/00	H L	5-15, 6-15, 9-15
11/4/00	A L	12-15, 3-15, 13-15
9/19/01	H L	27-30, 16-30, 23-30
11/21/01	A L	23-30, 17-30, 24-30
10/2/02	A L	23-30, 24-30, 16-30
10/30/02	H L	23-30, 20-30, 26-30
10/1/03	A L	22-30, 24-30, 16-30
11/26/03	H L	31-33, 30-15, 18-30, 26-30
9/22/04	H L	25-30, 25-30, 23-30
10/27/04	A L	29-31, 12-30, 23-30

**Nevada-Reno (0-1)**

Date	Loc. Res.	Score by Games
9/21/86	H L	4-15, 6-15, 3-15

**New Mexico (1-3)**

Date	Loc. Res.	Score by Games
9/12/86	A L	2-15, 3-15, 4-15
9/17/88	H L	15-6, 2-15, 15-11, 0-15, 7-15
9/23/88	A L	15-9, 7-15, 4-15, 10-15
9/10/99	A W	15-7, 15-7, 15-1

**New Mexico State (1-0)**

Date	Loc. Res.	Score by Games
9/18/98	H W	15-4, 15-8, 15-10

**New Orleans (2-0)**

Date	Loc. Res.	Score by Games
9/7/94	H W	15-3, 15-8, 15-8
9/9/00	A W	15-6, 14-16, 6-15, 15-8, 15-13

**North Carolina (3-0)**

Date	Loc. Res.	Score by Games
9/30/94	H W	15-12, 15-5, 15-5
9/7/96	A W	15-7, 7-15, 15-6, 7-15, 15-12
9/11/04	H W	30-22, 30-32, 30-23, 30-22

**Northern Arizona (1-0)**

Date	Loc. Res.	Score by Games
9/2/88	H W	15-10, 15-10, 12-15, 15-11

**Northern Illinois (1-0)**

Date	Loc. Res.	Score by Games
9/9/94	N W	15-3, 15-9, 15-4

**Northern Iowa (1-2)**

Date	Loc. Res.	Score by Games
------	-----------	----------------

# ALL-TIME SERIES RESULTS



1986-COLORADO VOLLEYBALL - 2005

## (Oklahoma, cont.)

Date	Loc. Res.	Score by Games
11/2/96	A L	10-15, 16-14, 15-12, 10-15, 11-15
10/11/97	A W	15-13, 14-16, 8-15, 15-9, 15-9
10/31/97	H W	16-14, 15-11, 15-12
10/2/98	A W	15-6, 15-9, 11-15, 15-3
10/24/98	H W	15-8, 15-9, 8-15, 15-4
9/22/99	A W	15-8, 15-3, 15-9
10/30/99	H W	15-6, 15-7, 9-15, 15-3
9/16/00	H W	15-8, 15-12, 15-5
10/25/00	A W	15-11, 15-9, 15-12
10/28/01	A W	30-21, 30-22, 30-23
11/17/01	H W	30-22, 30-25, 30-26
10/5/02	H W	30-16, 30-25, 28-30, 30-17
11/23/02	A W	30-27, 30-29, 30-25
10/15/03	H W	30-22, 30-24, 30-19
11/28/03	A W	30-28, 30-28, 30-22
10/16/04	A L	24-30, 30-16, 30-22, 20-30, 11-15
11/13/04	H W	30-24, 30-13, 30-24

## Oral Roberts (3-1)

Date	Loc. Res.	Score by Games
11/7/86	A L	11-15, 6-15, 9-15
12/4/96	H W	15-9, 13-15, 15-7, 15-12
12/7/97	H W	13-15, 15-10, 14-16, 6-15, 15-12
9/2/01	H W	30-20, 30-25, 25-30, 30-28

## Oregon (2-2)

Date	Loc. Res.	Score by Games
8/31/91	N L	7-15, 11-15, 17-15, 10-15
9/4/92	H W	15-11, 15-8, 15-9
9/12/03	H W	30-22, 30-23, 30-23
9/3/04	A L	24-30, 28-30, 25-30

## Pacific (0-1)

Date	Loc. Res.	Score by Games
10/8/93	N L	6-15, 15-17, 2-15

## Penn State (1-5)

Date	Loc. Res.	Score by Games
9/9/89	N W	10-15, 15-13, 15-11, 8-15, 15-13
9/8/90	A L	7-15, 4-15, 7-15
10/6/90	N L	7-15, 15-13, 10-15, 8-15
12/7/91	A L	15-8, 15-10, 11-15, 6-15, 11-15
12/9/93	N L	15-9, 14-16, 18-16, 8-15, 7-15
8/29/03	N L	30-26, 22-30, 27-30, 25-30

## Pepperdine (2-0)

Date	Loc. Res.	Score by Games
9/16/89	H W	6-15, 15-11, 15-11, 15-4
9/13/91	N W	6-15, 15-2, 15-11, 7-15, 15-10

## Pittsburgh (1-0)

Date	Loc. Res.	Score by Game
9/9/04	H W	30-26, 30-25, 30-23

## Portland (0-1)

Date	Loc. Res.	Score by Games
8/30/91	A L	15-13, 1-9, 9-15, 14-16, 8-15

## Purdue (1-0)

Date	Loc. Res.	Score by Games
9/9/89	A W	15-11, 9-15, 15-13, 6-15, 15-7

## Regis (1-0)

Date	Loc. Res.	Score by Games
10/3/87	A W	16-14, 8-15, 15-13, 15-8

## Rhode Island (2-1)

Date	Loc. Res.	Score by Games
9/13/86	N L	2-15, 9-15, 9-15
9/5/92	H W	15-1, 15-9, 15-3
8/30/03	N W	30-15, 30-24, 32-30

## St. Louis (1-0)

Date	Loc. Res.	Score by Games
9/6/02	N W	30-18, 30-26, 30-23

## St. Mary's (Calif.) (1-0)

Date	Loc. Res.	Score by Games
11/18/88	A W	15-8, 15-3, 15-8

## San Diego (2-0)

Date	Loc. Res.	Score by Games
11/12/87	A W	1-15, 15-6, 12-15, 15-12, 15-7
9/10/04	H W	25-30, 30-32, 30-28, 30-21, 15-10

## San Diego State (1-0)

Date	Loc. Res.	Score by Games
9/1/89	A W	8-15, 14-16, 15-7, 15-4, 15-8

## San Jose State (1-1)

Date	Loc. Res.	Score by Games
9/8/89	N L	14-16, 11-15, 9-15
12/4/98	N W	15-12, 15-9, 15-9

## San Francisco (1-1)

Date	Loc. Res.	Score by Games
11/19/88	A L	12-15, 13-15, 9-15
9/11/98	H W	15-1, 15-7, 15-8

## Santa Clara (0-1)

Date	Loc. Res.	Score by Games
9/3/00	H L	15-13, 7-15, 15-12, 13-15, 4-15

## South Carolina (1-0)

Date	Loc. Res.	Score by Games
9/15/89	H W	15-8, 15-10, 15-13

## South Florida (1-0)

Date	Loc. Res.	Score by Games
9/23/89	N W	15-6, 15-7, 15-11

## Southeast Missouri State (1-0)

Date	Loc. Res.	Score by Games
8/29/03	N W	31-29, 30-16, 30-21

## Southern California (0-3)

Date	Loc. Res.	Score by Games
9/1/88	H L	13-15, 13-15, 5-15
11/14/92	N L	15-13, 6-15, 15-17, 13-15
9/7/97	A L	15-13, 12-15, 15-8, 5-15, 13-15

## Stanford (0-6)

Date	Loc. Res.	Score by Games
9/6/87	H L	4-15, 5-15, 3-15
11/21/88	A L	12-15, 3-15, 9-15
9/6/91	H L	7-15, 8-15, 8-15
9/20/97	A L	10-15, 4-15, 4-15
12/12/97	A L	7-15, 3-15, 1-15
9/12/98	H L	10-15, 15-11, 8-15, 15-6, 5-15

## Tennessee (4-0)

Date	Loc. Res.	Score by Games
10/29/88	H W	15-7, 17-15, 12-15, 15-10
9/23/89	A W	15-8, 15-8, 15-3
11/29/90	A W	15-5, 15-10, 15-5
9/2/93	H W	15-6, 15-8, 15-5

## Tennessee Tech (1-0)

Date	Loc. Res.	Score by Games
12/6/97	H W	15-4, 15-3, 15-7

## Texas (8-14)

Date	Loc. Res.	Score by Games
9/3/89	H L	15-7, 15-11, 5-15, 10-15, 9-15
11/17/89	H L	11-15, 15-11, 3-15, 16-14, 12-15
11/1/91	A L	15-10, 6-15, 15-12, 7-15, 12-15
10/9/93	N L	16-14, 3-15, 13-15, 11-15
10/18/96	H L	9-15, 8-15, 15-11, 15-8, 11-15
11/30/96	A W	16-14, 7-15, 6-15, 15-12, 15-10
10/18/97	A L	8-15, 6-15, 8-15
11/28/97	H W	13-15, 15-8, 5-15, 15-13, 15-3
10/17/98	H L	11-15, 10-15, 15-9, 15-8, 8-15
11/20/98	A L	15-3, 14-16, 8-15, 5-15
10/13/99	H L	14-16, 11-15, 1-15
11/20/99	A L	15-9, 15-10, 9-15, 15-17, 13-15
10/18/00	H W	15-12, 15-9, 15-9
11/22/00	A W	15-5, 10-15, 15-13, 15-8
10/10/01	H W	30-17, 32-30, 33-31
11/14/01	A L	30-32, 24-30, 25-30
10/16/02	H L	28-30, 28-30, 24-30
11/6/02	A W	30-20, 20-30, 37-35, 30-20
10/4/03	H W	32-30, 30-28, 30-26
11/19/03	A W	32-30, 30-24, 32-30
9/18/04	A L	30-26, 30-20, 22-30, 20-30, 18-20
11/3/04	H L	19-30, 31-29, 17-30, 19-30

## Texas-Arlington (2-0)

Date	Loc. Res.	Score by Games
8/30/96	H W	15-5, 15-11, 15-4
9/13/02	H W	30-20, 30-28, 28-30, 30-16

## Texas-El Paso (1-0)

Date	Loc. Res.	Score by Games
9/24/88	N W	15-3, 15-8, 15-4

## Texas A&M (5-14)

Date	Loc. Res.	Score by Games
9/18/94	H L	14-16, 6-15, 15-4, 14-16
10/19/96	H L	15-17, 8-15, 11-15
11/29/96	A L	10-15, 12-15, 5-15
10/24/97	A L	15-7, 6-15, 10-15, 13-15
11/22/97	H L	8-15, 12-15, 15-2, 7-15
10/16/98	H W	15-12, 3-15, 15-2, 15-9
11/21/98	A L	11-15, 5-15, 15-5, 15-13, 10-15
10/23/99	A L	14-16, 16-14, 11-15, 7-15
11/24/99	H L	10-15, 11-15, 14-16
9/23/00	A L	7-15, 13-15, 15-13, 9-15
11/1/00	H W	15-13, 15-11, 15-12
10/3/01	A W	23-30, 24-30, 30-28, 30-24, 15-10
10/24/01	H L	19-30, 23-30, 24-30
9/21/02	H W	23-30, 30-22, 30-28, 28-30, 15-11
11/2/02	A L	24-30, 30-28, 25-30, 30-19, 5-15
9/24/03	A L	30-24, 28-30, 28-30, 30-26, 13-15
11/12/03	H W	30-25, 23-30, 31-29, 17-30, 15-12
10/20/04	H L	30-25, 28-30, 26-30, 21-30
11/7/04	A L	24-30, 23-30, 22-30

## Texas Tech (16-2)

Date	Loc. Res.	Score by Games
10/25/96	A W	7-15, 15-8, 16-14, 11-15, 15-8
11/23/96	H W	15-11, 17-15, 15-9
10/24/97	H L	15-7, 6-15, 10-15, 13-15
11/22/97	A W	15-12, 15-3, 15-7
10/10/98	A W	15-11, 12-15, 15-8, 15-2
11/13/98	H W	15-11, 5-15, 15-4, 15-6
10/6/99	H W	17-15, 15-9, 15-10

## (Texas Tech, cont.)

Date	Loc. Res.	Score by Games
11/13/99	A W	17-15, 14-16, 15-7, 12-15, 15-13
10/7/00	A W	15-3, 9-15, 6-15, 19-17, 15-6
11/15/00	H W	15-7, 10-15, 15-4, 12-15, 15-12
9/26/01	H W	30-24, 30-17, 30-22
11/3/01	A W	30-26, 24-30, 20-25, 30-28
10/19/02	A W	31-35, 36-34, 31-29, 30-26
11/20/02	H L	26-30, 24-30, 29-30
9/17/03	H W	30-22, 28-30, 30-20, 30-22
11/8/03	A W	30-17, 30-23, 30-25
9/29/04	A W	30-16, 30-21, 24-30, 30-24
10/30/04	H W	30-19, 32-30, 28-30, 30-28

## Tulsa (0-1)

Date	Loc. Res.	Score by Games
10/24/86	N L	14-16, 15-17, 8-15

## UCLA (0-2)

Date	Loc. Res.	Score by Games
11/13/92	A L	11-15, 6-15, 6-15
8/30/02	N L	15-30, 28-30, 30-26, 27-30

## Utah (3-2)

Date	Loc. Res.	Score by Games
10/28/88	H W	15-7, 15-8, 15-8
9/13/96	H W	15-7, 16-14, 15-13
8/30/97	A W	15-11, 15-9, 15-9
12/2/99	N L	10-15, 6-15, 7-15
9/8/01	A L	30-22, 30-21, 27-30, 22-30, 10-15

## Utah State (0-1)

Date	Loc. Res.	Score by Games
11/13/86	H L	9-15, 15-11, 7-15, 4-15

## Villanova (2-0)

Date	Loc. Res.	Score by Games
9/6/97	N W	15-10, 13-15, 15-10, 15-3
9/14/03	H W	30-20, 30-20, 30-25

## Virginia Tech (1-0)

Date	Loc. Res.	Score by Games
9/19/92	N W	15-10, 15-9, 15-12

# ALL-TIME BUFFS: A-C



Meghan Barkman



Allison Barnes



Kelly Campbell



Meghan Capra



Shana Bowen

**Jennifer Anderson • #6 • S • 5-9 • Crescent City, Calif. (Del Norte)**

Overall	MP-MS	GP	Kills	Err	Att	Pct.	KPG	Ast	APG	Ace	Digs	DPG	BS	BA	TB	BPG	Pts.	P/M
1993 (Fr.)	14-0	21	1	0	5	.200	.05	20	.95	2	5	.24	0	0	0	.00	3.0	-9.0
1994 (So.)	24-7	54	15	8	39	.179	.28	414	7.67	18	58	1.07	2	12	14	.26	41.0	17.0
1995 (Jr.)	23-2	58	8	8	26	.000	.14	226	3.90	7	58	1.00	0	7	7	.12	18.5	-17.5
TOTALS	61-9	133	24	16	70	.114	.18	660	4.96	27	121	.91	2	19	21	.16	62.5	-9.5

**Meghan Barkman • #2 • MB • 6-3 • Glen Ellyn, Ill. (Glenbard South)**

Overall	MP-MS	GP	Kills	Err	Att	Pct.	KPG	Ast	APG	Ace	Digs	DPG	BS	BA	TB	BPG	Pts.	P/M
1999 (Fr.)	30-27	102	257	80	584	.303	2.52	13	.13	9	186	.09	18	116	134	1.31	342.0	217.0
2000 (So.)	29-26	105	312	108	734	.278	2.97	22	.21	9	223	2.12	20	145	165	1.57	413.5	257.5
2001 (Jr.)	30-29	107	346	85	725	.368	3.23	22	.21	5	172	1.61	19	132	151	1.41	436.0	326.5
2002 (Sr.)	30-29	107	305	116	751	.252	2.85	24	.22	21	184	1.72	12	103	115	1.07	389.5	237.5
TOTALS	119-113	421	1220	389	2794	.300	2.98	81	.19	44	765	1.81	69	496	565	1.34	1580.5	1038.5

**Allison Barnes • #5 • S • 6-0 • Arlington, Texas (James Martin)**

Overall	MP-MS	GP	Kills	Err	Att	Pct.	KPG	Ast	APG	Ace	Digs	DPG	BS	BA	TB	BPG	Pts.	P/M
2001-Fr.	28-16	83	27	14	93	.140	0.32	117	1.39	8	171	2.04	0	11	11	0.13	40.5	5.5
2002-So.	30-9	111	20	6	38	.368	0.18	230	2.07	30	177	1.59	0	10	10	0.09	55.0	14.0
2003-Jr.	31-29	101	73	22	164	.311	0.72	1042	10.32	33	203	2.01	1	22	23	0.23	118.0	68.0
2004-Sr.	26-2	82	6	0	10	.600	0.07	118	1.44	7	137	1.67	0	1	1	0.01	13.5	-0.5
TOTALS	115-56	377	126	42	305	.275	0.33	1507	4.00	78	688	1.82	1	44	45	0.12	227	87.0

**Brenda Bauerfeind • #16 • DS • 5-8 • Thornton, Colo. (Adams City/UCCS)**

Overall	MP-MS	GP	Kills	Err	Att	Pct.	KPG	Ast	APG	Ace	Digs	DPG	BS	BA	TB	BPG	Pts.	P/M
1994 (Sr.)	2-0	4	0	0	0	.000	.00	0	.00	0	4	1.00	0	0	0	.00	0.0	0.0

**Melissa Bollinger • #10 • LS • 5-11 • Luverne, Minn. (Luverne)**

Overall	MP-MS	GP	Kills	Err	Att	Pct.	KPG	Ast	APG	Ace	Digs	DPG	BS	BA	TB	BPG	Pts.	P/M
1986 (Fr.)	21-21	70	116	82	479	.071	1.66	5	.07	18	179	2.56	13	13	26	.37	153.5	-43.5

**Karen Bossi • #1 • DS • 5-8 • Arvada, Colo. (Arvada West)**

Overall	MP-MS	GP	Kills	Err	Att	Pct.	KPG	Ast	APG	Ace	Digs	DPG	BS	BA	TB	BPG	Pts.	P/M
1988 (Fr.)	29-0	87	4	2	26	.077	.05	18	.21	0	79	.91	1	0	1	.01	5.0	-13.0

**Lara Bossow • #11 • OH • 6-0 • Vail, Colo. (Vail Mountain School)**

Overall	MP-MS	GP	Kills	Err	Att	Pct.	KPG	Ast	APG	Aces	Digs	DPG	BS	BA	TB	BPG	Pts.	P/M
2003-Fr.	14-0	23	15	13	52	.038	0.65	0	0.00	0	4	0.17	1	12	13	0.57	22.0	5.0
2004-So.	28-26	98	163	55	385	.281	1.66	6	0.06	12	51	0.52	8	96	104	1.06	231.0	143.0
TOTALS	42-26	121	178	68	437	.252	1.47	6	0.05	12	55	0.45	9	108	117	0.97	253.0	148.0

**Shana Bowen • #16 • LS/MB • 6-2 • San Diego, Calif. (Scripps Ranch)**

Overall	MP-MS	GP	Kills	Err	Att	Pct.	KPG	Ast	APG	Ace	Digs	DPG	BS	BA	TB	BPG	Pts.	P/M
1996 (Fr.)	19-1	35	28	12	65	.246	.80	2	.06	10	22	.63	2	10	12	.34	45.0	13.0
1997 (So.)	18-3	39	58	20	129	.295	1.49	4	.10	9	60	1.54	2	21	23	.59	79.5	45.5
1998 (Jr.)	26-12	67	168	50	343	.344	2.51	9	.13	13	102	1.52	6	61	67	1.00	207.5	157.5
1999 (Sr.)	29-28	97	278	182	876	.110	2.87	41	.42	24	269	2.77	3	43	46	.47	325.5	79.5
TOTALS	92-44	238	532	264	1413	.198	2.23	56	.23	56	453	1.90	13	135	148	.62	657.5	295.5

**Kellie Bruce • #9 • LS • 6-0 • Fountain Valley, Calif. (Fountain Valley)**

Overall	MP-MS	GP	Kills	Err	Att	Pct.	KPG	Ast	APG	Ace	Digs	DPG	BS	BA	TB	BPG	Pts.	P/M
1987 (Fr.)	26-7	72	87	53	242	.140	1.21	10	.14	18	79	1.10	1	6	7	.10	109.0	-26.0

**Kathleen Bunce • #10 • MB • 6-0 • Laguna Beach, Calif. (Capistrano Valley/Loyola)**

Overall	MP-MS	GP	Kills	Err	Att	Pct.	KPG	Ast	APG	Ace	Digs	DPG	BS	BA	TB	BPG	Pts.	P/M
1995 (Jr.)	28-13	101	77	36	193	.212	.76	6	.06	14	154	1.52	5	53	58	.57	122.5	55.5
1996 (Sr.)	29-6	95	81	20	207	.295	.85	5	.05	5	160	1.68	1	32	33	.35	103.0	55.0
TOTALS	57-19	196	158	56	400	.255	.81	11	.06	19	314	1.60	6	85	91	.46	225.5	110.5

**Wendy Callahan • #6 • LS • 5-11 • Parker, Colo. (Ponderosa/Montana State)**

Overall	MP-MS	GP	Kills	Err	Att	Pct.	KPG	Ast	APG	Ace	Digs	DPG	BS	BA	TB	BPG	Pts.	P/M
1987 (Jr.)	29-28	100	173	97	534	.142	1.73	14	.14	14	161	1.61	16	45	61	.61	225.5	64.5
1988 (Sr.)	35-20	98	133	39	309	.304	1.36	7	.07	10	82	.84	21	42	63	.64	185.0	111.0
TOTALS	64-48	198	306	136	843	.202	1.54	21	.11	24	243	1.23	37	87	124	.63	410.5	175.5

**Kelly Campbell • #3 • S • 6-1 • Corona Del Mar, Calif. (Corona Del Mar)**

Overall	MP-MS	GP	Kills	Err	Att	Pct.	KPG	Ast	APG	Ace	Digs	DPG	BS	BA	TB	BPG	Pts.	P/M
1996 (Fr.)	29-29	103	126	36	301	.299	1.22	1519	14.75	15	308	2.99	8	48	56	.54	173.0	88.0
1997 (So.)	31-31	111	90	23	249	.269	.81	1582	14.25	23	282	2.54	4	66	70	.63	150.0	86.0
1998 (Jr.)	30-30	107	180	35	357	.406	1.68	1572	14.69	31	321	3.00	4	59	63	.59	244.5	157.5
1999 (Sr.)	30-30	110	196	54	438	.324	1.78	1555	14.14	23	336	3.05	7	68	75	.68	260.0	175.0
TOTALS	120-120	431	592	148	1345	.330	1.37	6228	14.45	92	1247	2.89	23	241	264	.61	827.5	506.5

**Meghan Capra • #2 • DS • 5-3 • Denver, Colo. (Marycrest)**

Overall	MP-MS	GP	Kills	Err	Att	Pct.	KPG	Ast	APG	Ace	Digs	DPG	BS	BA	TB	BPG	Pts.	P/M
1986 (So.)	20-0	44	0	1	3	-.333	.00	1	.02	4	26	.59	0	0	0	.00	4.0	-10.0
1987 (Jr.)	15-0	37	0	0	4	.000	.00	0	.00	1	12	.80	0	0	0	.00	1.0	-9.0
1988 (Sr.)	17-0	27	0	0	2	.000	.00	3	.18	0	4	.24	0	0	0	.00	0.0	-4.0
TOTALS	52-0	108	0	1	9	-.111	.00	4	.04	5	42	.39	0	0	0	.00	5.0	-23.0

**Nicole Carr • #10 • OH • 6-0 • Wauwatosa, Wis. (Wauwatosa East)**

Overall	MP-MS	GP	Kills	Err	Att	Pct.	KPG	Ast	APG	Ace	Digs	DPG	BS	BA	TB	BPG	Pts.	P/M
2002-Fr.	30-22	97	178	130	522	.092	1.84	44	0.45	3	249	2.57	6	18	24	0.25	196.0	37.0
2003-So.	31-30	111	331	174	889	.177	2.98	46	0.41	25	388	3.50	9	29	38	0.34	379.5	161.5
2004-Jr.	28-27	95	237	157	732	.109	2.49	39	0.41	14	239	2.52	6	21	27	0.28	267.5	63.5
TOTALS	89-79	303	746	461	2143	.133	2.46	129	0.43	42	876	2.89	21	68	89	0.29	843.0	262.0

**Stephanie Chiang • #3 • DS • 5-3 • Irvine, Calif. (Irvine)**

Overall	MP-MS	GP	Kills	Err	Att	Pct.	KPG	Ast
---------	-------	----	-------	-----	-----	------	-----	-----

# ALL-TIME BUFFS: C-G



## Anne Marie Cochran • #13 • DS • 5-7 • Saratoga, Calif. (Klein [Texas]/Foothill)

Overall	MP-MS	GP	Kills	Err	Att	Pct.	KPG	Ast	APG	Ace	Digs	DPG	BS	BA	TB	BPG	Pts.	P/M
1995 (So.)	4-0	7	0	0	0	.000	.00	0	.00	0	5	.71	0	0	0	.00	0.0	0.0

## Denise Deluzio • #7 • RS • 5-11 • Arvada, Colo. (Pomona)

Overall	MP-MS	GP	Kills	Err	Att	Pct.	KPG	Ast	APG	Ace	Digs	DPG	BS	BA	TB	BPG	Pts.	P/M
1986 (So.)	12-4	30	20	9	78	.141	.67	1	.03	3	26	.87	0	3	3	.03	24.5	-9.5

## Darla DeRuiter • #7 • MB • 6-1 • Gilchrist, Colo. (Valley/Colorado State)

Overall	MP-MS	GP	Kills	Err	Att	Pct.	KPG	Ast	APG	Ace	Digs	DPG	BS	BA	TB	BPG	Pts.	P/M
1988 (Sr.)	35-17	92	147	49	311	.315	1.60	5	.05	13	41	.45	28	33	61	.66	204.5	105.5

## Brooke Donahue • #13 • DS • 5-8 • Manhattan Beach, Calif. (Mira Costa)

Overall	MP-MS	GP	Kills	Err	Att	Pct.	KPG	Ast	APG	Ace	Digs	DPG	BS	BA	TB	BPG	Pts.	P/M
2001 (Fr.)	25-0	56	0	0	4	.000	.00	4	.07	5	56	1.00	0	0	0	.00	5.0	-1.0

## Karrie Downey • #10 • LS • 5-10 • La Mesa, Calif. (Helix)

Overall	MP-MS	GP	Kills	Err	Att	Pct.	KPG	Ast	APG	Ace	Digs	DPG	BS	BA	TB	BPG	Pts.	P/M
1991 (Fr.)	35-35	114	440	168	1108	.245	3.86	20	.18	45	371	3.25	15	41	56	.49	520.5	163.5
1992 (So.)	31-31	107	387	198	1022	.185	3.62	27	.25	31	303	2.83	15	37	52	.49	451.5	99.5
1993 (Jr.)	32-30	112	501	230	1259	.215	4.47	26	.23	44	414	3.70	22	35	57	.51	584.5	237.5
1994 (Sr.)	31-29	103	462	188	1276	.215	4.49	42	.41	32	452	4.39	31	35	66	.64	542.5	265.5
TOTALS	129-125	436	1790	784	4665	.216	4.11	115	.26	152	1,540	3.53	83	148	231	.53	2099.0	766.0

## Pi'ikea Dudoit • #14 • LS • 5-11 • Honolulu, Hawai'i (Kamehameha)

Overall	MP-MS	GP	Kills	Err	Att	Pct.	KPG	Ast	APG	Ace	Digs	DPG	BS	BA	TB	BPG	Pts.	P/M
2001 (Fr.)	10-0	12	3	3	17	.000	.25	4	.33	0	1	.08	0	5	5	.42	5.5	-5

## Kelly Eddy • #3 • MB • 5-11 • Golden, Colo. (Longmont)

Overall	MP-MS	GP	Kills	Err	Att	Pct.	KPG	Ast	APG	Ace	Digs	DPG	BS	BA	TB	BPG	Pts.	P/M
1986 (Fr.)	15-15	48	40	28	133	.090	.83	8	.17	0	30	.63	19	21	40	.83	69.5	17.5

## Katie Elfsten • #8 • LS • 5-8 • Laguna Beach, Calif. (Laguna Beach)

Overall	MP-MS	GP	Kills	Err	Att	Pct.	KPG	Ast	APG	Ace	Digs	DPG	BS	BA	TB	BPG	Pts.	P/M
1988 (Fr.)	17-0	46	0	2	3	-.667	.00	1	.02	5	28	.61	0	0	0	.00	5.0	-8.0

## Kacey Engel • #17 • MB • 6-1 • Arvada, Colo. (Arvada West)

Overall	MP-MS	GP	Kills	Err	Att	Pct.	KPG	Ast	APG	Ace	Digs	DPG	BS	BA	TB	BPG	Pts.	P/M
1992 (Fr.)	1-0	1	0	0	0	—	.00	0	.00	0	0	.00	0	0	0	.00	0.0	-1.0
1993 (RFr.)	13-0	15	16	9	51	.137	1.07	4	.33	3	3	.20	1	5	6	.40	22.5	7.5
1994 (So.)	3-0	3	4	2	8	.250	1.33	0	.00	0	2	.67	0	1	1	.33	4.5	.5
TOTALS	16-0	18	20	11	59	.153	1.11	4	.22	3	5	.28	1	6	7	.39	27.0	7.0

Engel received a medical hardship in the 1992 overall.

## Kristin (Dorsch) Engelking • #8 • MB • 5-11 • Cypress, Texas (Cypress Fairbanks)

Overall	MP-MS	GP	Kills	Err	Att	Pct.	KPG	Ast	APG	Ace	Digs	DPG	BS	BA	TB	BPG	Pts.	P/M
1996 (Fr.)	26-1	73	81	44	201	.184	1.11	25	.34	6	66	.90	4	18	22	.30	100.0	23.0
1997 (So.)	29-5	59	116	66	334	.150	1.97	8	.07	5	98	1.66	3	11	14	.24	129.5	24.5
1998 (Jr.)	30-29	105	350	105	690	.355	3.33	15	.14	7	104	.99	17	109	126	1.20	428.5	323.5
1999 (Sr.)	30-29	105	377	114	744	.353	3.59	19	.18	16	188	1.79	5	77	82	.78	436.5	277.5
TOTALS	115-64	342	924	329	1969	.302	2.70	67	.19	34	456	1.33	29	215	244	.71	1094.5	648.5

## Sara Fredrickson • #8 • MB/RS • 6-0 • Pagosa Springs, Colo. (Pagosa Springs/UCSB)

Overall	MP-MS	GP	Kills	Err	Att	Pct.	KPG	Ast	APG	Ace	Digs	DPG	BS	BA	TB	BPG	Pts.	P/M
2000 (So.)	24-7	54	53	31	148	.149	.98	19	.35	1	54	1.06	3	27	30	.59	70.5	31.5
2001 (Jr.)	23-0	36	37	20	90	.189	1.03	2	.06	5	18	.53	2	24	26	.79	56.0	33.0
2002 (Sr.)	22-8	61	105	68	326	.113	1.72	20	.33	11	94	1.54	8	19	27	.44	133.5	34.5
TOTALS	69-15	151	195	119	564	.136	1.29	41	.27	17	166	1.09	13	70	83	.55	260.0	99.0

## Monique Gerlach • #15 • MB • 5-11 • Monarch Beach, Calif. (Santa Margarita Catholic)

Overall	MP-MS	GP	Kills	Err	Att	Pct.	KPG	Ast	APG	Ace	Digs	DPG	BS	BA	TB	BPG	Pts.	P/M
2000-Fr.	21-18	73	245	79	531	.313	3.36	16	0.22	19	114	1.56	9	70	79	1.08	308.0	196.0
2001-So.	30-30	107	387	111	803	.344	3.62	20	0.19	20	212	1.98	15	76	91	0.85	460.0	304.0
2002-Jr.	30-30	111	419	128	879	.331	3.77	29	0.26	29	167	1.50	10	82	92	0.83	499.0	315.0
2003-Sr.	31-31	111	376	120	799	.320	3.39	30	0.27	31	254	2.29	16	77	93	0.84	461.5	253.5
TOTALS	112-109	402	1427	438	3012	.328	3.55	95	0.24	99	747	1.86	50	305	355	0.88	1728.5	1069.5

## Susan Gillette • #1 • S • 5-7 • Northglenn, Colo. (Northglenn/Idaho)

Overall	MP-MS	GP	Kills	Err	Att	Pct.	KPG	Ast	APG	Ace	Digs	DPG	BS	BA	TB	BPG	Pts.	P/M
1986 (So.)	21-	70	76	23	266	.124	1.09	306	4.37	19	192	2.74	11	27	38	.54	119.5	20.5

## Kristine Gira • #5 • LS • 5-10 • Littleton, Colo. (Heritage)

Overall	MP-MS	GP	Kills	Err	Att	Pct.	KPG	Ast	APG	Ace	Digs	DPG	BS	BA	TB	BPG	Pts.	P/M
1986 (Fr.)	21-16	67	46	43	191	.016	.74	11	.18	8	107	1.73	12	17	29	.43	74.5	-57.5
1987 (So.)	26-0	52	3	3	24	.000	.06	4	.08	12	106	2.04	0	2	2	.04	4.0	-14.0
TOTALS	47-16	109	49	46	215	.014	.45	15	.14	20	213	1.95	12	19	31	.28	78.5	-71.5

## Elizabeth Gower • #11 • S/RS • 6-0 • Naperville, Ill. (Naperville Central)

Overall	MP-MS	GP	Kills	Err	Att	Pct.	KPG	Ast	APG	Ace	Digs	DPG	BS	BA	TB	BPG	Pts.	P/M
1999 (Fr.)	30-30	107	208	93	595	.193	1.94	108	1.01	32	313	2.93	3	59	62	.58	272.5	116.5
2000 (So.)	29-29	106	203	57	491	.297	1.92	1399	13.20	24	288	2.72	6	85	91	.86	275.5	159.5
2001 (Jr.)	30-30	109	214	56	523	.302	1.96	1312	12.04	23	243	2.23	3	64	67	.61	272.0	169.0
2002 (Sr.)	29-29	109	176	61	490	.235	1.61	1115	10.23	18	240	2.20	7	49	56	.51	225.5	128.5
TOTALS	118-118	431	801	267	2099	.256	1.85	3934	9.12	97	1084	2.51	19	257	276	.64	1043.5	571.5



Monique Gerlach



Karrie Downey



Kristen Engelking



Sara Fredrickson



Elizabeth Gower

HISTORY

# ALL-TIME BUFFS: G-M



**Amy Hulstrom**



**Diane Johnson**



**Michele Kohler**




**Sarah Lodge**



**Tegan Lynch**



**Susan Magda**



**Alison Koepke**

**Allie Griffin • #9 • MB • 6-0 • Baton Rouge, La. (Sante Fe Christian, San Diego, Calif.)**

Overall	MP-MS	GP	Kills	Err	Att	Pct.	KPG	Ast	APG	Ace	Digs	DPG	BS	BA	TB	BPG	Pts.	P/M
2002-Fr.	16-1	29	34	16	79	.228	1.17	5	0.17	1	4	0.14	1	11	12	0.41	41.5	22.5
2003-So.	31-31	111	343	170	834	.207	3.09	61	0.55	5	172	1.55	14	72	86	0.77	398.0	203.0
2004-Jr.	28-28	99	420	180	934	.257	4.24	58	0.59	18	231	2.33	6	85	91	0.92	487.5	215.5
<b>TOTALS</b>	<b>75-60</b>	<b>239</b>	<b>797</b>	<b>366</b>	<b>1847</b>	<b>.233</b>	<b>3.33</b>	<b>124</b>	<b>0.52</b>	<b>24</b>	<b>407</b>	<b>1.70</b>	<b>21</b>	<b>168</b>	<b>189</b>	<b>0.79</b>	<b>927.0</b>	<b>441.0</b>

**Cory Hayes • #5 • MB • 6-2 • Houston, Texas (Clements)**

Overall	MP-MS	GP	Kills	Err	Att	Pct.	KPG	Ast	APG	Ace	Digs	DPG	BS	BA	TB	BPG	Pts.	P/M
*1998 (Fr.)	1-0	1	2	1	3	.333	2.00	0	0.00	0	0	0.00	0	1	1	1.00	2.5	1.5
1999 (Rfr.)	7-0	10	16	12	43	.093	1.60	0	0.00	0	13	1.30	0	6	6	.60	19.0	4.0
<b>TOTALS</b>	<b>8-0</b>	<b>11</b>	<b>18</b>	<b>13</b>	<b>46</b>	<b>.108</b>	<b>1.63</b>	<b>0</b>	<b>0.00</b>	<b>0</b>	<b>13</b>	<b>1.18</b>	<b>0</b>	<b>7</b>	<b>7</b>	<b>.636</b>	<b>21.5</b>	<b>5.5</b>

\*-Hayes received a Medical Redshirt after playing in the 1998 season.

**Drew Hays • #1 • IS • 6-0 • Amarillo, Texas (Amarillo HS)**

Overall	MP-MS	GP	Kills	Err	Att	Pct.	KPG	Ast	APG	Ace	Digs	DPG	BS	BA	TB	BPG	Pts.	P/M
2002 (Fr.)	21-10	54	68	38	192	.156	1.26	13	.24	6	13	.24	2	19	21	.39	85.5	22.5

**Amy Hulstrom • #12 • MB • 6-0 • Broomfield, Colo. (Northglenn)**

Overall	MP-MS	GP	Kills	Err	Att	Pct.	KPG	Ast	APG	Ace	Digs	DPG	BS	BA	TB	BPG	Pts.	P/M
1986 (So.)	21-21	70	84	35	240	.204	1.20	9	.13	12	89	1.27	59	40	99	1.41	175.0	65.0
1987 (Jr.)	24-2	52	9	10	47	-.021	.17	3	.06	0	24	.46	3	7	10	.19	15.5	-7.5
<b>TOTALS</b>	<b>45-23</b>	<b>122</b>	<b>93</b>	<b>45</b>	<b>287</b>	<b>.167</b>	<b>.76</b>	<b>12</b>	<b>.10</b>	<b>12</b>	<b>113</b>	<b>.93</b>	<b>62</b>	<b>67</b>	<b>129</b>	<b>1.06</b>	<b>190.5</b>	<b>57.5</b>

**Tiffany Jestadt • #5 • RS • 6-0 • Scottsdale, Ariz. (Chaparral)**

Overall	MP-MS	GP	Kills	Err	Att	Pct.	KPG	Ast	APG	Ace	Digs	DPG	BS	BA	TB	BPG	Pts.	P/M
1989 (Fr.)	29-4	53	53	32	174	.121	1.00	10	.19	12	99	1.87	0	21	21	.40	75.5	21.5
1990 (So.)	35-32	123	415	166	1012	.246	3.37	62	.50	29	306	2.49	31	60	91	.74	505.0	256.0
1991 (Jr.)	30-30	89	245	86	589	.270	2.75	39	.44	9	196	2.20	9	41	50	.56	283.5	144.5
<b>TOTALS</b>	<b>104-66</b>	<b>265</b>	<b>713</b>	<b>284</b>	<b>1775</b>	<b>.242</b>	<b>2.69</b>	<b>111</b>	<b>.42</b>	<b>50</b>	<b>601</b>	<b>2.27</b>	<b>40</b>	<b>122</b>	<b>162</b>	<b>.61</b>	<b>864.0</b>	<b>422.0</b>

**Diane Johnson • #6 • LS • 5-11 • Los Altos, Calif. (Los Altos/Metro State)**

Overall	MP-MS	GP	Kills	Err	Att	Pct.	KPG	Ast	APG	Ace	Digs	DPG	BS	BA	TB	BPG	Pts.	P/M
1989 (Jr.)	30-3	61	94	41	235	.226	1.54	4	.07	12	78	1.28	3	6	9	.15	112.0	19.0
1990 (Sr.)	15-3	29	33	24	109	.083	1.14	2	.07	8	44	1.52	4	2	6	.21	46.0	-4.0
<b>TOTALS</b>	<b>45-6</b>	<b>90</b>	<b>124</b>	<b>65</b>	<b>244</b>	<b>.242</b>	<b>1.38</b>	<b>6</b>	<b>.07</b>	<b>20</b>	<b>122</b>	<b>1.36</b>	<b>7</b>	<b>8</b>	<b>15</b>	<b>.17</b>	<b>158.0</b>	<b>15.0</b>

**Alison Koepke • #12 • MB • 6-3 • Walnut Creek, Calif. (Monte Vista)**

Overall	MP-MS	GP	Kills	Err	Att	Pct.	KPG	Ast	APG	Ace	Digs	DPG	BS	BA	TB	BPG	Pts.	P/M
1994 (Fr.)	24-10	71	72	17	159	.346	1.01	12	.17	6	47	.67	10	51	61	.86	113.5	52.5
1995 (So.)	28-26	105	148	70	413	.295	1.41	40	.38	24	98	.93	14	128	142	1.35	250.0	96.0
1996 (Jr.)	26-25	90	190	67	471	.257	2.11	14	.16	20	101	1.12	14	80	94	1.04	264.0	130.0
1997 (Sr.)	30-30	108	292	97	681	.286	2.70	12	.11	23	194	1.80	23	121	144	1.33	398.5	226.5
<b>TOTALS</b>	<b>108-91</b>	<b>374</b>	<b>702</b>	<b>251</b>	<b>1724</b>	<b>.262</b>	<b>1.88</b>	<b>78</b>	<b>.21</b>	<b>77</b>	<b>440</b>	<b>1.18</b>	<b>61</b>	<b>380</b>	<b>441</b>	<b>1.18</b>	<b>1026.0</b>	<b>505.0</b>

**Michele Kohler • #18 • LS • 5-9 • Oak Lawn, Ill. (H.L. Richards)**

Overall	MP-MS	GP	Kills	Err	Att	Pct.	KPG	Ast	APG	Ace	Digs	DPG	BS	BA	TB	BPG	Pts.	P/M
1989 (Fr.)	33-26	106	207	112	708	.134	1.95	11	.10	34	308	2.91	3	24	27	.25	256.0	50.0
1990 (So.)	34-29	117	357	174	1098	.167	3.05	12	.10	32	416	3.56	4	9	13	.11	397.5	120.5
1991 (Jr.)	35-35	114	297	118	888	.202	2.61	8	.07	35	351	3.08	2	13	15	.13	340.5	138.5
1992 (Sr.)	31-31	107	364	177	1092	.171	3.40	17	.16	44	371	3.47	8	18	26	.24	425.0	157.0
<b>TOTALS</b>	<b>133-121</b>	<b>444</b>	<b>1225</b>	<b>581</b>	<b>3786</b>	<b>.170</b>	<b>2.75</b>	<b>48</b>	<b>.10</b>	<b>145</b>	<b>1446</b>	<b>3.25</b>	<b>17</b>	<b>64</b>	<b>81</b>	<b>.18</b>	<b>1419.0</b>	<b>466.0</b>

**Sarah Lodge • #4 • LS • 5-11 • Houston, Texas (Cypress Creek)**

Overall	MP-MS	GP	Kills	Err	Att	Pct.	KPG	Ast	APG	Ace	Digs	DPG	BS	BA	TB	BPG	Pts.	P/M
1995 (Fr.)	28-19	97	265	125	761	.184	2.73	18	.19	34	161	1.66	4	51	55	.57	328.5	80.5
1996 (So.)	28-28	94	416	197	1027	.213	4.43	37	.39	30	277	2.95	9	33	42	.47	471.5	158.5
1997 (Jr.)	31-31	110	528	252	1247	.221	4.80	27	.25	19	322	2.93	13	46	59	.54	583.0	223.0
1998 (Sr.)	30-28	105	372	186	991	.188	3.54	53	.50	13	321	3.06	9	51	60	.57	419.5	244.5
<b>TOTALS</b>	<b>117-106</b>	<b>406</b>	<b>1581</b>	<b>760</b>	<b>4026</b>	<b>.204</b>	<b>3.89</b>	<b>134</b>	<b>.33</b>	<b>96</b>	<b>1081</b>	<b>2.66</b>	<b>35</b>	<b>181</b>	<b>216</b>	<b>.53</b>	<b>1802.5</b>	<b>706.5</b>

**Tegan Lynch • #2 • RS • 6-0 • Aptos, Calif. (Aptos)**

Overall	MP-MS	GP	Kills	Err	Att	Pct.	KPG	Ast	APG	Ace	Digs	DPG	BS	BA	TB	BPG	Pts.	P/M
1995 (Fr.)	27-19	92	152	67	546	.156	1.65	9	.10	13	196	2.13	2	20	22	.24	177.0	27.0
1996 (So.)	29-29	98	211	102	557	.196	2.15	44	.45	10	297	3.03	2	41	43	.44	243.5	47.5
1997 (Jr.)	31-31	110	329	127	754	.268	2.99	113	1.03	10	345	3.14	1	67	68	.62	373.5	183.5
1998 (Sr.)	30-30	107	332	127	813	.252	3.10	137	1.28	14	378	3.53	5	69	74	.69	385.5	254.5
<b>TOTALS</b>	<b>117-109</b>	<b>407</b>	<b>1024</b>	<b>423</b>	<b>2670</b>	<b>.225</b>	<b>2.52</b>	<b>303</b>	<b>.74</b>	<b>47</b>	<b>1216</b>	<b>2.99</b>	<b>10</b>	<b>197</b>	<b>207</b>	<b>.51</b>	<b>1179.5</b>	<b>512.5</b>

**Susan Magda • #15 • LS • 5-8 • Arvada, Colo. (Arvada/Hastings)**

Overall	MP-MS	GP	Kills	Err	Att	Pct.	KPG	Ast	APG	Ace	Digs	DPG	BS	BA	TB	BPG	Pts.	P/M
1987 (Jr.)	27-24	91	184	124	599	.100	2.02	4	.04	12	106	1.16	3	12	15	.16	205.0	-48.0
1988 (Sr.)	35-34	121	432	203	1098	.209	3.57	12	.10	26	285	2.36	19	28	47	.39	491.0	91.0
<b>TOTALS</b>	<b>62-58</b>	<b>212</b>	<b>616</b>	<b>327</b>	<b>1797</b>	<b>.161</b>	<b>2.91</b>	<b>16</b>	<b>.08</b>	<b>38</b>	<b>391</b>	<b>1.84</b>	<b>22</b>	<b>40</b>	<b>62</b>	<b>.29</b>	<b>696.0</b>	<b>43.0</b>

**Lynsey Mann • #1 • MB • 6-3 • Highlands Ranch, Colo. (Fountain-Ft. Carson/Western State)**

Overall	MP-MS	GP	Kills	Err	Att	Pct.	KPG	Ast	APG	Ace	Digs	DPG	BS	BA	TB	BPG	Pts.	P/M
2004-Jr.	9-0	12	10	3	18	.389	0.83	0	0.00	0	3	0.25	2	6	8	0.67	15.0	11.0

**Kelly Masumiya • #6 • DS • 5-3 • Highlands Ranch, Colo. (Smoky Hills HS)**

Overall	MP-MS	GP	Kills
---------	-------	----	-------

# ALL-TIME BUFFS: M-R



## Stacy Metro • #2 • S • 6-1 • Lakewood, Calif. (Mayfair)

Overall	MP-MS	GP	Kills	Err	Att	Pct.	KPG	Ast	APG	Ace	Digs	DPG	BS	BA	TB	BPG	Pts.	P/M
1989 (Fr.)	18-1	27	16	6	48	.208	.59	24	.89	2	9	.33	2	8	10	.37	24.0	-2.0

## Krislen Morgado • #13 • DS • 5-6 • Pearl City, Hawai'i (Punahou)

Overall	MP-MS	GP	Kills	Err	Att	Pct.	KPG	Ast	APG	Aces	Digs	DPG	BS	BA	TB	BPG	Pts.	P/M
2003-Fr.	1-0	1	0	0	0	.000	0.00	0	0	0	1	1.00	0	0	0	0.00	0.0	0.0
2004-Jr.	5-0	6	0	0	0	.000	0.0	0	0.0	0	2	0.33	0	0	0	0.0	0.0	0.0
TOTALS	6-0	7	0	0	0	.000	0.0	0	0.0	0	3	0.43	0	0	0	0.0	0.0	0.0

## Tina Murray • #4 • LS • 5-7 • Calumet City, Ill. (Thornwood)

Overall	MP-MS	GP	Kills	Err	Att	Pct.	KPG	Ast	APG	Ace	Digs	DPG	BS	BA	TB	BPG	Pts.	P/M
1987 (Fr.)	29-29	101	270	150	878	.137	2.67	9	.09	43	272	2.69	5	11	16	.16	323.5	23.5
1988 (So.)	35-35	120	262	133	796	.162	2.18	11	.09	47	393	3.28	11	22	33	.28	331.0	71.0
1989 (Jr.)	33-32	116	449	162	1225	.234	3.87	21	.18	29	368	3.17	11	24	35	.30	501.0	232.0
1990 (Sr.)	35-33	123	377	140	1212	.196	3.07	11	.09	34	490	3.98	3	9	12	.10	418.5	171.5
TOTALS	132-129	460	1358	585	4111	.188	2.95	52	.11	153	1523	3.31	30	66	96	.73	1574.0	498.0

## Amber Nu'u • #3 • OH/L • 5-11 • Aurora, Colo. (Smoky Hill)

Overall	MP-MS	GP	Kills	Err	Att	Pct.	KPG	Ast	APG	Aces	Digs	DPG	BS	BA	TB	BPG	Pts.	P/M
2003-Fr.	26-7	88	81	47	235	.145	0.92	27	0.31	6	175	1.99	0	3	3	0.03	88.5	-18.5
2004-So.	25-10	55	122	59	323	.195	2.22	18	0.33	7	97	1.76	3	9	12	0.22	136.5	41.5
TOTALS	51-17	143	203	106	558	.174	1.42	45	0.31	13	272	1.90	3	12	15	0.10	225.0	23.0

## Ashley Nu'u • #2 • S • 5-10 • Aurora, Colo. (Smoky Hill)

Overall	MP-MS	GP	Kills	Err	Att	Pct.	KPG	Ast	APG	Aces	Digs	DPG	BS	BA	TB	BPG	Pts.	P/M
2003-Fr.	22-2	60	56	14	135	.311	0.93	369	6.15	1	56	0.93	18	30	48	0.80	90.0	63.0
2004-So.	28-28	94	119	36	240	.346	1.26	1146	12.19	14	144	1.53	8	55	63	0.67	168.5	82.5
TOTALS	50-30	154	175	50	375	.333	1.14	1515	9.84	15	200	1.30	26	85	111	0.72	258.5	145.5

## Courtney Owens • #15 • LS • 5-9 • Newport Beach, Calif. (Calvary Chapel)

Overall	MP-MS	GP	Kills	Err	Att	Pct.	KPG	Ast	APG	Ace	Digs	DPG	BS	BA	TB	BPG	Pts.	P/M
1995 (Fr.)	27-1	82	32	19	111	.117	.39	3	.04	11	92	1.12	1	1	2	.02	44.5	-1.5
1996 (So.)	27-1	90	65	38	201	.134	.72	19	.21	13	114	1.27	4	5	9	.10	84.5	-2.5
1997 (Jr.)	31-26	103	295	161	840	.160	2.86	24	.23	14	279	2.71	6	31	37	.36	330.5	104.5
1998 (Sr.)	30-30	106	399	221	1175	.151	3.76	47	.44	31	342	3.27	9	47	56	.53	457.5	237.5
TOTALS	115-58	381	791	439	2327	.151	2.08	93	.24	69	827	2.17	20	84	104	.27	917.0	338.0

## Shannon Parke • #13 • OH • 5-10 • Manhattan Beach, Calif. (Mira Costa)

Overall	MP-MS	GP	Kills	Err	Att	Pct.	KPG	Ast	APG	Ace	Digs	DPG	BS	BA	TB	BPG	Pts.	P/M
1992 (Fr.)	22-2	38	24	13	74	.149	.63	2	.05	6	30	.79	0	1	1	.03	30.5	-13.5
1993 (So.)	29-9	78	44	8	98	.367	.56	8	.10	9	68	.87	3	1	4	.05	56.5	21.5
1994 (Jr.)	29-0	85	12	4	41	.195	.14	8	.09	9	100	1.18	4	8	12	.14	29.0	-18.0
TOTALS	80-11	201	80	25	213	.258	.40	18	.09	24	198	.99	7	10	17	.08	116.0	-10.0

## Haley Pilkington • #3 • DS • 5-5 • Fort Collins, Colo. (Fort Collins)

Overall	MP-MS	GP	Kills	Err	Att	Pct.	KPG	Ast	APG	Ace	Digs	DPG	BS	BA	TB	BPG	Pts.	P/M
2001 (Fr.)	6-0	7	0	1	1	1.000	.00	0	.00	0	5	.71	0	0	0	.00	0.0	-2.0

## Kelly Prahm • #1 • MB • 5-9 • Los Altos, Calif. (St. Francis)

Overall	MP-MS	GP	Kills	Err	Att	Pct.	KPG	Ast	APG	Ace	Digs	DPG	BS	BA	TB	BPG	Pts.	P/M
1992 (Rfr.)	12-0	21	14	7	38	.184	.67	0	.00	2	13	.62	3	11	14	.67	24.5	13.5
1994 (Jr.)	7-0	9	3	1	8	.250	.33	1	.11	0	4	.44	0	0	0	.00	3.0	0.0
TOTALS	19-0	30	17	8	46	.196	.57	1	.03	2	17	.57	3	11	14	.47	27.5	13.5

Prahm redshirted in 1991 and was injured for the entire season in 1993.

## Josee Roberge • #6 • RS • 6-3 • St-Georges, Quebec (Polyvante St-Georges)

Overall	MP-MS	GP	Kills	Err	Att	Pct.	KPG	Ast	APG	Ace	Digs	DPG	BS	BA	TB	BPG	Pts.	P/M
1998 (Rfr.)	5-0	6	7	2	17	.294	1.17	1	.17	0	6	1.00	0	3	3	.50	8.5	6.5
1999 (So.)	16-1	27	33	22	99	.111	1.22	9	.33	3	32	1.14	1	8	9	.33	41.0	-1.0
2000 (Jr.)	28-9	83	134	63	374	.190	1.61	45	.54	5	70	.84	6	61	67	.81	175.5	101.5
2001 (Sr.)	30-4	100	110	57	313	.169	1.11	36	.36	0	37	.37	9	78	86	.87	157.5	91.5
TOTALS	79-14	216	284	144	803	.174	1.33	91	.42	8	145	.67	16	149	165	.76	382.5	198.5

Josee Roberge redshirted the 1997 season.

## Sylvie Roberge • #9 • MB • 6-3 • St-Georges, Quebec (Jesus St. Marie)

Overall	MP-MS	GP	Kills	Err	Att	Pct.	KPG	Ast	APG	Ace	Digs	DPG	BS	BA	TB	BPG	Pts.	P/M
1998 (Rfr.)	8-0	8	11	2	18	.500	1.38	0	.00	0	0	.00	0	3	3	.38	12.5	10.5
1999 (So.)	19-1	37	77	18	156	.378	2.08	0	.00	0	11	.30	3	19	22	.59	89.5	62.5
2000 (Jr.)	9-6	36	105	37	237	.287	2.92	3	.08	0	10	.28	3	35	38	1.06	125.5	83.5
TOTALS	36-7	81	193	57	411	.331	2.38	3	.04	0	21	.26	6	57	63	.77	227.5	156.5

Josee Roberge redshirted the 1997 season.

## Buffy Romero • #17 • LS/S • 5-11 • Long Beach, Calif. (Long Beach Wilson)

Overall	MP-MS	GP	Kills	Err	Att	Pct.	KPG	Ast	APG	Ace	Digs	DPG	BS	BA	TB	BPG	Pts.	P/M
1988 (Fr.)	33-1	89	4	5	18	-.056	.05	0	.00	3	43	.48	1	1	2	.02	8.5	-6.5
1989 (So.)	20-2	46	7	1	16	.375	.15	34	.74	3	48	1.04	0	2	2	.04	11.0	-3.0
1990 (Jr.)	32-9	82	22	3	59	.322	.27	195	2.38	3	108	1.32	5	13	18	.22	36.5	19.5
1991 (Sr.)	3-0	8	1	0	1	1.000	.13	34	4.25	2	7	.88	0	3	3	.38	4.5	4.5
TOTALS	88-12	225	34	9	94	.266	.15	263	1.17	11	206	.92	6	19	25	.11	60.5	14.5

## Sonja Russell • #10 • LS • 5-11 • Poway, Calif. (Poway)

Overall	MP-MS	GP	Kills	Err	Att	Pct.	KPG	Ast	APG	Ace	Digs	DPG	BS	BA	TB	BPG	Pts.	P/M
1998 (Fr.)	29-3	86	65	37	178	.157	.76	18	.21	10	138	1.60	0	7	7	.08	78.5	41.5
1999 (So.)	30-29	107	427	243	1169	.157	3.99	45	.42	20	375	3.50	0	44	44	.41	469.0	170.0
2000 (Jr.)	29-29	106	425	214	1155	.183	4.01	60	.57	15	406	3.83	3	47	50	.47	466.5	172.5
2001 (Sr.)	27-27	99	320	192	878	.146	3.23	82	.83	14	352	3.56	4	42	46	.47	359.0	85.0
TOTALS	115-88	398	1237	686	3380	.163	3.11	205	.51	59	1271	3.19	7	140	147	.36	1373.0	469.0



Courtney Owens



Tina Murray



Shannon Parke



Josee Roberge



Sylvie Roberge



Buffy Romero



# ALL-TIME BUFFS: S-V



**Stephanie Salgado**



**Melissa Schutz**

**Stephanie Salgado • #16 • RS • 6-1 • Yucaipa, Calif. (Yucaipa)**

Overall	MP-MS	GP	Kills	Err	Att	Pct.	KPG	Ast	APG	Ace	Digs	DPG	BS	BA	TB	BPG	Pts.	P/M
1987 (Fr.)	28-24	92	121	91	395	.076	1.33	16	.17	32	74	.80	23	41	64	.70	196.5	12.5
1988 (So.)	35-33	122	389	155	879	.266	3.19	41	.34	55	192	1.57	27	59	86	.70	500.5	231.5
1989 (Jr.)	33-28	110	257	113	661	.218	2.34	35	.32	35	255	2.32	11	60	71	.65	333.0	156.0
1990 (Sr.)	17-8	44	65	31	192	.177	1.48	10	.23	7	84	1.91	9	14	23	.52	97.5	40.5
TOTALS	113-93	368	832	390	2127	.208	2.27	102	.28	129	605	1.64	70	174	244	.66	1127.5	440.5

**Maragda Santillana • #4 • OH • 6-4 • Barcelona, Spain (Ses Joaquim Blume)**

Overall	MP-MS	GP	Kills	Err	Att	Pct.	KPG	Ast	APG	Ace	Digs	DPG	BS	BA	TB	BPG	Pts.	P/M
2002-Fr.	28-14	83	177	86	444	.205	2.13	19	0.23	1	53	0.64	12	53	65	0.78	216.5	110.5
2003-So.	30-25	95	324	167	778	.202	3.41	14	0.15	19	165	1.74	24	29	53	0.56	381.5	172.5
2004-Jr.	19-19	66	275	96	650	.275	4.17	17	0.26	0	128	1.94	13	25	38	0.58	300.5	175.5
TOTALS	77-58	244	786	349	1872	.233	3.22	50	0.20	20	346	1.42	49	107	156	0.64	898.5	458.5

**Melissa Schutz • #7 • MB • 6-0 • Newport Beach, Calif. (Newport Beach)**

Overall	MP-MS	GP	Kills	Err	Att	Pct.	KPG	Ast	APG	Ace	Digs	DPG	BS	BA	TB	BPG	Pts.	P/M
1995 (Fr.)	13-13	50	135	39	295	.325	2.70	7	.14	19	94	1.88	9	33	42	.84	179.5	112.5
1996 (So.)	28-26	93	255	93	584	.277	2.74	12	.13	23	131	1.41	9	57	66	.71	315.5	163.5
1997 (Jr.)	31-27	97	259	97	592	.274	2.67	18	.19	27	160	1.65	6	72	78	.80	328.0	156.0
1998 (Sr.)	29-17	74	148	59	340	.262	2.00	15	.20	23	142	1.92	2	51	53	.72	198.5	135.5
TOTALS	101-63	314	797	288	1811	.281	2.54	52	.17	92	527	1.68	26	213	239	.76	1021.5	567.5

**Tracy Seiler • #3 • S • 5-8 • Chicago, Ill. (Maria)**

Overall	MP-MS	GP	Kills	Err	Att	Pct.	KPG	Ast	APG	Ace	Digs	DPG	BS	BA	TB	BPG	Pts.	P/M
1993 (Rfr.)	18-0	33	2	0	6	.333	.06	1	.03	0	24	.73	0	0	0	.00	2.0	-8.0
1994 (So.)	31-19	94	30	13	89	.191	.32	979	10.41	15	188	2.00	3	27	30	.32	61.5	5.5
TOTALS	49-19	127	32	13	95	.200	.25	980	7.72	15	212	1.67	3	27	30	.24	63.5	-2.5

Seiler redshirted for the 1992 season.

**Jennifer Sherlock • #10 • S • 5-9 • Flossmoor, Ill. (Homewood-Flossmoor)**

Overall	MP-MS	GP	Kills	Err	Att	Pct.	KPG	Ast	APG	Ace	Digs	DPG	BS	BA	TB	BPG	Pts.	P/M
1987 (Fr.)	29-29	102	82	31	248	.206	.80	850	8.33	37	197	1.93	3	28	31	.30	136.0	46.0
1988 (So.)	35-35	122	160	44	399	.291	1.31	1335	10.94	65	277	2.27	19	58	77	.63	273.0	148.0
1989 (Jr.)	33-32	118	99	20	262	.302	.84	1332	11.29	24	262	2.22	8	57	65	.55	159.5	80.5
1990 (Sr.)	26-13	75	50	8	111	.378	.57	679	9.05	19	174	2.35	2	14	16	.22	78.0	43.0
TOTALS	123-109	417	391	83	1020	.302	.94	4196	10.06	145	910	2.18	32	157	189	.45	646.5	317.5

**Lisa Small • #1 • DS • 5-7 • Galt, Calif. (Galt)**

Overall	MP-MS	GP	Kills	Err	Att	Pct.	KPG	Ast	APG	Ace	Digs	DPG	BS	BA	TB	BPG	Pts.	P/M
1997 (Fr.)	21-2	49	0	1	2	-.500	.00	5	.10	0	26	.53	0	0	0	.00	0.0	-4.0
1998 (So.)	20-1	30	0	0	1	.000	.00	0	.00	3	10	.33	0	0	0	.00	3.0	3.0
1999 (Jr.)	28-3	70	0	0	0	.000	.00	6	.09	5	68	.97	0	0	0	.00	5.0	-3.0
2000 (Sr.)	29-17	106	1	1	14	.000	.01	13	.10	27	284	2.68	0	0	0	.00	28.5	3.5
TOTALS	98-23	255	1	2	16	-.062	.00	24	.09	35	388	1.52	0	0	0	.00	36.5	-.5

**Andrea Smith • #13 • OH • 5-11 • Sterling, Colo. (Sterling)**

Overall	MP-MS	GP	Kills	Err	Att	Pct.	KPG	Ast	APG	Ace	Digs	DPG	BS	BA	TB	BPG	Pts.	P/M
1986 (Fr.)	23-23	79	160	132	605	.046	2.03	6	.08	14	169	2.14	17	19	36	.46	171.5	-61.5
1987 (So.)	7-0	11	6	8	38	-.053	.55	0	.00	0	10	.91	1	0	1	.09	7.0	-12.0
TOTALS	30-23	90	166	140	643	.040	1.84	6	.07	14	179	1.99	18	19	37	.41	178.6	-73.5

**Lisa Soulliere • #11 • MB • 6-1 • Littleton, Colo. (Columbine/Nebraska)**

Overall	MP-MS	GP	Kills	Err	Att	Pct.	KPG	Ast	APG	Ace	Digs	DPG	BS	BA	TB	BPG	Pts.	P/M
1987 (So.)	29-29	102	166	64	404	.252	1.63	8	.08	22	98	.96	46	57	103	1.01	262.5	120.5
1988 (Jr.)	35-35	118	230	78	565	.269	1.95	19	.16	29	147	1.25	69	72	141	1.19	364.0	213.0
1989 (Sr.)	33-32	119	354	96	764	.338	2.97	25	.21	38	243	2.04	59	109	168	1.41	497.5	329.5
TOTALS	97-96	339	750	238	1733	.295	2.21	52	.15	89	488	1.44	174	238	412	1.22	1124.0	663.0

**Lucy Stearns • #4 • S • 5-8 • Littleton, Colo. (Arapahoe)**

Overall	MP-MS	GP	Kills	Err	Att	Pct.	KPG	Ast	APG	Ace	Digs	DPG	BS	BA	TB	BPG	Pts.	P/M
1986 (Fr.)	21-7	70	11	6	38	.132	.16	101	1.44	23	144	2.06	2	8	10	.14	32.0	-11.0

**Amber Sutherland • #12 • OH • 5-10 • Glenwood Springs, Colo. (Glenwood Springs)**

Overall	MP-MS	GP	Kills	Err	Att	Pct.	KPG	Ast	APG	Ace	Digs	DPG	BS	BA	TB	BPG	Pts.	P/M
2004-Fr.	11-0	19	25	19	70	.086	1.32	0	0.00	0	16	0.84	0	5	5	0.26	27.5	4.5

**Heather Sweeney • #14 • MB • 5-11 • Nipomo, Calif. (Arroyo Grande)**

Overall	MP-MS	GP	Kills	Err	Att	Pct.	KPG	Ast	APG	Ace	Digs	DPG	BS	BA	TB	BPG	Pts.	P/M
1992 (Fr.)	30-26	106	220	82	505	.273	2.08	15	.14	38	178	1.68	21	58	79	.75	308.0	171.0
1993 (So.)	8-5	24	42	15	98	.276	1.75	3	.13	4	27	1.13	7	7	14	.58	56.5	29.5
TOTALS	38-31	130	262	97	603	.274	2.02	18	.14	42	205	1.58	28	65	93	.72	364.5	200.5

**Kim Taskey • #7 • LS • 5-11 • Portage, Mich. (Portage Northern)**

Overall	MP-MS	GP	Kills	Err	Att	Pct.	KPG	Ast	APG	Ace	Digs	DPG	BS	BA	TB	BPG	Pts.	P/M
1999 (Fr.)	24-2	52	114	60	342	.158	2.19	9	.17	13	82	1.58	1	18	19	.37	137.0	55.0
2000 (So.)	27-10	89	174	101	505	.145	1.96	36	.40	13	166	1.87	2	11	13	.15	194.5	40.5
2001 (Jr.)	27-12	74	134	73	401	.152	1.81	37	.50	15	150	2.16	0	16	16	.22	157.0	23.0
2002 (Sr.)	30-29	108	236	127	685	.159	2.19	62	.57	22	320	2.96	4	34	38	.35	279.0	64.0
TOTALS	108-55	331	658	362	1946	.152	1.99	146	.44	63	733	2.21	7	79	86	.26	767.5	182.5

**Wendy Van Wyhe • #9 • MB • 6-1 • Chino, Calif. (Ontario Christian)**

Overall	MP-MS	GP	Kills	Err	Att	Pct.	KPG	Ast	APG	Ace	Digs	DPG	BS	BA	TB	BPG	Pts.	P/M
1989 (Rfr.)	33-18	104	160	64	394	.244	1.54	11	.11	1	54	.52	34	64	98	.94	227.0	135.0
1990 (So.)	34-28	119	289	97	635	.302	2.43	8	.07	9	114	.96	71	64	135	1.13	396.0	250.0
1991 (Jr.)	34-34	122	359	95	754	.350	2.94	3	.02	10	85	.70	43	66	109	.89	430.0	296.0
TOTALS	101-80	345	808	256	1783	.310	2.34	22	.06	20	253	.73	148	194	342	.99	1053.0	681.0

Van Wyhe redshirted the 1988 season.

# ALL-TIME BUFFS: V-2



## Monica Vesanovic • #12 • DS • 5-5 • Los Altos, Calif. (St. Francis)

Overall	MP-MS	GP	Kills	Err	Att	Pct.	KPG	Ast	APG	Ace	Digs	DPG	BS	BA	TB	BPG	Pts.	P/M
2000-Fr.	13-1	30	0	0	1	.000	0.00	4	0.13	0	24	0.80	0	0	0	0.00	0.0	-6.0
2001-So.	21-10	57	0	0	0	---	0.00	16	0.28	7	83	1.46	0	0	0	0.00	7.0	-4.0
2002-Jr.	29-4	97	2	0	2	1.000	0.02	12	0.12	11	76	0.78	1	1	2	0.02	14.5	-21.5
2003-Sr.	30-0	94	0	1	3	-.333	0.00	2	0.02	19	50	0.53	0	0	0	0.00	19.0	-4.0
TOTALS	93-15	278	2	1	6	.167	0.01	34	0.12	37	233	0.84	1	1	2	0.01	40.5	-35.5

## Sara Villwock • #4 (2000) & #1 (2001) • LS • 6-1 • Fort Collins, Colo. (Rocky Mountain)

Overall	MP-MS	GP	Kills	Err	Att	Pct.	KPG	Ast	APG	Ace	Digs	DPG	BS	BA	TB	BPG	Pts.	P/M
2000 (Fr.)	29-19	91	251	142	707	.154	2.76	48	.53	16	197	2.16	1	40	41	.45	288.0	74.0
2001 (So.)	30-21	93	252	149	710	.144	2.71	54	.58	14	236	2.54	10	36	46	.49	294.0	65.0
TOTALS	59-40	184	503	291	1417	.149	2.74	102	.56	30	433	2.32	11	76	87	.47	582.0	139.0

## Therese Vinal • #16 • DS • 5-8 • Santa Clara, Calif. (Presentation)

Overall	MP-MS	GP	Kills	Err	Att	Pct.	KPG	Ast	APG	Ace	Digs	DPG	BS	BA	TB	BPG	Pts.	P/M
2004-Fr.	26-0	70	0	0	0	.000	0.00	10	0.14	10	137	1.96	0	0	0	0.0	10.0	-18.0

## Nicole Vranesh • #7 • S • 5-8 • Las Vegas, Nev. (Bonanza)

Overall	MP-MS	GP	Kills	Err	Att	Pct.	KPG	Ast	APG	Ace	Digs	DPG	BS	BA	TB	BPG	Pts.	P/M
1990 (Fr.)	32-19	107	61	14	135	.348	.57	648	6.06	16	207	1.93	4	21	25	.23	91.5	32.5
1991 (So.)	35-35	126	101	40	280	.218	.80	1712	13.59	25	352	2.79	7	48	55	.44	156.0	45.0
1992 (Jr.)	31-31	110	99	42	251	.227	.90	1360	11.99	18	331	3.01	4	31	35	.32	137.5	47.5
1993 (Sr.)	32-30	114	111	38	277	.264	.97	1541	13.52	24	358	3.14	12	25	37	.32	159.5	74.5
TOTALS	130-115	457	372	134	943	.227	.81	5261	11.42	83	1248	2.73	27	125	152	.33	544.5	199.5

## Rachel Wacholder • #11 • LS/RS • 5-8 • Laguna Beach, Calif. (Laguna Beach)

Overall	MP-MS	GP	Kills	Err	Att	Pct.	KPG	Ast	APG	Ace	Digs	DPG	BS	BA	TB	BPG	Pts.	P/M
1993 (Fr.)	32-30	105	219	79	569	.246	2.09	51	.49	26	296	2.82	6	28	34	.32	265.0	141.0
1994 (So.)	31-30	104	371	149	1206	.184	3.57	31	.30	45	318	3.06	16	27	43	.41	445.5	182.5
1995 (Jr.)	28-28	107	438	186	1383	.182	4.09	10	.09	38	399	3.73	6	22	28	.26	493.0	209.0
1996 (Sr.)	29-29	103	456	130	1181	.276	4.43	48	.47	36	329	3.19	10	41	51	.50	522.5	313.5
TOTALS	120-117	419	1484	544	4339	.217	3.54	140	.33	145	1342	3.20	38	118	156	.37	1726.0	846.0

## Leah Williams • #5 • MB • San Diego, Calif. (La Jolla)

Overall	MP-MS	GP	Kills	Err	Att	Pct.	KPG	Ast	APG	Ace	Digs	DPG	BS	BA	TB	BPG	Pts.	P/M
1992 (Fr.)	26-5	47	39	13	47	.149	.83	12	.26	11	28	.60	4	14	18	.38	60.0	40.0
1993 (So.)	27-25	95	247	108	592	.235	2.60	16	.17	23	245	2.58	19	50	69	.63	314.0	153.0
1994 (Jr.)	31-30	102	280	98	586	.311	2.75	16	.16	22	282	2.76	29	98	127	1.25	380.0	248.0
1995 (Sr.)	28-28	107	266	70	566	.346	2.49	11	.10	34	266	2.49	29	148	177	1.65	403.0	224.0
TOTALS	112-88	351	832	289	1791	.303	2.37	54	.15	90	821	2.34	81	310	391	1.11	1157.0	665.0

## Shelly Wolfe • #8 • S • 6-0 • San Jose, Calif. (St. Francis)

Overall	MP-MS	GP	Kills	Err	Att	Pct.	KPG	Ast	APG	Ace	Digs	DPG	BS	BA	TB	BPG	Pts.	P/M
1995 (Rfr.)	28-27	99	27	12	77	.195	.27	1023	10.33	27	208	2.10	3	51	54	.54	82.5	31.5

Wolfe redshirted the 1994 season.

## Staci Wolfe • #4 • SH • 5-10 • San Jose, Calif. (St. Francis)

Overall	MP-MS	GP	Kills	Err	Att	Pct.	KPG	Ast	APG	Ace	Digs	DPG	BS	BA	TB	BPG	Pts.	P/M
1991 (Fr.)	35-5	121	167	70	446	.217	1.38	15	.12	59	298	2.46	2	12	14	.12	234.0	43.0
1992 (So.)	29-29	99	256	118	735	.188	2.59	32	.32	45	245	2.47	4	24	28	.28	317.0	85.0
1993 (Jr.)	32-30	112	427	265	1403	.115	3.81	19	.17	60	369	3.29	7	25	32	.29	506.5	44.5
1994 (Sr.)	10-9	34	155	64	383	.238	4.56	8	.24	10	123	3.61	3	8	11	.32	172.0	48.0
TOTALS	108-73	376	1005	517	2967	.164	2.67	74	.20	174	1035	2.75	16	69	85	.27	1229.5	220.5

## Katie Zabransky • #8 • MB • 6-2 • Brookfield, Wis. (Brookfield East)

Overall	MP-MS	GP	Kills	Err	Att	Pct.	KPG	Ast	APG	Ace	Digs	DPG	BS	BA	TB	BPG	Pts.	P/M
1990 (Rfr.)	33-24	110	177	89	462	.190	1.61	10	.09	16	118	1.07	46	50	96	.87	254.5	99.5
1991 (So.)	35-35	121	341	121	749	.294	2.82	13	.11	20	193	1.60	41	88	129	1.07	446.0	228.0
TOTALS	68-59	231	518	210	1211	.254	2.24	23	.10	36	311	1.35	87	138	225	.97	700.5	327.5

Zabransky redshirted the 1989 season.

## Kristin Zastrow • #3 • S • 5-6 • Avon, Colo. (Battle Mountain)


Overall	MP-MS	GP	Kills	Err	Att	Pct.	KPG	Ast	APG	Ace	Digs	DPG	BS	BA	TB	BPG	Pts.	P/M
1987 (Fr.)	26-1	61	1	2	3	-.333	.02	1	.02	4	50	.82	0	0	0	.00	3.0	-11.0
1988 (So.)	23-0	44	0	0	0	.000	.00	1	.02	0	13	.30	0	0	0	.00	0.0	-5.0
TOTALS	49-1	105	1	2	3	-.333	.01	2	.02	4	63	.60	0	0	0	.00	3.0	-16.0

## Austin Zimmerman • #7 • OH/MB • 6-0 • Cheney, Wash. (Lewis and Clark)

Overall	MP-MS	GP	Kills	Err	Att	Pct.	KPG	Ast	APG	Aces	Digs	DPG	BS	BA	TB	BPG	Pts.	P/M
2003-Fr.	31-31	110	195	70	468	.267	1.77	48	0.44	20	217	1.97	8	75	83	0.75	260.5	104.5
2004-So.	28-28	98	198	63	455	.297	2.02	20	0.20	14	186	1.90	8	90	98	1.00	265.0	149.0
TOTALS	59-59	208	393	133	923	.282	1.89	68	0.33	34	403	1.94	16	165	181	0.87	525.5	253.5

## Janine Zumerchik • #2 • MB • 6-2 • Palos Park, Ill. (Carl Sandburg)

Overall	MP-MS	GP	Kills	Err	Att	Pct.	KPG	Ast	APG	Ace	Digs	DPG	BS	BA	TB	BPG	Pts.	P/M
1991 (Fr.)	30-1	64	63	18	126	.357	.98	6	.09	4	46	.72	5	23	28	.44	83.5	39.5
1992 (So.)	31-31	107	312	95	676	.321	2.92	8	.07	8	123	1.15	20	56	76	.71	368.0	219.0
1993 (Jr.)	32-30	109	382	124	835	.309	3.50	8	.07	11	206	1.89	17	51	68	.62	435.5	259.5
1994 (Sr.)	31-29	102	296	94	707	.286	2.90	12	.12	13	255	2.50	11	51	62	.61	345.5	198.5
TOTALS	124-91	382	1053	331	2344	.308	2.76	34	.09	36	630	1.65	53	181	234	.61	1232.5	716.5



Rachel Wacholder



Monica Vesanovic



Nicole Vranesh



Staci Wolfe



Janine Zumerchik

HISTORY

# WHERE THE BUFFALO ROAM

## Arizona (2)

Mesa Jennifer Meeker  
Scottsdale Tiffany Jestadt

## California (32)

### SOUTHERN CALIFORNIA

Bakersfield Mallori Gibson  
Chino Wendy Van Wyhe  
Coto de Caza Dana Crary  
Fountain Valley Kellie Bruce  
Irvine Stephanie Chiang  
La Mesa Karrie Downey  
Laguna Beach Kathleen Bunce  
Rachel Wacholder  
Long Beach Buffy Romero  
Manhattan Beach Brooke Donahue  
Shannon Parke  
Newport Beach Courtney Owens  
Melissa Schutz  
Orange Monique Gerlach  
Poway Sonja Russell  
San Diego Shana Bowen  
Leah Williams

### NORTHERN CALIFORNIA

Aptos Tegan Lynch  
Crescent City Jennifer Anderson  
Michele Kohler  
Galt Lisa Small  
Los Altos Diane Johnson  
Kelly Prahm  
Monica Vesanovic  
Mountain View Lauren Schaefer  
Nipomo Heather Sweeney  
San Jose Shelly Wolfe  
Staci Wolfe  
Therese Viñal  
Santa Clara Anne Marie Cochran  
Saratoga Alison Koepke  
Walnut Creek Stephanie Salgado  
Yucapia

## Colorado (26)

### DENVER AREA

Arvada Karen Bossi  
Denise Deluzio  
Kacey Engel  
Susan Magda  
Amber Nu'u  
Ashley Nu'u  
Amy Hulstrom  
Lynsey Mann  
Meghan Capra  
Kelly Eddy  
Highlands Ranch Kelly Masumiya  
Lakewood Stacy Metro  
Littleton Kristine Gira  
Lisa Soulliere  
Lucy Stearns  
Susan Gillette  
Wendy Callahan  
Brenda Bauernfeind  
Northglenn  
Parker  
Thornton

### EASTERN COLORADO

Sterling Andrea Smith  
NORTHERN COLORADO  
Fort Collins Haley Pilkington  
Sara Villwock  
Darla DeRuiter

### WESTERN COLORADO

Avon Kristin Zastrow  
Glenwood Springs Amber Sutherland  
Pagosa Springs Sara Fredrickson  
Vail Lara Bossow

## Hawai'i (2)

Honolulu Pi'ikea Dudoit  
Krislen Morgado

## Illinois (6)

Calumet City Tina Murray  
Chicago Tracy Seiler  
Flossmore Jennifer Sherlock

Glen Ellyn  
Naperville  
Palos Park

Meghan Barkman  
Elizabeth Gower  
Janine Zumerchik

## Iowa (1)

Bettendorf Ashley VenHorst

## Louisiana (1)

Baton Rouge Allie Griffin

## Michigan (2)

East Grand Rapids Alex Buth  
Portage Kim Taskey

## Minnesota (1)

Luverne Melissa Bollinger

## Nevada (1)

Las Vegas Nicole Vranesh

## Texas (5)

Amarillo Drew Hays  
Sarah Lodge  
Arlington Allison Barnes  
Cypress Kristin Engelking  
Houston Cory Hayes

## Washington (1)

Cheney Austin Zimmerman

## Wisconsin (2)

Brookfield Katie Zabransky  
Wauwatosa Nicole Carr

## Quebec (2)

St-Georges Josee Roberge  
Sylvie Roberge

## Spain (1)

Barcelona Maragda Santillana

# ALL-TIME NUMBERS

## 1

Susan Gillette, 1986  
Karen Bossi, 1988  
Kelly Prahm, 1991-94  
Lisa Small, 1997-00  
Sara Villwock, 2001  
Drew Hays, 2002-03  
Lynsey Mann, 2003-

## 2

Meghan Capra, 1986-88  
Stacy Metro, 1989  
Janine Zumerchik, 1991-94  
Tegan Lynch, 1995-98  
Meghan Barkman, 1999-02  
Ashley Nu'u, 2003-

## 3

Kelly Eddy, 1986  
Kristin Zastrow, 1987-88  
Stephanie Chiang, 1990-92  
Tracy Seiler, 1993-94  
Kelly Campbell, 1996-99  
Haley Pilkington, 2001  
Kelly Masumiya, 2002  
Amber Nu'u, 2003-

## 4

Lucy Stearns, 1986  
Tina Murray, 1987-90  
Staci Wolfe, 1991-94  
Sarah Lodge, 1995-98  
Sara Villwock, 2000  
Maragda Santillana, 2002-04  
Lauren Schaefer, 2005-

## 5

Kristine Gira, 1986-87  
Tiffany Jestadt, 1990-91  
Leah Williams, 1992-95  
Cory Hayes, 1998-99  
Allison Barnes, 2001-04  
Dana Crary, 2005-

## 6

Wendy Callahan, 1987-88  
Diane Johnson, 1989-90  
Jennifer Anderson, 1993-96  
Josee Roberge, 1997-01  
Kelly Masumiya, 2002-

## 7

Denise Deluzio, 1986  
Darla DeRuiter, 1987-88  
Nicole Vranesh, 1990-93  
Andria Shaw, 1994  
Melissa Schutz, 1995-98  
Kim Taskey, 1999-02  
Austin Zimmerman, 2003-

## 8

Katie Zabransky, 1989-91  
Shelly Wolfe, 1994-95  
Kristin Engelking, 1996-99  
Sara Fredrickson, 2000-02  
Alex Buth, 2004-

## 9

Kellie Bruce, 1987  
Wendy Van Wyhe, 1988-91  
Joyce Ortell, 1995  
Sylvie Roberge, 1997-00  
Allie Griffin, 2002-

## 10

Melissa Bollinger, 1986  
Jennifer Sherlock, 1987-90  
Karrie Downey, 1991-94  
Kathleen Bunce, 1995-96  
Sonja Russell, 1998-01  
Nicole Carr, 2002-

## 11

Lisa Soulliere, 1986-89  
Tracy Seiler, 1992  
Rachel Wacholder, 1993-96  
Elizabeth Gower, 1999-02  
Lara Bossow, 2003-

## 12

Amy Hulstrom, 1986-87  
Tiffany Jestadt, 1989  
Karrin Borchard, 1992  
Tori Martin, 1993  
Alison Koepke, 1994-97  
Monica Vesanovic, 2000-03  
Amber Sutherland, 2004-

## 13

Andi Smith, 1986-87  
Jennifer Mason, 1990-91  
Shannon Parke, 1992-94  
Anne Marie Cochran, 1995  
Brooke Donahue, 2001  
Krislen Morgado, 2003-

## 14

Heather Sweeney, 1992-93  
Pi'ikea Dudoit, 2001-02  
Ashley VenHorst, 2005-

## 15

Susan Magda, 1986-88  
Jennifer Meeker, 1989-91  
Sarah McKinney, 1994  
Courtney Owens, 1995-98  
Monique Gerlach, 2000-03

## 16

Stephanie Salgado, 1987-90  
Brenda Bauernfeind, 1993-94  
Shana Bowen, 1996-99  
Therese Viñal, 2004-

## 17

Buffy Romero, 1988-91  
Kacey Engel, 1992-94

## 18

Michelle Kohler, 1989-92

## 77

Mallori Gibson, 2005-

# COACH & STAFF HISTORY



## Colorado's Coaching Ledger

Season	Head Coach	Record	Conf.	Fin.	Home	Away	Neutral	Postseason Finish
1986	Brad Saindon	6-18	—	(-)	3-4	2-8	1-6	
1987	Brad Saindon	9-20	3-9	(t5)	4-9	3-9	2-2	
1988	Brad Saindon	22-13	8-4	(3)	11-4	6-7	5-2	
1989	Mike McLean	22-11	10-2	(2)	8-4	8-5	6-2	NCAA First Round
1990	Saindon/McLean	20-15	9-3	(2)	9-3	6-8	5-4	WIVC (2-2 Record)
thru Oct. 6	Mike McLean	8-8	1-0		5-1	0-6	3-1	
from Oct. 12	Brad Saindon	12-7	8-3		4-2	6-2	2-3	
1991	Brad Saindon	25-10	10-2	(2)	10-2	7-5	8-3	NCAA First Round
1992	Brad Saindon	22-9	10-2	(2)	10-2	8-5	4-2	NCAA First Round
1993	Brad Saindon	26-6	11-1	(1)	14-0	7-2	5-4	NCAA Sweet 16
1994	Brad Saindon	23-8	10-2	(2)	13-4	7-3	3-1	NCAA Sweet 16
1995	Brad Saindon	17-11	8-4	(2)	10-3	6-6	1-2	NCAA First Round
1996	Brad Saindon	19-10	13-7	(t3)	11-6	8-4	0-0	NCAA Second Round
1997	Pi'i Aiu	22-9	16-4	(t2)	12-2	9-6	1-1	NCAA Sweet 16
1998	Pi'i Aiu	22-8	14-6	(3)	12-4	8-4	2-0	NCAA Second Round
1999	Pi'i Aiu	18-12	12-8	(6)	10-4	7-6	1-2	NCAA First Round
2000	Pi'i Aiu	17-12	12-8	(t5)	8-5	7-6	2-1	NCAA Second Round
2001	Pi'i Aiu	19-11	13-7	(4)	12-2	5-9	2-0	NCAA Second Round
2002	Pi'i Aiu	15-15	9-11	(t7)	8-6	5-7	2-2	
2003	Pi'i Aiu	21-10	13-7	(t3)	10-2	7-6	4-2	NCAA First Round
2004	Pi'i Aiu	14-14	9-11	(t6)	10-5	3-8	1-1	NCAA First Round
<b>Totals</b>		<b>359-222</b>	<b>190-98</b>		<b>185-71</b>	<b>119-114</b>	<b>55-37</b>	
Brad Saindon (1986-'88; '90-'96)		181-112	81-34		90-36	60-51	31-25	6 NCAA's/2 Sweet 16's
Mike McLean (1989-'90)		30-19	11-2		13-5	8-11	9-3	1 NCAA Appearance
Pi'i Aiu (1997-2004)		148-91	98-62		82-30	51-52	15-9	7 NCAA's/1 Sweet 16

### All-Time Assistant Coaches

Jim Miret	1986-87
Liz Bitzer (Graduate Assistant)	1987
Mike McLean	1988
Pi'i Aiu	1989-96
Kim Jadg	1992
Janine Gremmell Smith	1993
Katie Zabransky	1994-95
Meg Fitzgerald	1996
Carrie Busted	1997-99
Robyn Read	1997-00
Jil Thomason	2000-05
Ricci Luyties	2001-03
Erik Sullivan	2004-05

### All-Time Trainers

Terri Brown	1989
Terri DiNardo	1990
Tami Smith	1991
Mary McLendon	1992
Krissy Warren	1993-94
Marci Roschke	1997-99
Suzanne Mull	2000
Ellen Marks	2001-03
Matt Stoneberg	2004
Kristy Davidson	2005

### All-Time SIDs

Becky Yahn	1986-89
Doug Strauss	1990-93
Jenny Converse	1994
Scott McDuffee	1995
Preston English	1996
Steve Roogow	1997
Curtis Snyder	1998-99, 2001-02
Colleen Reilly Krueger	2000
Kacey Kingry	2002
Troy Andre	2003-04

### All-Time Managers

Pi'i Aiu	1986-88
Winnie Adams	1991
Jen Mason	1994
Juan Pantoja	1997-98
Jenny Klatt	1999
LV Hanson	2000-01
Jake Loskutoff	2002
Chris Payne	2003

### All-Time Strength Coaches

Scott Asano	1999-02
Sarah Ramey	2003-05

### All-Time Volunteer Coaches

Gary Osborne	2000-03
Barry Janzen	2003
Jim Christianson	2004

### All-Time Coaches Statisticians

Ben Elder	2000-03
-----------	---------

### All-Time Administrative Assistants

Joan Cobb	1994-96
Cathy Olson	1997
Candy Parkhurst	1998-01
Michelle Rangel	2002-05

### All-Time Equipment Managers

Tracy Brown	1994-96
Tim Horton	1997-05

### All-Time Ticket Managers

Larry Warden	1993-97
Caroline Fenton	1998
Ken Klingler	1999-00
Dan Fitzstephens	2001-04
Graham Brown	2005

### All-Time Academic Counselors

Sherrice King	1997-00
Beth Wellik	2001-05



CU Volleyball's three head coaches. Mike McClean (left), Brad Saindon (center), and Pi'i Aiu (right). Aiu has been involved with the program since its inception 1986.

HISTORY

## All-American

- Second Team** (*Volleyball Magazine*)  
1999 ..... Kelly Campbell
- Third Team** (*Volleyball Magazine*)  
1998 ..... Kelly Campbell
- Honorable Mention** (*AVCA*)  
2004 ..... Allie Griffin  
2003 ..... Monique Gerlach
- Honorable Mention** (*Volleyball Magazine*)  
1989 ..... Tina Murray
- Freshman All-American** (*Volleyball Magazine*)  
1996 ..... Kelly Campbell

## Academic All-American

- First Team** (*CoSIDA*)  
1999 ..... Kelly Campbell
- Second Team** (*CoSIDA*)  
2002 ..... Elizabeth Gower

## Academic All-Region/District

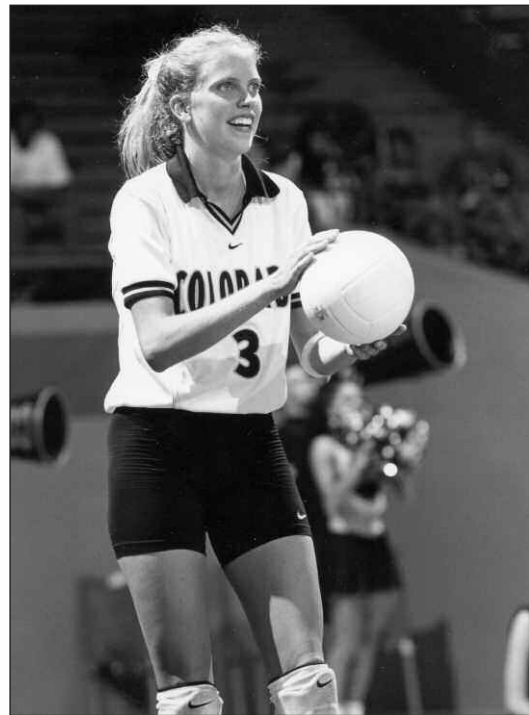
- First Team** (*District VII*)  
2002 ..... Elizabeth Gower  
2002 ..... Kim Taskey  
1999 ..... Kelly Campbell  
1990 ..... Jennifer Sherlock
- Second Team** (*District VII*)  
2000 ..... Elizabeth Gower

## Region/District Coach-of-the-Year

- Coach of the Year** (*District VII*)  
1997 ..... Pi'i Aiu

## All-Region/District

- First Team** (*All-Central Region*)  
2004 ..... Allie Griffin  
2003 ..... Monique Gerlach  
2002 ..... Monique Gerlach  
2001 ..... Elizabeth Gower & Meghan Barkman  
2000 ..... Elizabeth Gower
- First Team** (*All-District V*)  
1999 ..... Kelly Campbell  
1998 ..... Kelly Campbell  
1997 ..... Sarah Lodge  
1995 ..... Leah Williams
- First Team** (*All-Mideast Region*)  
1994 ..... Karrie Downey  
1993 ..... Karrie Downey & Nicole Vranesh  
1992 ..... Nicole Vranesh
- Second Team** (*All-Mideast Region*)  
1994 ..... Leah Williams  
1993 ..... Janine Zumerchik



A two-time All-American and All-Region pick, Kelly Campbell holds the NCAA Division I record for assist average at 14.45 per game.

## National Player-of-the-Week

- Player of the Week** (*AVCA*)  
Nov. 8, 1999 ..... Kelly Campbell  
Oct. 13, 1997 ..... Sarah Lodge

# CONFERENCE HONORS



1986 - COLORADO VOLLEYBALL - 2005

## Speciality Awards

- Pre-season Freshman of the Year (Big 12)**  
 2003 ..... Ashley Nu'u
- Community Outreach Award (Big 12)**  
 2000-01 ..... Kim Taskey
- Newcomer of the Year (Big 12)**  
 1996 ..... Sarah Lodge
- Backcourt Specialist of the Year (Big Eight)**  
 1994 ..... Shannon Parke  
 1991 ..... Stephanie Chiang

## All-Conference

### First Team (All-Big 12)

- 2004 ..... Allie Griffin  
 2003 ..... Monique Gerlach  
 2002 ..... Monique Gerlach  
 2001 ..... Elizabeth Gower & Meghan Barkman  
 2000 ..... Elizabeth Gower  
 1999 ..... Kelly Campbell & Kristin Engelking  
 1998 ..... Kelly Campbell & Tegan Lynch  
 1997 ..... Kelly Campbell & Sarah Lodge  
 1996 ..... Kelly Campbell & Rachel Wacholder

### First Team (All-Big Eight)

- 1995 ..... Leah Williams  
 1994 ..... Karrie Downey & Leah Williams  
 1993 ..... Karrie Downey & Nicole Vranesh  
 1992 ..... Nicole Vranesh  
 1991 ..... Nicole Vranesh, Wendy Van Wyhe  
 1990 ..... Tiffany Jestadt  
 1989 ..... Tina Murray, Lisa Soulliere  
 1988 ..... Stephanie Salgado

### Second Team (All-Big Eight)

- 1995 ..... Rachel Wacholder  
 1994 ..... Rachel Wacholder & Janine Zumerchik  
 1993 ..... Staci Wolfe & Janine Zumerchik  
 1992 ..... Michele Kohler & Janine Zumerchik  
 1991 ..... Katie Zabransky  
 1990 ..... Tina Murray  
 1988 ..... Susan Magda, Tina Murray & Lisa Soulliere  
 1987 ..... Lisa Soulliere

### Honorable Mention (All-Big 12)

- 2004 ..... Ashley Nu'u  
 2001 ..... Monique Gerlach  
 2000 ..... Meghan Barkman  
 1998 ..... Sarah Lodge & Courtney Owens  
 1997 ..... Alison Koepke

### Honorable Mention (All-Big Eight)

- 1991 ..... Karrie Downey  
 1988 ..... Jennifer Sherlock  
 1987 ..... Tina Murray

### Receiving Votes (All-Big 12)

- 2000 ..... Sonja Russell  
 1999 ..... Sonja Russell

## Academic All-Conference

### First Team (Big 12)

- 2004 ..... Allison Barnes, Nicole Carr  
 2003 ..... Allison Barnes, Nicole Carr, Monique Gerlach  
 2002 ..... Allison Barnes, Sara Fredrickson, Monique Gerlach,  
 Elizabeth Gower, Kim Taskey, Monica Vesanovic  
 2001 ..... Meghan Barkman, Sara Fredrickson, Monique Gerlach,  
 Elizabeth Gower, Sonja Russell, Kim Taskey, Sara Villwock  
 2000 ..... Fredrickson, Gower, Taskey  
 1999 ..... Kelly Campbell, Kristin Engelking  
 1998 ..... Campbell, Engelking, Sarah Lodge,  
 Tegan Lynch, Melissa Schutz  
 1997 ..... Campbell, Lodge, Lynch, Schutz  
 1996 ..... Campbell, Engelking, Alison Koepke, Schutz

### Second Team (Big 12)

- 2003 ..... Monica Vesanovic  
 2002 ..... Meghan Barkman

### First Team (Big Eight)

- 1995 ..... Leah Williams  
 1994 ..... Brenda Bauernfeind  
 1993 ..... Shannon Parke  
 1992 ..... Michele Kohler, Nicole Vranesh  
 1991 ..... Vranesh, Wendy Van Wyhe, Katie Zabransky  
 1990 ..... Tiffany Jestadt, Jennifer Sherlock, Van Wyhe  
 1988 ..... Wendy Callahan, Sherlock

### Second Team (Big Eight)

- 1995 ..... Rachel Wacholder  
 1994 ..... Karrie Downey  
 1992 ..... Kelly Prahm  
 1990 ..... Stephanie Salgado, Zabransky  
 1988 ..... Darla DeRuiter, Lisa Soulliere

### Honorable Mention (Big 12)

- 2001 ..... Josee Roberge  
 2000 ..... Barkman, Russell, Lisa Small  
 1999 ..... Russell, Small  
 1997 ..... Engelking, Koepke  
 1996 ..... Lodge, Lynch

## Conference Coach-of-the-Year

### Coach of the Year (Big 12)

- 1997 ..... Pi'i Aiu

### Coach of the Year (Big Eight)

- 1988, 1992 & 1993 ..... Brad Saindon

## Conference Player-of-the-Week

### Player of the Week (Big 12)

- 11/24/03 ..... Nicole Carr  
 9/16/02 ..... Monique Gerlach  
 10/15/01; 10/8/01 ..... Sara Villwock  
 11/15/99; 11/8/99; 10/11/98; 11/3/97 ..... Kelly Campbell  
 12/1/97; 10/13/97 ..... Sarah Lodge

### Player of the Week (Big Eight)

- 9/15/95 ..... Leah Williams  
 11/5/94 ..... Karrie Downey  
 10/17/94 ..... Rachel Wacholder  
 9/6/93 ..... Nicole Vranesh  
 11/3/92 ..... Janine Zumerchik  
 10/14/91 ..... Wendy Van Wyhe  
 10/22/90 ..... Tiffany Jestadt  
 9/19/89; 9/5/89 ..... Tina Murray  
 11/9/88 ..... Lisa Soulliere  
 10/31/88 ..... Stephanie Salgado  
 9/19/88 ..... Jennifer Sherlock

RECORDS

## 4.0 Club Members

*(Players who have achieved a 4.0 in a semester since 1995)*

Fall 1998 & Spring 1999	.....Melissa Schutz
Fall 1999	.....Kelly Campbell
Fall 1999, Fall 2001, Fall 2002 & Spring 2003	.....Elizabeth Gower
Spring 2000 & Spring 2001	.....Kim Taskey
Spring 2002	.....Maragda Santillana

## Honor Rolls

### Commissoner's Honor Roll *(Big 12)*

*(Given each semester for a 3.0 GPA or higher)*

Meghan Barkman	.....s00, f00, s01, f01, f02, s03
Allison Barnes	.....f01, s02, f02, s03, f03, s04
Shana Bowen	.....s00
Kathleen Bunce	.....f96, s97
Alex Buth	.....f04, s05
Kelly Campbell	.....f96, s97, f97, s98, f98, s99, f99, s00
Nicole Carr	.....f02, s03, f03, s04, f04, s05
Kristin Engelking	.....f96, s97, s98, f98, s99, f99, s00
Sara Fredrickson	.....s00, f00, s01, s02, f02, s03
Monique Gerlach	.....s01, f01, f02, s03, f03, s04
Elizabeth Gower	.....f99, s00, f00, s01, f01, s02
Allie Griffin	.....µs04
Cory Hayes	.....s99, s00
Drew Hays	.....s03
Alison Koepke	.....f96, s97, s98
Sarah Lodge	.....f96, s97, s98, s99
Tegan Lynch	.....f96, s97, f97, s98, f98, s99
Lynsey Mann	.....s04, f04, s05
Kelly Masumiya	.....s03, f03
Krislen Morgado	.....s05
Courtney Owens	.....f98, s99
Josee Roberge	.....f97, s00, f00, s01
Sylvie Roberge	.....s99, f00, s01
Sonja Russell	.....f00, s01, f01, s02, s03
Maragda Santillana	.....s02, s05
Melissa Schutz	.....f96, s97, f97, s98, f98, s99
Lisa Small	.....s98, f98, s99, s00, f00, s01
Kim Taskey	.....f99, s00, f00, s01, f01, s02, f02, s03
Monica Vesanovic	.....f00, f01, s02, f02, s03, f03, s04
Sara Villwock	.....f00, s01
Therese Viñal	.....f04, s05
Austin Zimmerman	.....s05

### Big Eight Honor Roll *(Big Eight)*

*(Given each year for a 3.0 GPA or higher)*

Brenda Bauernfeind	.....1994
Wendy Callahan	.....1987
Karrie Downey	.....1992 & 1994
Kacey Engel	.....1992 & 1993
Tiffany Jestadt	.....1988
Alison Koepke	.....1995
Michele Kohler	.....1989, 1990 & 1991
Susan Gillette	.....1986
Sarah Lodge	.....1995
Tegan Lynch	.....1995
Stacy Metro	.....1988
Shannon Parke	.....1991 & 1993
Kelly Prahm	.....1991 & 1992
Buffy Romero	.....1989
Stephanie Salgado	.....1988 & 1989
Melissa Schutz	.....1995
Jennifer Sherlock	.....1987, 1988 & 1989
Andrea Smith	.....1986 & 1987
Nicole Vranesh	.....1990
Wendy Van Wyhe	.....1988, 1989, 1990
Staci Wolfe	.....1991
Katie Zabransky	.....1990

## Miscellaneous CU Awards

### CU Athlete of the Year

2003	.....Monique Gerlach
1996	.....Leah Williams
1995	.....Karrie Downey
1990	.....Tina Murray
1989	.....Lisa Soulliere

### CU Career Athletic Achievement

2000	.....Kelly Campbell
------	---------------------

### CU Female Scholar-Athletes of the Year

*(Highest GPA throughout career of all student-athletes)*

1991	.....Wendy Van Wyhe
1989	.....Lisa Soulliere

### McAllister Scholar Award

*(Awarded to those who show leadership and skills for CU and the community)*

2000-01	.....Meghan Barkman
2000-01	.....Kim Taskey

### Clancy A. Herbest Student Achievement Award

*(Awarded to those who overcome adversity to excel both on and off the court)*

2000-01	.....Sonja Russell
---------	--------------------

## CU Weekly & Monthly Honors

### Athlete of the Month

*(Colorado Volleyball)*

November, 2001; September, 2001	.....Monique Gelach
October, 2001	.....Sara Villwock

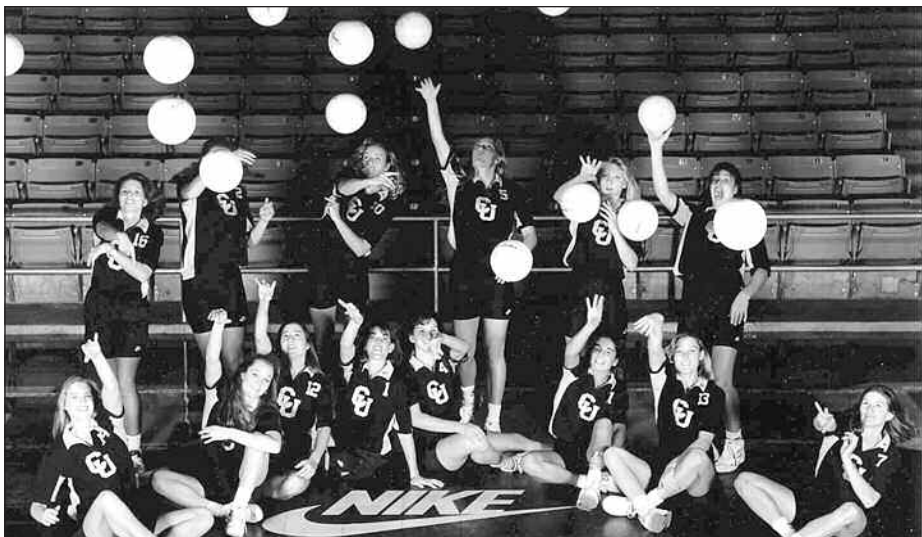
### Athlete of the Week

*(Colorado)*

<b>4 Time Winners</b>	<b>1 Time Winners</b>
Lisa Soulliere	Melissa Bollinger
	Nicole Carr
<b>3 Time Winners</b>	Monique Gerlach
Kelly Campbell	Tiffany Jestadt
Karrie Downey	Susan Magda
Sarah Lodge	Courtney Owens
Tina Murray	Stephanie Salgado
Nicole Vranesh	Maragda Santillana
Rachel Wacholder	Melissa Schutz
	Kim Taskey
<b>2 Time Winners</b>	Leah Williams
Alison Koepke	Katie Zabransky
Michele Kohler	Janine Zumerchik
Tegan Lynch	

## Big 12 Post Graduate Scholarship

2003-04	.....Kim Taskey
---------	-----------------



**The Buffs 1993 Big Eight Championship Team**

Standing (L to R): Brenda Bauernfeind, Janine Zumerchik, Karrie Downey, Leah Williams, Tracy Seiler, Kacey Engel, Sitting (L to R): Heather Sweeney, Jennifer Anderson, Tori Martin, Staci Wolfe, Rachel Wacholder, Shannon Parke, Nicole Vranesh.



**Karrie Downey, Rachel Wacholder and Leah Williams**

## 1993 Big Eight Champions

The 1993 University of Colorado volleyball team had set very lofty goals. They wanted to win the Big Eight regular season championship, repeat as Big Eight Tournament Champions, win all of their home matches and reach the Final Four of the NCAA Tournament.

Well, three for four isn't bad, especially given what the Buffs were up against.

The Buffs finished the season 26-6, still their best-ever record, and breezed through Big Eight play with an 11-1 record, winning their first-ever conference championship. Not bad given the fact in the 17-year history of Big Eight volleyball, the Buffs became just the second team to win a conference title behind Nebraska.

Wanting to validate both what they did in the regular season and what they did in the 1992 Big Eight Tournament, the Buffs then repeated as conference tournament champions. Going back to the 1992 conference tournament, Nebraska had only lost six times to conference opponents in its history, and the Buffs had just beat them for the third time in four outings for the tournament title.

The Buffs advanced to the NCAA tournament for the fourth time, and although they didn't reach the coveted Final Four, they did win the program's first-ever NCAA Tournament match, a three-game win over Illinois.

Nicole Vranesh and Karrie Downey (first-team) and Janine Zumerchik (second-team) all garnered all-District honors in 1993 and they were joined on the all-Big Eight team by Staci Wolfe.

Vranesh would leave as the Big Eight's all-time leading setter and one of its best competitors as she missed just one game in her last three years. That's one game, not match.

## CU's Big Eight Tourney Champs

### THE 1992 BIG EIGHT TOURNAMENT

The Buffs in 1992 did what nobody thought possible. In a conference tournament dominated by Nebraska, the Buffs went in and showed the country what CU volleyball was quickly becoming.

The Buffs finished 10-2 in the Big Eight regular season, losing to the Cornhuskers twice, and after beating Iowa State 15-9, 15-6, 15-6 in the first round, the showdown was on. The Buffs went in the match 0-15 lifetime against the Huskers and, in fact, they had lost only six matches in their history to a conference team.

It was a hard-fought 16-14, 15-11, 9-15, 15-8 win for the Buffs, who were paced by senior Michele Kohler (23 kills, 17 digs) and sophomore Karrie Downey (22 kills, 18 digs). Lots of other young Buffs had impressive matches, as well, with sophomores Staci Wolfe (15 kills, 21 digs) and Janine Zumerchik (13 kills, three blocks) and junior Nicole Vranesh (67 assists, 16 digs) doing most of the damage.

### THE 1993 BIG EIGHT TOURNAMENT

After winning their first-ever Conference Championship in 1993, the Buffs came back and extended their conference tournament winning streak to four matches, as they proved they were, indeed, the best team in the Big Eight in 1993.

They finished the regular season 11-1, and after yet another first round defeat of Iowa State, this time 7-15, 15-8, 15-10, 15-7, the Buffs came back and had to go through the feared Huskers for their second straight tournament victory.

The match was close throughout, as the 7-15, 15-10, 9-15, 15-13, 15-11 score was a good indicator of this close match. Junior Karrie Downey led the attack with 25 kills and 27 digs, while sophomore Leah Williams had 14 kills and hit .345. Staci Wolfe finished off a solid tournament with 11 kills as did Janine Zumerchik. Freshman Rachel Wacholder chipped in 10 kills and 14 digs and senior Nicole Vranesh had 59 assists and 17 digs.

RECORDS

## Breakdown

Appearances	.....14
Consecutive	.....11 (1991-01)
Record	.....8-14
Home	.....5-0
Neutral	.....3-3
Away	.....0-11
First Round	.....5-7
Times Had First Round Bye	.....2
Second Round	.....3-4
Sweet 16	.....0-3
Three Game Matches	.....4-8
In Four Games	.....3-2
In Five Games	.....1-4

## 1989

### 1st Round • Dec. 2

**Minnesota @ Minneapolis, Minn.**

L 0-3                      11-15, 14-16, 11-15

## 1991

### 1st Round • Dec. 7

**Penn State @ University Park, Pa.**

L 2-3                      15-8, 15-10, 11-15, 6-15, 11-15

## 1992

### 1st Round • Dec. 3

**Nebraska @ Lincoln, Neb.**

L 1-3                      11-15, 8-15, 15-8, 17-19

## 1993

### 2nd Round • Dec. 5

**Illinois @ Boulder, Colo.**

W 3-0                      15-7, 15-5, 15-10

### Sweet 16 • Dec. 9

**Penn State @ Minneapolis, Minn.**

L 2-3                      15-9, 14-16, 18-16, 8-15, 7-15

## 1994

### 2nd Round • Dec. 4

**Northern Iowa @ Boulder, Colo.**

W 3-1                      14-16, 15-13, 15-9, 15-12

### Sweet 16 • Dec. 9

**Nebraska @ Lincoln, Neb.**

L 0-3                      11-15, 7-15, 5-15

## 1995

### 1st Round • Dec. 5

**Northern Iowa @ Cedar Falls, Iowa**

L 0-3                      11-15, 14-16, 11-15

## 1996

### 1st Round • Dec. 4

**Oral Roberts @ Boulder, Colo.**

W 3-1                      15-9, 13-15, 15-7, 15-12

### 2nd Round • Dec. 8

**Stanford @ Stanford, Calif.**

L 0-3                      12-15, 11-15, 12-15

## 1997

### 1st Round • Dec. 6

**Tennessee Tech @ Boulder, Colo.**

W 3-0                      15-4, 15-3, 15-7

### 2nd Round • Dec. 7

**Oral Roberts @ Boulder, Colo.**

W 3-2                      13-15, 15-10, 14-16, 15-6, 15-12

### Sweet 16 • Dec. 12

**Stanford @ Stanford, Calif.**

L 0-3                      7-15, 3-15, 1-15

## 1998

### 1st Round • Dec. 4

**San Jose State @ Champaign, Ill.**

W 3-0                      15-12, 15-9, 15-9

### 2nd Round • Dec. 5

**Illinois @ Champaign, Ill.**

L 0-3                      12-15, 11-15, 14-16

## 1999

### 1st Round • Dec. 4

**Utah @ Honolulu, Hawai'i**

L 0-3                      10-15, 6-15, 15-17

## 2000

### 1st Round • Dec. 1

**Georgia Tech @ Fort Collins, Colo.**

W 3-1                      11-15, 15-5, 16-14, 15-10

### 2nd Round • Dec. 2

**Colorado State @ Fort Collins, Colo.**

L 2-3                      11-15, 15-10, 15-10, 6-15, 10-15

## 2001

### 1st Round • Nov. 30

**American @ Fort Collins, Colo.**

W 3-0                      30-25, 30-22, 30-22

### 2nd Round • Dec. 1

**Colorado State @ Fort Collins, Colo.**

L 2-3                      30-28, 17-30, 21-30, 33-31, 14-16

## 2003

### 1st Round • Dec. 5

**Michigan @ Berkeley, Calif.**


L 0-3                      22-30, 22-30, 11-30

## 2004

### 1st Round • Dec. 2

**Hawai'i @ Fort Collins, Colo.**

L 1-3                      30-24, 22-30, 20-30, 24-30



The Buffs have made a habit out of playing in the NCAA Tournament. They have been invited to the tournament 14 of the last 16 years. The Buffs have also hosted a tournament four times and advanced to the Sweet 16 three times in the past eight seasons.

Above, Elizabeth Gower runs the offense in the first round of the 2000 NCAA Tournament against Georgia Tech.

# INDIVIDUAL RECORDS



1986 - COLORADO VOLLEYBALL - 2005

## SERVICE

### Most Seasons Played

Career	24 Players Tied With	.....4
	First: Three Players From 1987-90	
	Last: Allison Barnes 2001-05	

### Most Matches Played

Career	Michele Kohler, 1989-92	.....133
Conf. Car.	Kelly Campbell, 1996-99	.....80
	Three Players Tied With, 1995-98	.....72
	Rachel Wacholder, 1993-96	.....56
	Three Players Tied With, before 1995	.....48

(All Individuals who played in every possible conference match)

Season	Thirteen Players Tied With	.....35
	First: Six Players In 1988	
	Last: Five Players In 1991	

### Highest Percentage, Matches Played

Career	Six Players Tied With	.....1.000
	First: Lisa Soulliere (97/97), 1987-89	
	Last: Elizabeth Gower (119/119), 1999-02	

### Most Consecutive Matches Played

Career	Tina Murray, 9/2/87 - 11/30/90	.....132
--------	--------------------------------	----------

### Most Matches Started

Career	Tina Murray, 1987-90	.....129
Season	Seven Players Tied With	.....35
	First: Three Players In 1988	
	Last: Four Players In 1991	

### Highest Percentage, Matches Started

Career	Kelly Campbell (120/120), 1996-99	.....1.000
	Elizabeth Gower (119/119), 1999-02	.....1.000

### Most Consecutive Matches Started

Career	Kelly Campbell, 8/30/96 - 12/2/99	.....120
--------	-----------------------------------	----------

### Most Games Played

Career	Tina Murray, 1987-90	.....460
Conf. Car.	Kelly Campbell, 1996-99	.....292
Season	Nicole Vranesh, 1991	.....126
Conf. Sea.	Four Tied With In 2002	.....76

### Highest Percentage, Games Played

Career	Kelly Campbell (120/120), 1996-99	.....1.000
Season	29 Players Tied With	.....1.000
	First: Four Players In 1986 (79/79)	
	Allie Griffin in 2004 (99/99)	

### Most Consecutive Games Played

Career	Elizabeth Gower, 1999-02	.....432
--------	--------------------------	----------

## POINTS

### Most Points Responsible For

Career	Karrie Downey, 1991-94	.....2,099.0
Season	Karrie Downey, 1993	.....584.5
3-Game	Sonja Russell vs. A&M, 11/1/00	.....26.5
4-Game	Karrie Downey vs. KU, 11/15/91	.....35.0
5-Game	Sarah Lodge @ OU, 11/2/96	.....41.0

## PLUS-MINUS

### Highest Plus-Minus

Career	Monique Gerlach, 2000-03	.....1,069.5
Season	Lisa Soulliere, 1989	.....329.5

## KILLS

### Most Kills

Career	Karrie Downey, 1991-94	.....1,790
Conf. Car.	Sarah Lodge, 1995-98	.....1,010
LS, Car.	Karrie Downey, 1991-94	.....1,790
RS, Car.	Tegan Lynch, 1995-98	.....1,024
MB, Car.	Monique Gerlach, 2000-03	.....1,427
S, Car.	Elizabeth Gower, 1999-01	.....625
Season	Sarah Lodge, 1997	.....528
Conf. Sea.	Sarah Lodge, 1997	.....359
Fr., Sea.	Karrie Downey, 1991	.....440
So., Sea.	Sonja Russell, 1999	.....427
Jr., Sea.	Elizabeth Gower, 1997	.....528
Sr., Sea.	Karrie Downey, 1994	.....462
LS, Sea.	Sarah Lodge, 1997	.....528
RS, Sea.	Allie Griffin, 2004	.....420
MB, Sea.	Monique Gerlach, 2002	.....419
S, Sea.	Elizabeth Gower, 2001	.....214
3-Game	Rachel Wacholder vs. BU, 11/22/96	.....24
	Sarah Lodge vs. ND, 9/6/98	.....24
	Sonja Russell vs. A&M, 11/1/00	.....24
4-Game	Staci Wolfe vs. A&M, 9/18/94	.....31
5-Game	Sarah Lodge vs. UT, 11/28/97	.....40
Fr., Mtch.	Karrie Downey vs. PSU, 12/7/91	.....34
So., Mtch.	Sarah Lodge @ OU, 11/2/96	.....36
Jr., Mtch.	Sarah Lodge vs. UT, 11/28/97	.....40
Sr., Mtch.	Rachel Wacholder @ OU, 11/2/96	.....32
LS, Mtch.	Sarah Lodge vs. UT, 11/28/97	.....40
RS, Mtch.	Allie Griffin @ A&M 9/24/03	.....27
MB, Mtch.	Kristin Engelking vs. BU, 9/11/99	.....28
S, Mtch.	Kelly Campbell @ KSU, 11/27/98	.....18

### Highest Average, Kills Per Game

Career	Karrie Downey, 1991-94	.....4.11
Conf. Car.	Karrie Downey, 1991-94	.....4.09
LS, Car.	Karrie Downey, 1991-94	.....4.11
RS, Car.	Tiffany Jestadt, 1989-91	.....2.69
MB, Car.	Monique Gerlach, 2000-02	.....3.55
S, Car.	Elizabeth Gower, 1999-01	.....1.94
Season	Sarah Lodge, 1997	.....4.80
Conf. Sea.	Sarah Lodge, 1997	.....5.20
Fr., Sea.	Karrie Downey, 1991	.....3.86
So., Sea.	Sarah Lodge, 1996	.....4.43
Jr., Sea.	Sarah Lodge, 1997	.....4.80
Sr., Sea.	Karrie Downey, 1994	.....4.49
LS, Sea.	Sarah Lodge, 1997	.....4.80
RS, Sea.	Allie Griffin, 2004	.....4.24
MB, Sea.	Monique Gerlach, 2002	.....3.77
S, Sea.	Elizabeth Gower, 2001	.....1.96

### Most Matches With ## Kills

10, Car.	Karrie Downey, 1991-94	.....101
10, Sea.	Karrie Downey, 1993	.....28
10, Cons.	Sonja Russell, 9/27/00 - 9/8/01	.....24
15, Cons.	Rachel Wacholder, 9/30/95 - 10/18/95	.....6
	Courtney Owens, 10/9/98 - 10/24/98	.....6
	Sonja Russell, 10/18/00 - 11/8/00	.....6
20, Car.	Karrie Downey, 1991-94	.....21
20, Sea.	Karrie Downey, 1994	.....9
	Rachel Wacholder, 1995	.....9
30, Car.	Sarah Lodge, 1995-98	.....3
30, Sea.	Sarah Lodge, 1997	.....2
40, Car.	Sarah Lodge, 1995-98	.....1

### Most Matches, Led Buffs In Kills

Career	Karrie Downey, 1991-94	.....70
Season	Susan Magda, 1988	.....21

### Most Seasons, Led Buffs In Kills

Career	Karrie Downey, 1991-94	.....4
--------	------------------------	--------

### Most Kills, Duo

Career	K. Downey & J. Zumerchik, 1991-94	.....2,843
Season	K. Downey & St. Wolfe, 1993	.....928
Match	Lodge (36) & Wacholder (32) vs. OU, 11/2/96	.....68

### Most Kills, Trio

Career	Downey, Zumerchik & St. Wolfe, 1991-94	.....3,848
Season	Downey, Zumerchik & St. Wolfe, 1993	.....1,310

### Most Kills, Quartet


Career	Lodge, Lynch, Owens & Schutz, 1995-98	.....4,193
Season	Downey, Zumerchik, St. Wolfe & Williams, 1993	.....1,537

### Most Seasons, ### Kills

300	Karrie Downey, 1991-94	.....4
400	Karrie Downey, 1991, 1993-94	.....3
500	Karrie Downey, 1993	.....1
	Sarah Lodge, 1997	.....1

### Most Seasons, ##.# Kills Per Game

2.5	Karrie Downey, 1991-94	.....4
	Sarah Lodge, 1995-98	.....4
	Monique Gerlach, 2000-03	.....4
4.0	Karrie Downey, 1993-94	.....2
	Rachel Wacholder, 1995-96	.....2
	Sarah Lodge, 1996-97	.....2



Michele Kohler is CU's all-time leader in matches played with 133.

RECORDS

# INDIVIDUAL RECORDS

## DIGS

Career	Karrie Downey, 1991-94	1,540
Conf. Car.	Sonja Russell, 1998-01	.914
LS, Car.	Karrie Downey, 1991-94	1,540
RS, Car.	Tegan Lynch, 1995-98	1,216
MB, Car.	Leah Williams, 1992-95	.821
S, Car.	Nicole Vranesh, 1990-93	1,248
Season	Tina Murray, 1989	.490
Conf. Sea.	Sonja Russell, 2000	.297
Fr., Sea.	Karrie Downey, 1991	.371
So., Sea.	Michele Kohler, 1990	.416
Jr., Sea.	Karrie Downey, 1993	.414
Sr., Sea.	Tina Murray, 1990	.490
LS, Sea.	Tina Murray, 1990	.490
RS, Sea.	Tegan Lynch, 1998	.378
MB, Sea.	Leah Williams, 1994	.282
S, Sea.	Nicole Vranesh, 1993	.358
3-Game	Tina Murray vs. SJSU, 9/8/89	.24
4-Game	Karrie Downey @ ISU, 11/5/94	.41
5-Game	Rachel Wacholder vs. Ga. Tech, 9/3/95	.34
Fr., Mtch.	Michele Kohler vs. UT, 9/3/89	.28
	Staci Wolfe @ Port., 8/30/91	.28
	Staci Wolfe vs. KU, 11/15/91	.28
	Elizabeth Gower vs. UT, 11/20/99	.28
So., Mtch.	Michele Kohler vs. UT, 9/3/89	.34
Jr., Mtch.	Rachel Wacholder vs. ISU, 11/24/95	.40
Sr., Mtch.	Karrie Downey @ ISU, 11/5/94	.41
LS, Mtch.	Karrie Downey @ ISU, 11/5/94	.41
RS, Mtch.	Tegan Lynch vs. UT, 10/17/98	.29
MB, Mtch.	Janine Zumerchik @ CSU, 10/5/93	.26
S, Mtch.	Jennifer Sherlock vs. Wyo., 9/22/90	.31

### Highest Average, Digs Per Game

Career	Karrie Downey, 1991-94	3.53
Conf. Car.	Sonja Russell, 1998-01	3.43
LS, Car.	Karrie Downey, 1991-94	3.53
RS, Car.	Tegan Lynch, 1995-98	2.99
MB, Car.	Leah Williams, 1992-95	2.34
S, Car.	Kelly Campbell, 1996-99	2.89
Season	Karrie Downey, 1994	4.39
Conf. Sea.	Sonja Russell, 2000	4.30
Fr., Sea.	Karrie Downey, 1991	3.25
So., Sea.	Michele Kohler, 1990	3.56
Jr., Sea.	Sonja Russell, 2000	3.83
Sr., Sea.	Karrie Downey, 1994	4.39
LS, Sea.	Karrie Downey, 1994	4.39
RS, Sea.	Tegan Lynch, 1998	3.53
MB, Sea.	Leah Williams, 1994	2.76
S, Sea.	Nicole Vranesh, 1993	3.14

### Most Times, Led Buffs In Digs

Career	Tina Murray, 1987-90	71
Season	Tina Murray, 1988	23

### Most Matches With ## Digs

10, Car.	Michele Kohler, 1989-92	78
	Karrie Downey, 1991-94	78
<b>10, Sea.</b>	<b>Nicole Carr 2003</b>	<b>24</b>
10, Cons.	Karrie Downey, 11/6/93 - 9/3/94	11
20, Car.	Karrie Downey, 1991-94	17
25, Car.	Karrie Downey, 1991-94	9
30, Car.	Rachel Wacholder, 1993-96	3
40, Car.	Karrie Downey, 1991-94	1

### Most Seasons, Led Buffs In Digs

Career	Tina Murray, 1987-90	4
--------	----------------------	---

### Most Seasons, ## Digs

400	Karrie Downey, 1993-94	2
300	Michele Kohler, 1989-92	4
	Karrie Downey, 1991-94	4

## ASSISTS

### Most Assists

Career	Kelly Campbell, 1996-99	6,228
Conf. Car.	Kelly Campbell, 1996-99	4,341
S, Car.	Kelly Campbell, 1996-99	6,228
RS, Car.	Tegan Lynch, 1995-98	3,303
LS, Car.	Sonja Russell, 1998-01	205
MB, Car.	Monique Gerlach, 2000-03	95
Season	Nicole Vranesh, 1991	1,712
Conf. Sea.	Kelly Campbell, 1998	1,132
Fr., Sea.	Kelly Campbell, 1996	1,519
So., Sea.	Nicole Vranesh, 1991	1,712
Jr., Sea.	Kelly Campbell, 1997	1,572
Sr., Sea.	Kelly Campbell, 1999	1,555
S, Sea.	Nicole Vranesh, 1991	1,712
LS, Sea.	Sonja Russell, 2001	82
RS, Sea.	Tegan Lynch, 1998	137
<b>MB, Sea.</b>	<b>Allie Griffin, 2003</b>	<b>61</b>
3-Game	Kelly Campbell vs. OU, 10/31/97	75
	Kelly Campbell vs. TTU, 10/6/99	75
4-Game	Nicole Vranesh @ CSU, 10/5/93	78
5-Game	Kelly Campbell vs. TTU, 11/17/99	93
Fr., Mtch.	Kelly Campbell @ OU, 11/2/96	86
So., Mtch.	Kelly Campbell vs. UT, 11/28/97	88
Jr., Mtch.	Kelly Campbell vs. UT, 10/18/98	84
Sr., Mtch.	Kelly Campbell @ TTU, 11/13/99	93
S, Mtch.	Kelly Campbell @ TTU, 11/13/99	93
RS, Mtch.	Tegan Lynch vs. TTU, 11/13/98	10
LS, Mtch.	Kim Tasker @ BYU, 9/6/01	9
MB, Mtch.	Five Times	5

### Highest Average, Assists Per Game

Career	Kelly Campbell, 1996-99	14.45
Conf. Car.	Kelly Campbell, 1996-99	14.87
S, Car.	Kelly Campbell, 1996-99	14.45
Season	Kelly Campbell, 1996	14.75
Fr., Sea.	Kelly Campbell, 1996	14.75
So., Sea.	Kelly Campbell, 1997	14.25
Jr., Sea.	Kelly Campbell, 1998	14.69
Sr., Sea.	Kelly Campbell, 1999	14.14
S, Sea.	Kelly Campbell, 1996	14.75

### Most Seasons, Led Buffs In Assists

Career	Jennifer Sherlock, 1987-90	4
	Kelly Campbell, 1996-99	4
	Elizabeth Gower, 1999-02	4

### Most Times, Led Buffs In Assists

Career	Kelly Campbell, 1996-99	120
Season	Jennifer Sherlock, 1988	35

### Most Matches, ## Assists

50, Car.	Kelly Campbell, 1996-99	58
50, Sea.	Nicole Vranesh, 1991	18
70, Car.	Kelly Campbell, 1996-99	18
70, Sea.	Kelly Campbell, 1997	7

### Most Seasons, ## Assists

1,000	Kelly Campbell, 1996-99	4
1,500	Kelly Campbell, 1996-99	4

## SERVICE ACES

### Most Service Aces

Career	Staci Wolfe, 1991-94	174
Conf. Car.	Rachel Wacholder, 1993-96	63
LS, Car.	Staci Wolfe, 1991-94	174
RS, Car.	Stephanie Salgado, 1987-90	129
S, Car.	Elizabeth Gower, 1999-02	94
MB, Car.	Monique Gerlach, 2000-03	99
Season	Jennifer Sherlock, 1988	65
Conf. Sea.	Jennifer Sherlock, 1988	28
Fr., Sea.	Staci Wolfe, 1991	59
So., Sea.	Jennifer Sherlock, 1988	65

Jr., Sea.	Staci Wolfe, 1993	.60
Sr., Sea.	Michele Kohler, 1992	.44
LS, Sea.	Staci Wolfe, 1993	.60
	Staci Wolfe, 1991	.60
RS, Sea.	Stephanie Salgado, 1988	.55
S, Sea.	Jennifer Sherlock, 1988	.65
MB, Sea.	Lisa Soulliere, 1989	.38
	Heather Sweeney, 1992	.38
3-Game	Staci Wolfe vs. Mont., 8/30/91	.10
4-Game	Jennifer Sherlock @ KSU, 10/16/87	.6
5-Game	Jennifer Sherlock @ SD, 11/12/87	.8
Fr., Mtch.	Staci Wolfe vs. Mon., 8/30/91	.10
So., Mtch.	Six Tied At	.5
	First: Stephanie Salgado vs. USF, 11/19/88	.5
	Last: Sarah Lodge @ OU, 11/2/96	.5
Jr., Mtch.	Michele Kohler @ CSU, 9/18/91	.7
Sr., Mtch.	Michele Kohler @ Ohio St., 9/11/92	.6

### Highest Average, Service Aces Per Game

Career	Staci Wolfe, 1991-94	0.48
Conf. Car.	Rachel Wacholder, 1993-96	0.35
Season	Staci Wolfe, 1993	0.54
Conf. Sea.	Jennifer Sherlock, 1988	0.65
Fr., Sea.	Staci Wolfe, 1991	0.49
So., Sea.	Jennifer Sherlock, 1988	0.53
Jr., Sea.	Staci Wolfe, 1993	0.54
Sr., Sea.	Michele Kohler, 1992	0.41

### Most Seasons, Led Buffs In Aces


Career	Staci Wolfe, 1991-93	3
	Rachel Wacholder, 1994-96	3

### Most Matches, ## Aces

3	Staci Wolfe, 1991-94	28
5	Rachel Wacholder, 1993-96	4

### Most Seasons, ## Aces

30	Michele Kohler, 1989-92	4
	Karrie Downey, 1991-94	4
40	Staci Wolfe, 1991-93	3



**Staci Wolfe is the only CU player to record 10 service aces in one match.**

# INDIVIDUAL RECORDS



1986 - COLORADO VOLLEYBALL - 2005

## ATTACKS

### Most Attacks

Career	Karrie Downey, 1991-94	4,665
Conf. Car.	Sarah Lodge, 1995-98	2,608
LS, Car.	Karrie Downey, 1991-94	4,665
RS, Car.	Tegan Lynch, 1995-98	2,668
MB, Car.	Monique Gerlach, 2000-03	3,012
S, Car.	Elizabeth Gower, 1999-02	2,085
Season	Staci Wolfe, 1993	1,403
Conf. Sea.	Courtney Owens, 1998	.873
Fr., Sea.	Karrie Downey, 1991	1,108
So., Sea.	Rachel Wacholder, 1994	1,206
Jr., Sea.	Staci Wolfe, 1993	1,403
Sr., Sea.	Karrie Downey, 1994	1,276
LS, Sea.	Staci Wolfe, 1993	1,403
RS, Sea.	Tiffany Jestadt, 1990	1,012
MB, Sea.	Monique Gerlach, 2002	.879
S, Sea.	Elizabeth Gower, 2001	.523
3-Game	Rachel Wacholder vs. CSU, 10/19/94	.61
4-Game	Rachel Wacholder vs. ISU (n), 11/24/95	1.06
5-Game	Karrie Downey vs. PSU (n), 12/9/93	.85
Fr., Mtch.	Sarah Lodge vs. ISU (n), 11/24/95	.75
So., Mtch.	Rachel Wacholder vs. ISU (n), 11/25/94	.80
	Sarah Lodge @ OU, 11/2/96	.80
Jr., Mtch.	Rachel Wacholder vs. ISU (n), 11/24/95	1.06
Sr., Mtch.	Courtney Owens @ KSU, 11/27/98	.81
LS, Mtch.	Rachel Wacholder vs. ISU (n), 11/24/96	1.06
RS, Mtch.	Tegan Lynch @ ISU, 10/14/95	.60
MB, Mtch.	Allie Griffin, 9/24/03 @ TAMU	.57
S, Mtch.	Elizabeth Gower @ KSU, 11/10/01	.33

### Highest Average, Attacks Per Game

Career	Karrie Downey, 1991-94	10.70
Conf. Car.	Rachel Wacholder, 1993-96	10.88
LS, Car.	Karrie Downey, 1991-94	10.70
RS, Car.	Tiffany Jestadt, 1989-91	6.70
MB, Car.	Monique Gerlach, 2000-01	7.49
S, Car.	Elizabeth Gower, 1999-01	5.12
Season	Rachel Wacholder, 1995	12.84
Conf. Sea.	Rachel Wacholder, 1995	12.89
Fr., Sea.	Karrie Downey, 1991	9.72
So., Sea.	Rachel Wacholder, 1994	11.60
Jr., Sea.	Rachel Wacholder, 1995	12.84
Sr., Sea.	Karrie Downey, 1994	12.39
LS, Sea.	Rachel Wacholder, 1995	12.84
RS, Sea.	Allie Griffin, 2004	9.43
MB, Sea.	Monique Gerlach, 2002	7.92
S, Sea.	Elizabeth Gower, 2000	4.63

### Most Seasons, Led Buffs In Attacks

Career	Tina Murray, 1987, 1989-90	.3
	Sonja Russell, 1999-01	.3

### Most Matches, Led Buffs In Attacks

Career	Karrie Downey, 1991-94	10.70
--------	------------------------	-------

### Most Matches, ## Attacks

50	Rachel Wacholder, 1993-96	.31
70	Rachel Wacholder, 1993-96	.9
80	Rachel Wacholder, 1993-96	.2
100	Rachel Wacholder, 1993-96	.1

### Most Seasons, ## Attacks

1,000	Karrie Downey, 1991-94	.4
-------	------------------------	----

## TOTAL BLOCKS

### Most Total Blocks

Career	Meghan Barkman, 1999-02	.564
Conf. Car.	Meghan Barkman, 1999-02	.394
MB, Car.	Meghan Barkman, 1999-02	.564
RS, Car.	Stephanie Salgado, 1987-90	.247
LS, Car.	Karrie Downey, 1991-94	.231
S, Car.	Elizabeth Gower, 1999-02	.278
Season	Leah Williams, 1995	.177
Conf. Sea.	Meghan Barkman, 2000	.111
Fr., Sea.	Meghan Barkman, 1999	.134
So., Sea.	Meghan Barkman, 2000	.165

Jr., Sea.	Meghan Barkman, 2001	.151
Sr., Sea.	Leah Williams, 1995	.177
MB, Sea.	Leah Williams, 1995	.177
LS, Sea.	Karrie Downey, 1994	.66
RS, Sea.	Allie Griffin, 2004	.91
S, Sea.	Elizabeth Gower, 2000	.91
3-Game	Lara Bossow vs. KSU 9/15/04	.11
	Kathleen Bunce vs. AFA, 9/19/96	.11
4-Game	Lisa Soulliere vs. NAU, 9/2/88	.12
	Lisa Soulliere vs. Tenn., 10/29/88	.12
	Meghan Barkman @ TTU, 11/3/01	.12
5-Game	Lisa Soulliere @ UT, 11/17/89	.15
Fr., Mtch.	Heather Sweeney vs. WKent., 9/16/92	.10
	Lara Bossow vs. CSU, 10/19/94	.10
	Meghan Barkman vs. AFA, 9/7/99	.10
	Meghan Barkman vs. KSU, 10/2/99	.10
So., Mtch.	Lara Bossow vs. KSU 9/15/04	.11
	Alison Koepke @ ISU, 10/14/95	.11
	Meghan Barkman @ KU, 9/13/00	.11
Jr., Mtch.	Lisa Soulliere vs. NAU, 9/2/88	.12
	Lisa Soulliere vs. Tenn., 10/29/88	.12
	Meghan Barkman @ TTU, 11/3/01	.12
Sr., Mtch.	Lisa Soulliere at UT, 11/17/89	.15
MB, Mtch.	Lisa Soulliere at UT, 11/17/89	.15
LS, Mtch.	Sarah Lodge vs. OU, 10/11/95	.9
	Sarah Lodge @ ISU, 10/14/95	.9
RS, Mtch.	Josee Roberge @ TTU, 11/3/01	.10
S, Mtch.	Jennifer Sherlock @ OU, 9/29/88	.8
	Nicole Vranesh vs. Hou. (n), 11/30/90	.8

### Highest Average, Blocks Per Game

Career	Meghan Barkman, 1999-01	1.43
Conf. Car.	Meghan Barkman, 1999-01	1.44
MB, Car.	Meghan Barkman, 1999-01	1.43
RS, Car.	Josee Roberge, 1998-01	.77
LS, Car.	Maragda Santillana, 2002-04	.64
S, Car.	Elizabeth Gower, 1999-01	.68
Season	Leah Williams, 1995	1.65
Conf. Sea.	Meghan Barkman, 2000	1.63
Fr., Sea.	Meghan Barkman, 1999	1.30
So., Sea.	Meghan Barkman, 2000	1.57
Jr., Sea.	Meghan Barkman, 2001	1.41
Sr., Sea.	Leah Williams, 1995	1.65
MB, Sea.	Leah Williams, 1995	1.65
RS, Sea.	Allie Griffin, 2004	.92
LS, Sea.	Wendy Callahan, 1988	.64
S, Sea.	Elizabeth Gower, 2000	.86

### Most Matches, ## Blocks

5, Car.	Meghan Barkman, 1999-01	.47
10, Car.	Alison Koepke, 1994-97	.9

### Most Seasons, 100 Blocks

Career	Lisa Soulliere, 1987-89	.3
	Meghan Barkman, 1999-01	.3

### Most Seasons Leading Buffs In Blocks

Career	Lisa Soulliere, 1987-89	.3
	Leah Williams, 1993-96	.3

## SOLO BLOCKS

Meghan Barkman, 1999-01	.3
-------------------------	----

### Most Solo Blocks

Career	Lisa Soulliere, 1987-89	.174
Conf. Car.	Lisa Soulliere, 1987-89	.70
Season	Wendy Van Wyhe, 1990	.71
Conf. Sea.	Wendy Van Wyhe, 1990	.35

## BLOCK ASSISTS

Match	Lisa Soulliere vs. NAU, 9/2/88	.10
-------	--------------------------------	-----

### Most Block Assists

Career	Meghan Barkman, 1999-02	.495
Conf. Car.	Meghan Barkman, 1999-02	.345
Season	Leah Williams, 1995	.148
Conf. Sea.	Meghan Barkman, 2000	.96
	Meghan Barkman, 2001	.96
Match	Alison Koepke vs. ORU, 12/7/97	.13

## ATTACK PERCENTAGE

### Highest Attack Percentage

Career	Kelly Campbell, 1996-99	.329
Conf. Car.	Katie Zabransky, 1990-91	.352
MB, Car.	Monique Gerlach, 2000-03	.328
RS, Car.	Tiffany Jestadt, 1989-91	.242
S, Car.	Kelly Campbell, 1996-99	.329
LS, Car.	Rachel Wacholder, 1993-96	.218
Season	Kelly Campbell, 1998	.406
Conf. Sea.	Wendy Van Wyhe, 1990	.407
Fr., Sea.	Monique Gerlach, 2000	.313
So., Sea.	Monique Gerlach, 2001	.344
Jr., Sea.	Kelly Campbell, 1998	.403
Sr., Sea.	Kristin Engelking, 1999	.354
MB, Sea.	Meghan Barkman, 2001	.360
RS, Sea.	Tiffany Jestadt, 1991	.270
LS, Sea.	Wendy Callahan, 1988	.304
S, Sea.	Kelly Campbell, 1998	.403
3-Game	Shana Bowen @ ISU, 10/30/98	.889
4-Game	Darla DeRuiter vs. Tenn., 10/29/88	.714
	Lisa Soulliere vs. KU, 10/7/89	.714
5-Game	Sylvie Roberge @ KSU, 11/3/99	.733
Fr., Mtch.	Katie Zabransky vs. KU, 10/20/90	.727
	Heather Sweeney vs. WKent., 9/16/92	.727
So., Mtch.	Jennifer Sherlock vs. St. Mary's, 11/18/88	.778
	Nicole Vranesh vs. N'western, 9/6/91	.778
Jr., Mtch.	Shana Bowen @ ISU, 10/30/98	.889
Sr., Mtch.	Lisa Soulliere vs. KSU, 10/13/89	.727
MB, Mtch.	Shana Bowen @ ISU, 10/30/98	.889
RS, Mtch.	Tiffany Jestadt vs. KSU, 10/19/90	.727
LS, Mtch.	Sara Villwock vs. ISU, 10/15/01	.682
S, Mtch.	Jennifer Sherlock vs. St. Mary's, 11/18/88	.778
	Nicole Vranesh vs. N'western, 9/6/91	.778

### Most Seasons Leading Team


Career	Lisa Soulliere, 1987 & 1989	.2
	Wendy Van Wyhe, 1990-91	.2
	Janine Zumerchik, 1992-93	.2
	Leah Williams, 1994-95	.2
	Monique Gerlach, 2000-03	.2

### Most Attacks, All Kills

Match	Ashley Nu'u vs. KSU, 9/15/04	.7
	Leah Williams vs. ISU, 10/8/94	.7

### Most Attacks, No Errors

Match	Rachel Wacholder vs. AFA, 9/19/96	.33
	Kristin Engelking @ KU, 11/27/99	.33



Ashley Nu'u tied Leah Williams' school record for most attacks, all kills (7) in 2004.

RECORDS

# CAREER LEADERS

## KILLS

1. Karrie Downey, 1991-94	1,790
2. Sarah Lodge, 1995-98	1,581
3. Rachel Wacholder, 1993-96	1,484
4. Monique Gerlach, 2000-03	1,427
5. Tina Murray, 1987-90	1,358
6. Sonja Russell, 1998-01	1,237
7. Michele Kohler, 1989-92	1,225
8. Meghan Barkman, 1999-02	1,220
9. Janine Zumerchik, 1991-94	1,053
10. Tegan Lynch, 1995-98	1,024
11. Staci Wolfe, 1991-94	1,005
12. Kristen Engelking, 1996-99	924
13. Stephanie Salgado, 1987-90	840
14. Leah Williams, 1992-95	832
15. Elizabeth Gower, 1999-02	801
<b>16. Allie Griffin, 2002-</b>	<b>797</b>
Melissa Schutz, 1995-98	797
18. Courtney Owens, 1995-98	791
19. Wendy Van Wyhe, 1989-91	790
20. Maragda Santillana, 2002-04	786
<b>21. Nicole Carr, 2002-</b>	<b>746</b>
Lisa Soulliere, 1987-89	742
23. Tiffany Jestadt, 1989-91	713
24. Alison Koepke, 1994-97	702
25. Kim Taskey, 1999-02	658
26. Susan Magda, 1987-88	616
27. Kelly Campbell, 1996-99	596
28. Shana Bowen, 1996-99	532
29. Katie Zabransky, 1990-91	510
30. Sara Villwock, 2000-01	503

## ATTACKS

1. Karrie Downey, 1991-94	4,665
2. Rachel Wacholder, 1993-96	4,330
3. Tina Murray, 1987-90	4,111
4. Sarah Lodge, 1995-98	4,026
5. Michele Kohler, 1989-92	3,786
6. Sonja Russell, 1998-01	3,380
7. Monique Gerlach, 2000-03	3,012
8. Staci Wolfe, 1991-94	2,969
9. Meghan Barkman, 1999-02	2,768
10. Tegan Lynch, 1995-98	2,670
11. Janine Zumerchik, 1991-94	2,344
12. Courtney Owens, 1995-98	2,327
<b>13. Nicole Carr, 2002-</b>	<b>2,143</b>
Stephanie Salgado, 1987-90	2,142
15. Elizabeth Gower, 1999-02	2,085
16. Kristin Engelking, 1996-99	1,969
17. Kim Taskey, 1999-02	1,946
18. Maragda Santillana, 2002-04	1,872
<b>19. Allie Griffin, 2002-</b>	<b>1,847</b>
Leah Williams, 1992-95	1,832
21. Melissa Schutz, 1995-98	1,811
22. Tiffany Jestadt, 1989-91	1,775
23. Wendy Van Wyhe, 1989-91	1,758
24. Lisa Soulliere, 1987-89	1,733
25. Alison Koepke, 1994-97	1,724

## ASSISTS

1. Kelly Campbell, 1996-99	6,228
2. Nicole Vranesh, 1990-93	5,261
3. Jennifer Sherlock, 1987-90	4,196
4. Elizabeth Gower, 1999-02	3,933
<b>5. Ashley Nu'u, 2003-</b>	<b>1,515</b>
6. Allison Barnes, 2001-04	1,507
7. Shelly Wolfe, 1995	1,023
8. Tracy Seiler, 1993-94	980
9. Jennifer Anderson, 1993-95	660
10. Susan Gillette, 1986	343
11. Tegan Lynch, 1995-98	303
12. Buffy Romero, 1988-91	263
13. Sonja Russell, 1998-01	205
14. Kim Taskey, 1999-02	146
15. Rachel Wacholder, 1993-96	140
16. Sarah Lodge, 1995-98	135
<b>17. Nicole Carr, 2002-</b>	<b>129</b>
<b>18. Allie Griffin, 2002-</b>	<b>124</b>
19. Karrie Downey, 1991-94	115
20. Tiffany Jestadt, 1989-91	111
21. Sara Villwock, 2000-01	102
Stephanie Salgado, 1987-90	102
23. Lucy Stearns, 1986	101

## ATTACK PERCENTAGE

(1/2 MP, 3.0 Att./Game)

1. Kelly Campbell, 1996-99	.329
2. Monique Gerlach, 2000-03	.328
3. Janine Zumerchik, 1991-94	.308
4. Kristin Engelking, 1996-99	.302
5. Wendy Van Wyhe, 1989-91	.301
6. Meghan Barkman, 1999-02	.300
7. Leah Williams, 1992-95	.295
8. Lisa Soulliere, 1987-89	.291
9. Melissa Schutz, 1995-98	.281
10. Heather Sweeney, 1992-93	.274
11. Alison Koepke, 1994-97	.260
12. Elizabeth Gower, 1999-02	.256
13. Kathleen Bunce, 1995-96	.255
14. Katie Zabransky, 1990-91	.254
15. Tiffany Jestadt, 1989-91	.242
16. Maragda Santillana, 2002-04	.233
17. Tegan Lynch, 1995-98	.225
18. Rachel Wacholder, 1993-96	.218
19. Karrie Downey, 1991-94	.216
20. Stephanie Salgado	.208

## SERVICE ACES

(Min. 45)

1. Staci Wolfe, 1991-94	174
2. Tina Murray, 1987-90	153
3. Karrie Downey, 1991-94	152
4. Rachel Wacholder, 1993-96	145
Michele Kohler, 1989-92	145
Jennifer Sherlock, 1987-90	145
7. Stephanie Salgado, 1987-90	129
8. Monique Gerlach, 2000-03	99
9. Sarah Lodge, 1995-98	96
10. Elizabeth Gower, 1999-02	94
11. Melissa Schutz, 1995-98	92
Kelly Campbell, 1996-99	92
13. Leah Williams, 1992-95	90
14. Lisa Soulliere, 1987-89	89
15. Nicole Vranesh, 1990-93	83
16. Allison Barnes, 2001-04	78

17. Courtney Owens, 1995-98	73
Alison Koepke, 1994-97	73
19. Kim Taskey, 1999-02	63
20. Stephanie Chiang, 1990-92	60

## DIGS

(Min. 300)

1. Karrie Downey, 1991-94	1,540
2. Tina Murray, 1987-90	1,523
3. Michele Kohler, 1989-92	1,446
4. Rachel Wacholder, 1993-96	1,342
5. Sonja Russell, 1998-01	1,271
6. Nicole Vranesh, 1990-93	1,248
7. Kelly Campbell, 1996-99	1,247
8. Tegan Lynch, 1995-98	1,216
9. Elizabeth Gower, 1999-02	1,083
10. Sarah Lodge, 1995-98	1,081
11. Staci Wolfe, 1991-94	1,035
12. Jennifer Sherlock, 1987-90	910
<b>13. Nicole Carr, 2002-</b>	<b>876</b>
14. Courtney Owens, 1995-98	827
15. Leah Williams, 1992-95	821
16. Meghan Barkman, 1999-02	765
17. Monique Gerlach, 2000-03	747
18. Kim Taskey, 1999-02	733
19. Allison Barnes, 2001-04	688
20. Janine Zumerchik, 1991-94	630
21. Stephanie Salgado, 1987-90	605
22. Tiffany Jestadt, 1989-91	601
23. Melissa Schutz, 1995-98	527
24. Lisa Soulliere, 1987-89	488
25. Kristin Engelking, 1996-99	456
26. Shana Bowen, 1996-99	453
27. Alison Koepke, 1994-97	440
28. Sara Villwock, 2000-01	433
<b>29. Allie Griffin, 2002-</b>	<b>407</b>
<b>30. Austin Zimmerman, 2003-</b>	<b>403</b>

## TOTAL BLOCKS

(Min. 100)

1. Meghan Barkman, 1999-02	565
2. Alison Koepke, 1994-97	441
3. Lisa Soulliere, 1987-89	412
4. Leah Williams, 1992-95	393
5. Monique Gerlach, 2000-03	355
6. Wendy Van Wyhe, 1989-91	338
7. Elizabeth Gower, 1999-02	278
8. Kelly Campbell, 1996-99	264
9. Stephanie Salgado, 1987-90	247
10. Kristin Engelking, 1996-99	244
11. Melissa Schutz, 1995-98	239
12. Janine Zumerchik, 1991-94	234
13. Karrie Downey, 1991-94	231
14. Katie Zabransky, 1990-91	222
15. Sarah Lodge, 1995-98	216
16. Tegan Lynch, 1995-98	207
<b>17. Allie Griffin, 2002-</b>	<b>189</b>
Jennifer Sherlock, 1987-90	189
<b>19. Austin Zimmerman, 2003-</b>	<b>181</b>
20. Josee Roberge, 1998-01	166
21. Tiffany Jestadt, 1989-91	162
22. Maragda Santillana, 2002-04	156
Rachel Wacholder, 1993-96	156
24. Nicole Vranesh, 1990-93	150
25. Sonja Russell, 1998-01	147
26. Shana Bowen, 1996-99	146
27. Wendy Callahan, 1987-88	124
<b>28. Lara Bossow, 2003-</b>	<b>117</b>

## 1,000 CAREER KILL CLUB



Karrie Downey, 1991-94 - 1,790



Sarah Lodge, 1995-98 - 1,581



Rachel Wacholder, 1993-96 - 1,484



Monique Gerlach, 2000-03 - 1,427



Tina Murray, 1987-90 - 1,358

RECORDS

# SEASON LEADERS



1986 - COLORADO VOLLEYBALL - 2005

## KILLS

(Min. 300)

1. Sarah Lodge, 1997	528
2. Karrie Downey, 1993	501
3. Karrie Downey, 1994	462
4. Rachel Wacholder, 1996	456
5. Tina Murray, 1989	449
6. Karrie Downey, 1991	440
7. Rachel Wacholder, 1995	438
8. Susan Magda, 1988	432
9. Sonja Russell, 1999	427
Staci Wolfe, 1993	427
11. Sonja Russell, 2000	425
12. <b>Allie Griffin, 2004</b>	<b>420</b>
13. Monique Gerlach, 2002	419
14. Sarah Lodge, 1996	416
15. Tiffany Jestadt, 1990	415
16. Stephanie Salgado, 1988	399
Courtney Owens, 1998	399
18. Monique Gerlach, 2001	387
Karrie Downey, 1992	387
20. Janine Zumerchik, 1993	382
21. Kristin Engelking, 1999	377
Tina Murray, 1990	377
23. Monique Gerlach, 2003	376
24. Sarah Lodge, 1998	372
25. Rachel Wacholder, 1994	371
26. Michele Kohler, 1992	364
27. Michele Kohler, 1990	357
28. Kristin Engelking, 1998	350
29. Meghan Barkman, 2001	346
Wendy Van Wyhe, 1991	346
Lisa Soulliere, 1989	346

## ATTACKS

(Min. 1,000)

1. Staci Wolfe, 1993	1,403
2. Rachel Wacholder, 1995	1,374
3. Karrie Downey, 1994	1,276
4. Karrie Downey, 1993	1,257
5. Sarah Lodge, 1997	1,246
6. Tina Murray, 1989	1,225
7. Tina Murray, 1990	1,212
8. Rachel Wacholder, 1994	1,206
9. Sonja Russell, 2000	1,183
10. Rachel Wacholder, 1996	1,181
11. Sonja Russell, 1999	1,169
12. Courtney Owens, 1998	1,157
13. Karrie Downey, 1991	1,108
14. Michele Kohler, 1990	1,098
Susan Magda, 1988	1,098
16. Michele Kohler, 1992	1,092
17. Sarah Lodge, 1996	1,027
18. Karrie Downey, 1992	1,022
19. Tiffany Jestadt, 1990	1,012
20. Sarah Lodge, 1998	991

## ASSISTS

(Min. 300)

1. Nicole Vranesh, 1991	1,712
2. Kelly Campbell, 1997	1,582
3. Kelly Campbell, 1998	1,572
4. Kelly Campbell, 1999	1,555

5. Nicole Vranesh, 1993	1,541
6. Kelly Campbell, 1996	1,519
7. Elizabeth Gower, 2000	1,389
8. Nicole Vranesh, 1992	1,362
9. Jennifer Sherlock, 1988	1,335
10. Jennifer Sherlock, 1989	1,332
11. Elizabeth Gower, 2001	1,312
12. <b>Ashley Nu'u, 2003</b>	<b>1,146</b>
13. Elizabeth Gower, 2002	1,115
14. Allison Barnes, 2003	1,042
15. Shelly Wolfe, 1995	1,023
16. Tracy Seiler, 1994	979
17. Jennifer Sherlock, 1987	850
18. Jennifer Sherlock, 1990	679
19. Nicole Vranesh, 1990	648
20. Jennifer Anderson, 1994	414

## ATTACK PERCENTAGE

(Min. .300, 2/3 GP, 3.0 Att./Game)

1. Kelly Campbell, 1998	.406
2. Meghan Barkman, 2001	.360
3. Kristin Engelking, 1998	.355
4. Kristin Engelking, 1999	.354
5. Wendy Van Wyhe, 1991	.347
6. Leah Williams, 1995	.346
7. Monique Gerlach, 2001	.344
8. Monique Gerlach, 2002	.331
9. Lisa Soulliere, 1989	.327
10. Kelly Campbell, 1999	.323
11. Janine Zumerchik, 1992	.321
12. Monique Gerlach, 2003	.320
13. Daria DeRuiter, 1988	.315
14. Monique Gerlach, 2000	.313
15. Leah Williams, 1994	.311
16. Elizabeth Gower, 2000	.3093
17. Janine Zumerchik, 1993	.3090
18. Wendy Callahan, 1988	.304
19. Meghan Barkman, 1999	.303
20. Elizabeth Gower, 2001	.302

## SERVICE ACES

(Min. 30)

1. Jennifer Sherlock, 1988	65
2. Staci Wolfe, 1993	60
Staci Wolfe, 1991	60
4. Stephanie Salgado, 1988	55
5. Tina Murray, 1988	47
6. Rachel Wacholder, 1994	45
Staci Wolfe, 1992	45
Karrie Downey, 1991	45
9. Karrie Downey, 1993	44
Michele Kohler, 1992	44
11. Tina Murray, 1987	43
12. Rachel Wacholder, 1995	38
Heather Sweeney, 1992	38
Lisa Soulliere, 1989	38
15. Jennifer Sherlock, 1987	37
16. Rachel Wacholder, 1996	36
17. Michele Kohler, 1991	35
Stephanie Salgado, 1989	35

## DIGS

(Min. 300)

1. Tina Murray, 1990	490
2. Karrie Downey, 1994	452
3. Michele Kohler, 1990	416
4. Karrie Downey, 1993	415
5. Sonja Russell, 2000	406
6. Rachel Wacholder, 1995	399
7. Tina Murray, 1988	393
8. <b>Nicole Carr, 2003</b>	<b>388</b>
9. Tegan Lynch, 1998	378
10. Sonja Russell, 1999	375
11. Michele Kohler, 1992	371
Karrie Downey, 1991	371
13. Staci Wolfe, 1993	369
14. Tina Murray, 1989	368
15. Nicole Vranesh, 1993	358
16. Sonja Russell, 2001	352
Nicole Vranesh, 1991	352
18. Michele Kohler, 1991	351
19. Tegan Lynch, 1997	345
20. Courtney Owens, 1998	342
21. Kelly Campbell, 1999	336
22. Nicole Vranesh, 1992	331
23. Rachel Wacholder, 1996	329
24. Sarah Lodge, 1997	322
25. Kelly Campbell, 1998	321
Sarah Lodge, 1998	321
27. Kim Taskey, 2002	320
28. Rachel Wacholder, 1994	318
29. Elizabeth Gower, 1999	313
30. Kelly Campbell, 1996	308
Michele Kohler, 1989	308

## TOTAL BLOCKS

(Min. 75)

1. Leah Williams, 1995	177
2. Lisa Soulliere, 1989	168
3. Meghan Barkman, 2000	165
4. Meghan Barkman, 2001	151
5. Alison Koepke, 1997	144
6. Alison Koepke, 1995	142
7. Lisa Soulliere, 1988	141
8. Wendy Van Wyhe, 1990	135
9. Meghan Barkman, 1999	134
10. Katie Zabransky, 1991	129
11. Leah Williams, 1994	127
12. Kristin Engelking, 1998	126
13. Meghan Barkman, 2002	115
14. Wendy Van Wyhe, 1991	105
15. <b>Lara Bossow, 2004</b>	<b>104</b>
16. Lisa Soulliere, 1987	103
17. Amy Hulstrom, 1986	99
18. <b>Austin Zimmerman, 2004</b>	<b>98</b>
Wendy Van Wyhe, 1989	98
20. Alison Koepke, 1996	94
21. Monique Gerlach, 2003	93
Katie Zabransky, 1990	93
23. Monique Gerlach, 2002	92
24. <b>Allie Griffin, 2004</b>	<b>91</b>
Monique Gerlach, 2001	91
Elizabeth Gower, 2000	91
Tiffany Jestadt, 1990	91

## 1,000 CAREER KILL CLUB



Sonja Russell, 1998-01 - 1,237



Michele Kohler, 1989-92 - 1,225



Meghan Barkman, 1999-02 - 1,220



Janine Zumerchik, 1991-94 - 1,053



Tegan Lynch, 1995-98 - 1,024



Staci Wolfe, 1991-94 - 1,005

RECORDS

# MATCH LEADERS

## KILL CLUBS

Kills	Name, Opponent, Date	Games In Match
<b>40-KILL CLUB</b>		
40	Sarah Lodge vs. UT, 11/28/97	5
<b>30-KILL CLUB</b>		
36	Sarah Lodge @ OU, 11/2/96	5
34	Karrie Downey vs. PSU, 12/7/91	5
	Karrie Downey vs. PSU, 12/9/93	5
33	Sarah Lodge @ OU, 10/11/97	5
32	Rachel Wacholder @ OU, 11/25/96	5
31	Staci Wolfe vs. A&M, 9/18/94	4
30	Tina Murray vs. UT, 9/3/89	4
<b>25-KILL CLUB</b>		
29	Rachel Wacholder vs. Ga. Tech, 9/3/95	5
	Sarah Lodge @ USC, 9/7/97	5
	Sarah Lodge vs. ORU, 12/7/97	5
	Courtney Owens @ KSU, 11/27/98	4
28	Karrie Downey vs. KU, 11/15/91	4
	Karrie Downey vs. ISU, 11/25/94	5
	Sarah Lodge @ UT, 11/30/96	5
	Kristin Engelking vs. BU, 9/25/99	5
27	Rachel Wacholder @ TTU, 10/25/96	5
	Rachel Wacholder @ UT, 11/30/96	5
	Sarah Lodge @ NU, 10/8/97	5
	Monique Gerlach @ BU, 9/18/02	4
	<b>Allie Griffin @ A&amp;M, 9/24/03</b>	5
	Maragda Santillana vs. UNC, 9/11/04	4
26	Tina Murray vs. Idaho St., 9/3/90	4
	Karrie Downey @ Ill., 9/11/93	5
	Janine Zumerchik vs. PSU, 12/9/93	5
	Rachel Wacholder vs. ISU, 11/11/95	5
	Kim Taskey @ TTU, 11/13/99	5
	Sonja Russell vs. Ga. Tech, 12/1/00	4
25	Tina Murray @ NU, 10/14/89	4
	Wendy Van Wyhe vs. CSU, 11/5/91	4
	Staci Wolfe @ CSU, 10/5/93	4
	Karrie Downey vs. NU, 11/27/93	5
	Rachel Wacholder vs. ISU, 11/24/95	4
	Sarah Lodge vs. Stanford, 9/12/98	5
	Courtney Owens vs. UT, 10/17/98	5
	Kristin Engelking vs. UT, 11/20/99	5
	Sonja Russell vs. UT, 11/20/99	5
	Monique Gerlach vs. BU, 10/31/01	5
	<b>Allie Griffin @ OU, 10/16/04</b>	5
	<b>Allie Griffin vs. TTU, 10/30/04</b>	4
<b>20-KILL CLUB</b>		
24	Tina Murray vs. OU, 11/24/89	4
	Tiffany Jesteadt @ Washington, 9/14/91	4
	Karrie Downey @ CSU, 10/5/93	4
	Rachel Wacholder @ OU, 11/15/95	4
	<b>Rachel Wacholder vs. BU, 11/22/96</b>	3
	Melissa Schutz vs. ORU, 12/4/96	4
	<b>Sarah Lodge @ ND, 9/6/98</b>	3
	Kristin Engelking @ MU, 10/31/98	4
	Kristin Engelking @ TTU, 11/13/99	5
	<b>Sonja Russell vs. A&amp;M, 11/1/00</b>	3
	Maragda Santillana, vs. KU, 10/24/03	5
23	Tina Murray @ SDSU, 9/1/89	5
	Karrie Downey @ Oregon, 8/31/91	4
	Michele Kohler vs. NU, 11/28/92	4
	Staci Wolfe vs. NU, 10/13/93	5
	Sarah Lodge @ TTU, 10/25/96	5
	Courtney Owens vs. KSU, 11/7/98	4
	Meghan Barkman vs. WSU, 9/11/99	4
	Kim Taskey vs. S. Clara, 9/3/00	5
	Sara Villwock @ CSU, 12/2/00	5
	Monique Gerlach @ CSU, 12/1/01	4
	Monique Gerlach @ CSU, 10/1/02	4
22	Andrea Smith vs. UCSS, 10/29/86	5
	Susan Magda @ NU, 10/8/88	4
	Susan Magda vs. OU, 10/13/88	4
	Susan Magda vs. CSU, 11/2/88	5
	Janine Zumerchik @ Wyo., 9/7/92	5
	Michele Kohler vs. Va. Tech, 9/19/92	3
	Karrie Downey vs. NU, 11/28/92	4
	Karrie Downey @ OU, 11/3/93	5
	Staci Wolfe vs. BYU, 9/2/94	4
	Karrie Downey vs. ND, 9/15/94	4
	Karrie Downey vs. A&M, 9/18/94	4
	Rachel Wacholder @ OU, 9/28/94	3
	Rachel Wacholder vs. ISU, 11/25/94	5
	Rachel Wacholder vs. OU, 10/11/95	5
	Rachel Wacholder vs. TTU, 11/23/96	4
	Sarah Lodge vs. TTU, 10/24/97	4
	Sarah Lodge vs. KSU, 11/15/97	4
	Kristin Engelking @ KU, 11/27/99	3
	Sonja Russell vs. MU, 11/25/00	3
	Sonja Russell vs. KSU, 10/6/01	4
	Monique Gerlach @ TTU, 11/3/01	4
	Monique Gerlach @ TU, 11/6/02	4
	<b>Allie Griffin vs. USD, 9/10/04</b>	5
	Maragda Santillana @ OU, 10/16/04	5
21	Susan Magda @ KSU, 10/7/88	3
	Stephanie Salgado @ MU, 10/22/88	5
	Susan Magda vs. NU, 11/26/88	4
	Lisa Soulliere @ SDSU, 9/1/89	5
	Lisa Soulliere vs. KU, 10/7/89	4

Janine Zumerchik vs. Mich., 9/18/93	4	
Janine Zumerchik @ CSU, 10/5/93	4	
Karrie Downey vs. KU, 11/6/93	4	
Karrie Downey vs. Wash., 9/1/94	4	
Staci Wolfe vs. Wash., 9/1/94	4	
Karrie Downey vs. Wyo., 10/25/94	3	
Karrie Downey @ CSU, 11/9/94	4	
Karrie Downey vs. N. Iowa, 12/4/94	4	
Rachel Wacholder @ KSU, 9/30/95	4	
Rachel Wacholder @ KU, 10/7/95	4	
Sarah Lodge vs. CSU, 9/17/96	3	
Rachel Wacholder vs. KU, 9/28/96	3	
Rachel Wacholder vs. OU, 10/11/96	4	
Sarah Lodge vs. UT, 10/18/96	5	
Rachel Wacholder vs. UT, 10/18/96	5	
Sarah Lodge vs. OU, 10/31/97	3	
Sarah Lodge @ TTU, 10/10/98	4	
Tegan Lynch vs. UT, 10/17/98	5	
Sonja Russell vs. TTU, 10/6/99	3	
Kim Taskey vs. C. Florida, 9/1/00	3	
Sara Villwock vs. A&M, 11/1/00	3	
Sonja Russell @ CSU, 12/2/00	5	
Monique Gerlach vs. Clemson, 8/31/01	4	
Meghan Barkman @ CSU, 12/1/01	5	
Monique Gerlach @ T A&M 11/2/02	5	
<b>Allie Griffin vs. ISU, 9/27/03</b>	4	
<b>Allie Griffin vs. DU, 9/1/04</b>	4	
<b>Allie Griffin vs. CSN, 9/3/04</b>	3	
Maragda Santillana vs. BU, 9/25/04	3	
20	Tina Murray vs. Iowa State, 11/20/87	5
Tina Murray @ CSU, 11/14/89	4	
Michele Kohler vs. NU, 11/13/90	4	
Tiffany Jesteadt vs. EMU, 11/30/90	4	
Wendy Van Wyhe vs. EMU, 11/30/90	4	
Wendy Van Wyhe vs. Houston, 11/30/90	4	
Katie Zabransky vs. Houston, 11/2/91	4	
Karrie Downey @ OU, 11/9/91	5	
Michele Kohler vs. Wyo., 9/29/92	5	
Staci Wolfe vs. Minn., 9/3/93	4	
Karrie Downey @ Ill., 9/11/93	5	
Karrie Downey vs. NU, 10/13/93	5	
Leah Williams vs. NU, 10/13/93	5	
Janine Zumerchik vs. NU, 10/13/93	5	
Staci Wolfe vs. ISU, 11/26/93	4	
Janine Zumerchik vs. MSU, 9/16/94	4	
Janine Zumerchik vs. UNC, 9/30/94	3	
Karrie Downey @ ISU, 11/5/94	3	
Karrie Downey vs. NU, 11/26/94	4	
Sarah Lodge @ CSU, 10/24/95	5	
Sarah Lodge vs. ISU, 11/24/95	5	
Rachel Wacholder @ UNC, 9/7/96	4	
Sarah Lodge vs. TTU, 11/23/96	3	
Tegan Lynch vs. Villanova, 9/6/97	4	
Courtney Owens vs. OU, 10/31/97	4	
Alison Koepke vs. UT, 11/28/97	5	
Sarah Lodge vs. UGa., 9/6/98	3	
Courtney Owens vs. TTU, 11/13/98	4	
Shana Bowen @ UT, 11/20/98	4	
Sonja Russell vs. AFA, 9/7/99	4	
Sonja Russell vs. OU, 10/30/99	4	
Sylvie Roberge @ UNO, 9/9/00	5	
Sonja Russell @ TTU, 10/7/00	5	
<b>Nicole Carr vs. Tex. Arl., 11/13/02</b>	4	
Maragda Santillana, @ ISU, 10/24/03	5	
Maragda Santillana, vs. A&M, 11/12/03	5	
Maragda Santillana vs. CSU, 9/7/04	3	
<b>Nicole Carr vs. TTU, 10/30/04</b>	4	

## ATTACK CLUBS


Att.	Name, Opponent, Date	Games In Match
<b>100-ATTACK CLUB</b>		
106	Rachel Wacholder vs. ISU, 11/24/95	4
<b>80-ATTACK CLUB</b>		
85	Karrie Downey vs. Penn state, 12/9/93	5
84	Staci Wolfe @ CSU, 10/5/93	4
81	Courtney Owens @ KSU, 11/27/98	4
80	Rachel Wacholder vs. ISU, 11/25/94	5
	Sarah Lodge @ OU, 11/2/96	5
<b>75-ATTACK CLUB</b>		
79	Rachel Wacholder @ OU, 11/15/95	4
77	Rachel Wacholder vs. ISU, 11/11/95	5
76	Rachel Wacholder vs. UGa., 9/7/95	5
	Sonja Russell vs. UT, 11/20/99	5
75	Tina Murray v. UT, 9/3/89	5
	Staci Wolfe @ Ill., 9/11/93	5
	Sarah Lodge vs. ISU, 11/24/95	4
	Rachel Wacholder @ UT, 11/30/96	5
<b>70-ATTACK CLUB</b>		
73	Staci Wolfe vs. A&M, 9/18/94	4
72	Karrie Downey vs. ISU, 11/5/94	5
	Rachel Wacholder vs. Ga. Tech, 9/3/95	5
	Sarah Lodge vs. ORU, 12/7/97	5
71	Courtney Owens vs. UT, 10/17/98	5
70	Rachel Wacholder @ ISU, 10/14/95	5
	Rachel Wacholder @ TTU, 10/25/96	5
	Sarah Lodge vs. UT, 11/28/97	5

## ATTACK PERCENTAGE CLUBS

Pct.	Name, Opponent, Date	Games In Match
<b>800-ATTACK PERCENTAGE CLUB</b>		
.889	Shana Bowen @ ISU, 10/30/98	3
.833	Allison Barnes vs. OU, 10/5/02	4
.833	Wendy Callahan vs. Cal Irvine, 11/14/87	3
<b>700-ATTACK PERCENTAGE CLUB</b>		
.778	Jennifer Sherlock vs. St. Mary's, 11/18/88	3
	Nicole Vranesh vs. N'western, 9/6/91	3
	Kristin Engelking vs. Baylor, 11/15/98	3
.769	Elizabeth Gower @ OU, 10/18/01	3
.750	Maragda Santillana vs. Maine, 11/14/02	3
.733	Sylvie Roberge @ KSU, 11/3/99	5
<b>Lara Bossow vs. KU 10/9/04</b>		
.727	Lisa Soulliere vs. KSU, 10/13/89	3
	Tiffany Jesteadt vs. KSU, 10/19/90	3
	Katie Zabransky vs. KU, 10/20/90	3
	Heather Sweeney vs. W. Kentucky, 9/16/92	3
<b>Allie Griffin vs. ISU, 11/24/04</b>		
.714	Lisa Soulliere vs. KU, 10/7/89	4
	Darla DeRuiter vs. Tenn., 10/29/88	4
	Lisa Soulliere vs. KU, 11/5/88	3
.700	Janine Zumerchik vs. URI, 9/5/92	3
	Janine Zumerchik vs. UMKC, 10/30/92	3
	Janine Zumerchik vs. ISU, 10/16/93	3
	Leah Williams vs. Wyo., 9/13/95	4
	Monique Gerlach vs. URI, 8/30/03	3

## ASSIST CLUBS

Ast.	Name, Opponent, Date	Games In Match
<b>90-ASSIST CLUB</b>		
93	Kelly Campbell @ TTU, 11/17/99	5
<b>80-ASSIST CLUB</b>		
88	Kelly Campbell vs. UT, 11/28/97	5
87	Nicole Vranesh vs. PSU, 12/9/93	5
86	Kelly Campbell @ OU, 11/2/96	5
84	Kelly Campbell vs. UT, 10/17/98	5
<b>70-ASSIST CLUB</b>		
79	Kelly Campbell vs. UT, 10/18/96	5
78	Nicole Vranesh @ CSU, 10/5/93	4
	Kelly Campbell vs. UT, 11/20/99	5
76	Kelly Campbell vs. ORU, 12/4/96	4
75	Nicole Vranesh vs. Ill., 9/11/93	5
	Kelly Campbell vs. OU, 10/31/97	3
	Kelly Campbell @ TTU, 10/10/98	3
	Kelly Campbell vs. TTU, 10/6/99	4
73	Nicole Vranesh @ KU, 10/18/91	4
	Nicole Vranesh vs. KU, 11/15/91	4
	Nicole Vranesh vs. NU, 10/13/93	5
	Kelly Campbell @ OU, 10/11/97	5
	Kelly Campbell @ UT, 10/20/98	4
72	Nicole Vranesh @ OU, 11/9/91	5
	Nicole Vranesh @ USC, 11/14/92	4
	Kelly Campbell vs. KSU, 11/7/98	4
	Kelly Campbell vs. TTU, 11/13/98	4
71	Kelly Campbell vs. BU, 9/25/99	5
70	Nicole Vranesh vs. Wash., 9/14/91	4
	Kelly Campbell @ TTU, 10/25/96	5
	Kelly Campbell @ KSU, 11/27/98	4



Sarah Lodge is the only Buff to record 20, 30 & 40 kills in a match.

# MATCH LEADERS



1986-COLORADO VOLLEYBALL-2005

## SERVICE ACE CLUBS

Aces	Name, Opponent, Date	Games In Match
<b>10-ACE CLUB</b>		
10	<i>Staci Wolfe vs. Mont., 8/30/91</i>	3
<b>7-ACE CLUB</b>		
8	<i>Jennifer Sherlock @ SD, 11/12/87</i>	5
7	Michele Kohler @ CSU, 9/18/91	5
<b>5-ACE CLUB</b>		
6	<i>Jennifer Sherlock @ KSU, 10/16/87</i>	4
	Michele Kohler @ Ohio State, 9/11/92	5
	Karrie Downey vs. ISU, 10/16/93	3
	Shana Bowen @ BU, 10/26/96	3
5	<i>Tina Murray vs. GW, 9/18/87</i>	5
	Jennifer Sherlock vs. KU, 11/7/87	4
	Lisa Soulliere @ OU, 9/29/88	5
	Stephanie Salgado @ USF, 11/19/88	3
	Staci Wolfe vs. CSU, 11/5/91	4
	Heather Sweeney vs. NU, 10/24/92	3
	Nicole Vranesh vs. LBSU, 9/10/93	4
	Rachel Wacholder vs. Hou., 9/10/94	3
	Rachel Wacholder vs. MU, 10/21/94	3
	Rachel Wacholder @ KSU, 11/19/94	3
	Leah Williams vs. Wyo., 9/13/95	4
	Rachel Wacholder vs. CSU, 10/4/95	4
	Leah Williams vs. Wyo., 10/18/95	3
	Sarah Lodge @ OU, 11/15/95	4
	Sarah Lodge @ OU, 11/2/96	5
	Courtney Owens @ KU, 10/3/98	3
	Monique Gerlach @ BU, 11/1/00	4

## DIG CLUBS

Digs	Name, Opponent, Date	Games In Match
<b>40-DIG CLUB</b>		
41	<i>Karrie Downey @ ISU, 11/5/94</i>	4
40	Rachel Wacholder vs. ISU, 11/24/95	4
<b>30-DIG CLUB</b>		
34	<i>Michele Kohler vs. EMU, 11/30/90</i>	4
	<i>Rachel Wacholder vs. Ga. Tech, 9/3/95</i>	5
33	Rachel Wacholder @ ISU, 10/14/95	5
31	<i>Jennifer Sherlock vs. Wyoming, 9/22/90</i>	5
30	Tina Murray vs. EMU, 11/30/90	4
<b>25-DIG CLUB</b>		
29	Karrie Downey @ USC, 11/14/92	4
	Karrie Downey vs. Iowa State, 11/25/94	5
	Rachel Wacholder @ BYU, 9/8/95	4
	Tegan Lynch vs. UT, 10/17/98	5
28	<i>Michele Kohler vs. UT, 9/3/89</i>	5
	Tina Murray vs. NU, 11/13/90	4
	Nicole Vranesh @ Portland, 8/30/91	4
	Staci Wolfe @ Portland, 8/30/91	4
	Nicole Vranesh @ CSU, 10/5/93	5
	Elizabeth Gower vs. UT, 11/20/99	5
	Sonja Russell @ TTU, 10/7/00	5
27	Tina Murray vs. CSU, 10/17/90	5
	Karrie Downey vs. Oregon, 8/31/91	4
	Karrie Downey vs. NU, 11/17/93	5
	Karrie Downey vs. A&M, 9/28/94	4
	Sonja Russell @ BU, 11/11/00	5
26	<i>Tina Murray vs. KSU, 11/4/88</i>	4
	Tina Murray vs. Wyo., 9/22/90	5
	Nicole Vranesh vs. NU, 11/4/92	5
	Janine Zumerchik @ CSU, 10/5/93	4
	Sarah Lodge @ OU, 11/2/96	5
	Tegan Lynch vs. ORU, 12/4/96	4
	Tegan Lynch vs. Stanford, 9/12/98	5
<b>20-DIG CLUB</b>		
25	Michele Kohler vs. Wyo., 9/22/90	5
	Karrie Downey @ KU, 10/18/91	4
	Nicole Vranesh vs. UT, 10/9/93	4
	Karrie Downey vs. Michigan St., 9/16/94	4
	Karrie Downey @ CSU, 11/9/94	4
	Leah Williams vs. ISU, 11/24/95	4
	Tegan Lynch vs. UT, 10/18/96	5
	Rachel Wacholder @ KSU, 11/16/96	4
	Tegan Lynch @ KSU, 11/27/98	4
	Sonja Russell vs. BU, 10/31/01	5
	Sonja Russell @ KSU, 11/10/01	4
24	Tina Murray vs. San Jose State, 9/8/89	3
	Karrie Downey @ Wyo., 9/14/93	4
	Sarah Lodge vs. Villanova, 9/6/97	4
	<i>Nicole Carr vs. Tex. Arl., 11/13/02</i>	4
	<i>Nicole Carr vs. MU, 11/22/03</i>	5
23	Tiffany Jesteadt @ Portland, 8/30/91	5
	Staci Wolfe @ Wyo., 9/14/93	4
	Sonja Russell @ A&M, 9/23/00	4
	Kim Taskey @ TTU, 10/19/02	4
22	Tina Murray @ MU, 10/22/88	5
	Tina Murray @ Wyo., 10/2/90	5
	Karrie Downey vs. KU, 11/15/91	4
	Nicole Vranesh vs. KU, 11/15/91	4
	Michele Kohler @ ISU, 10/7/92	5
	Karrie Downey vs. KU, 11/6/93	4
	Karrie Downey @ MU, 11/20/93	3
	Karrie Downey vs. CSU, 10/19/94	3

	Kelly Campbell vs. KSU, 9/27/96	5
	Tegan Lynch vs. KSU, 11/7/98	4
	Kelly Campbell @ A&M, 10/23/99	4
	Lisa Small @ TTU, 10/7/00	5
	Sara Villwock vs. KSU, 10/6/01	4
	Kim Taskey @ KSU, 10/12/02	4
21	Tina Murray vs. Tenn., 10/29/88	4
	Tina Murray vs. CSU, 11/2/88	5
	Jennifer Sherlock vs. PSU, 9/9/89	5
	Tina Murray @ BYU, 9/1/90	4
	Tina Murray vs. LMU, 9/21/90	3
	Karrie Downey vs. Pepperdine, 9/13/91	5
	Michele Kohler vs. KU, 11/15/91	4
	Michele Kohler vs. NU, 11/4/92	5
	Michele Kohler @ USC, 11/14/92	4
	Staci Wolfe vs. NU, 11/28/92	4
	Nicole Vranesh vs. NU, 10/13/93	5
	Nicole Vranesh vs. PSU, 12/9/93	5
	Rachel Wacholder @ ISU, 11/5/94	4
	Tegan Lynch @ ISU, 10/14/95	5
	Rachel Wacholder @ OU, 11/2/96	5
	Rachel Wacholder vs. ORU, 12/4/96	4
	Courtney Owens @ KSU, 9/26/97	4
	Sarah Lodge @ TTU, 10/10/98	4
	Sonja Russell vs. Cal, 9/3/99	5
	Elizabeth Gower @ TTU, 11/13/99	5
	Sonja Russell vs. UT, 11/20/99	5
	Sonja Russell @ UT, 11/22/00	4
	Sonja Russell vs. Ga. Tech, 12/1/00	4
	Sonja Russell @ UT, 11/14/01	3
	<b>Nicole Carr vs. TTU, 11/8/03</b>	3
20	Jennifer Sherlock @ MU, 10/22/88	5
	Tina Murray vs. OU, 11/18/89	4
	Jennifer Sherlock vs. Weber St., 9/4/90	3
	Michele Kohler @ ASU, 9/15/90	3
	Staci Wolfe vs. NU, 11/4/92	5
	Nicole Vranesh vs. OU, 10/26/93	3
	Nicole Vranesh vs. NU, 11/3/93	5
	Karrie Downey vs. UNC, 9/30/94	3
	Leah Williams @ BYU, 9/8/95	4
	Tegan Lynch @ NU, 10/8/97	5
	Tegan Lynch vs. TTU, 10/24/97	4
	Sarah Lodge vs. OU, 10/31/97	3
	Tegan Lynch @ TTU, 10/10/98	4
	Kelly Campbell vs. UT, 10/17/98	5
	Kelly Campbell @ A&M, 11/21/98	5
	Tegan Lynch @ A&M, 11/21/98	5
	Kelly Campbell vs. NU, 11/25/98	3
	Kelly Campbell @ KSU, 11/27/98	4
	Elizabeth Gower vs. TTU, 10/6/99	3
	Sonja Russell @ UT, 10/13/99	3
	Meghan Barkman @ TTU, 10/7/00	5
	Sonja Russell vs. NU, 9/19/01	3
	<b>Nicole Carr @ A&amp;M, 9/27/03</b>	5
	<b>Nicole Carr vs. A&amp;M, 11/12/03</b>	5


## BLOCK CLUBS

Digs	Name, Opponent, Date	Games In Match
<b>15-BLOCK CLUB</b>		
15	<i>Lisa Soulliere @ UT, 11/17/89</i>	5
<b>10-BLOCK CLUB</b>		
13	Leah Williams vs. UGa., 9/7/95	5
	Alison Koepke vs. ORU, 12/7/97	5
12	<i>Lisa Soulliere vs. NAU, 9/2/88</i>	4
	<i>Lisa Soulliere vs. Tenn, 10/28/88</i>	4
	Leah Williams vs. BSU, 9/4/95	5
	Meghan Barkman @ TTU, 11/3/01	4
11	Wendy Van Wyhe vs. Ind., 9/16/89	5
	Kathleen Bunce vs. AFA, 9/19/96	3
	Meghan Barkman @ KU, 9/13/00	5
	<b>Lara Bossow vs. KSU, 9/15/04</b>	3
10	Lisa Soulliere vs. UT, 9/3/89	5
	Lisa Soulliere vs. OU, 11/24/89	4
	Heather Sweeney vs. WKU, 9/16/92	3
	Alison Koepke vs. CSU, 10/19/94	3
	Alison Koepke vs. Ohio State, 9/1/95	4
	Leah Williams vs. Ga. Tech, 9/3/95	5
	Alison Koepke vs. BSU, 9/4/95	5
	Alison Koepke vs. UGa., 9/7/95	5
	Kathleen Bunce @ CSU, 10/24/95	5
	Leah Williams vs. ISU, 11/11/95	5
	Alison Koepke vs. Villanova, 9/6/97	4
	Alison Koepke @ A&M, 10/17/97	3
	Alison Koepke @ TTU, 11/22/97	3
	Meghan Barkman vs. AFA, 9/7/99	4
	Meghan Barkman vs. KSU, 10/2/99	4
	Meghan Barkman vs. S.Clara, 9/3/00	5
	Meghan Barkman vs. A&M, 11/1/00	3
	Meghan Barkman @ UT, 11/22/00	4
	Josee Roberge @ T.Tech, 11/3/01	4
	Meghan Barkman vs. KU, 11/24/01	3

*Italics means that was once the CU record; bold is an active player and underline is the record for a match with that number of games.*



Rachel Wacholder is the only player in team history to record 30 or more digs on three occasions.



Lara Bossow tied a school record with 11 blocks in a 3-game match against Kansas State in 2004.

RECORDS

# NOTABLE MATCHES

## TRIPLE-DOUBLES

### Triple Double Breakdown

Total Triple Doubles	.31
Kills-Digs-Assists	.16
Kills-Digs-Blocks	.11

### Most Triple Doubles, Career

1. Elizabeth Gower, 1999-02	.10
2. Kelly Campbell, 1996-99	.5
3. Meghan Barkman, 1999-02	.4
4. Lisa Soulliere, 1987-89	.3
5. Alison Koepke, 1994-97	.2
6. Amy Hulstrom, 1986-87	.1
Leah Williams, 1992-95	.1
Tegan Lynch, 1995-98	.1

### Most Triple Doubles, Season

1. Elizabeth Gower, 2000	.6
2. Meghan Barkman, 2000, 2002	.4
3. Lisa Soulliere, 1989	.3
Kelly Campbell, 1998	.3
5. Alison Koepke, 1997	.2
Kelly Campbell, 1999	.2
Elizabeth Gower, 2001, 2002	.2
8. Amy Hulstrom, 1986	.1
Leah Williams, 1995	.1
Tegan Lynch, 1998	.1

### Most Consecutive Triple Doubles

1. Kelly Campbell, 11/25/98 - 11/27/98	.2
Elizabeth Gower, 11/11/00 - 11/15/00	.2
Elizabeth Gower, 11/2/02 - 11/6/02	.2

#### Elizabeth Gower (10)

Date	Opponent	Kills	Digs	Asst.
9/11/00	Air Force	12	14	47
10/7/00	Texas Tech	14	12	66
11/1/00	Texas A&M	10	19	69
11/11/00	Baylor	10	19	59
11/15/00	Texas Tech	14	13	64
11/22/00	Texas	12	10	48
9/7/01	BYU	12	53	11
11/10/01	Kansas State	14	40	13
11/2/02	Texas A&M	11	12	49
11/6/02	Texas	11	10	51

#### Kelly Campbell (5)

Date	Opponent	Kills	Digs	Asst.
10/17/98	Texas	10	20	84
11/25/98	Nebraska	10	20	35
11/27/98	Kansas State	18	20	70
11/13/99	Texas Tech	13	15	93
11/20/99	Texas	11	14	78

#### Meghan Barkman (4)

Date	Opponent	Kills	Digs	Blk.
9/3/00	Santa Clara	15	10	10
10/21/00	Kansas	10	12	11
11/1/00	Texas A&M	11	19	10
11/22/00	Texas	12	12	10

#### Lisa Soulliere (3)

Date	Opponent	Kills	Digs	Blk.
9/3/89	Texas	16	11	10
11/17/89	Texas	11	12	15
11/24/89	Oklahoma	15	13	10

#### Alison Koepke (2)

Date	Opponent	Kills	Digs	Blk.
11/22/97	Texas Tech	10	14	10
12/7/97	Oral Roberts	13	13	13

#### Amy Hulstrom (1)

Date	Opponent	Kills	Digs	Blk.
10/11/86	Colorado-Mines	13	14	14

#### Leah Williams (1)

Date	Opponent	Kills	Digs	Blk.
11/11/95	Iowa State	15	12	10

#### Tegan Lynch (1)

Date	Opponent	Kills	Digs	Blk.
11/13/98	Texas Tech	17	15	10

## DOUBLE-DOUBLES

### Double-Double Breakdown

Total Double-Doubles	.849
Kills-Digs	.634
Digs-Assists	.208
Kills-Assists	.23
Kills-Blocks	.20
Blocks-Digs	.13

### Most Double- Doubles, Career

1. Karrie Downey, 1991-94	.69
2. Kelly Campbell, 1996-99	.60
3. Sonja Russell, 1998-01	.57
4. Tina Murray, 1987-90	.51
Nicole Vranesh, 1990-93	.51
6. Michele Kohler, 1989-92	.48
Sarah Lodge, 1995-98	.48
Elizabeth Gower, 1999-02	.48
9. Rachel Wacholder, 1993-96	.46
10. Tegan Lynch, 1995-98	.38
11. Jennifer Sherlock, 1987-90	.35
12. Shelly Wolfe, 1991-94	.33
13. Courtney Owens, 1991-95	.26
Nicole Carr, 2002-	.26

### Most Double Doubles, Kills-Digs, Career

1. Karrie Downey, 1991-94	.69
2. Sonja Russell, 1998-01	.57
3. Tina Murray, 1987-90	.51
4. Michele Kohler, 1989-92	.48
Sarah Lodge, 1995-98	.48
6. Rachel Wacholder, 1993-96	.46
7. Tegan Lynch, 1995-98	.38
8. Staci Wolfe, 1991-94	.33
9. Courtney Owens, 1995-98	.26
Nicole Carr, 2002-	.26

### Most Double Doubles, Digs-Assists, Career

(10 or More)	
1. Kelly Campbell, 1996-99	.60
2. Nicole Vranesh, 1990-93	.51
3. Jennifer Sherlock, 1987-90	.35
Elizabeth Gower, 1999-02	.35

### Most Double Doubles, Kills-Assists, Career

1. Elizabeth Gower, 1999-02	.15
2. Kelly Campbell, 1996-99	.6
3. Jennifer Sherlock, 1987-90	.1
Tegan Lynch, 1995-98	.1

### Most Double-Doubles, Kills-Blocks, Career

1. Meghan Barkman, 1999-02	.8
2. Lisa Soulliere, 1987-89	.4
Alison Koepke, 1994-97	.4
4. Leah Williams, 1992-95	.3
5. Amy Hulstrom, 1986-87	.1

### Most Double-Doubles, Digs-Blocks, Career

1. Meghan Barkman, 1999-02	.4
Lisa Soulliere, 1987-89	.4
3. Alison Koepke, 1994-97	.2
4. Amy Hulstrom, 1986-87	.1
Leah Williams, 1992-95	.1
Kathleen Bunce, 1995-96	.1

### Most Double Doubles, Season


1. Karrie Downey, 1993	.21
2. Karrie Downey, 1994	.20
Sonja Russell, 1999	.20
4. Tina Murray, 1989	.19
Sonja Russell, 2000	.19
6. Jennifer Sherlock, 1991	.18
Elizabeth Gower, 2000	.18
8. Kelly Campbell, 1999	.17
9. Michele Kohler, 1990	.16
Michele Kohler, 1992	.16
Kelly Campbell, 1996	.16
Rachel Wacholder, 1996	.16
Kelly Campbell, 1998	.16
Sarah Lodge, 1998	.16
Nicole Carr, 2003	.16
16. Karrie Downey, 1991	.15
Rachel Wacholder, 1995	.15
Tegan Lynch, 1997	.15
Tegan Lynch, 1998	.15
Sonja Russell, 2001	.15

### All-Time 25-25 Double Doubles

Name	Opp.	Date	Kills	Digs
Karrie Downey	NU	11/27/93	27	25
Karrie Downey	ISU	11/25/94	28	29
Rachel Wacholder	GT	9/3/95	29	34
Rachel Wacholder	ISU	11/24/95	25	40
Sarah Lodge	OU	11/2/96	36	26

### All-Time 20-20 Double Doubles (25-25 Not Included)

Andrea Smith	UCCS	10/29/86	22	20
Karrie Downey	Ore.	8/31/91	23	27
Karrie Downey	KU	11/15/91	28	22
Janine Zumerchik	CSU	10/5/93	21	26
Karrie Downey	KU	11/6/93	21	22
Karrie Downey	PSU	12/9/93	34	24
Karrie Downey	A&M	9/18/94	22	27
Karrie Downey	ISU	11/5/94	20	41
Karrie Downey	CSU	11/9/94	21	25
Rachel Wacholder	OU	11/2/96	32	21
Sarah Lodge	OU	10/31/97	21	20
Sarah Lodge	TT	10/10/98	21	21
Tegan Lynch	UT	10/17/98	21	29
Sonja Russell	UT	11/20/99	25	21
Sonja Russell	TT	10/7/00	20	28
Sonja Russell	GT	12/1/00	26	21
Nicole Carr	UTA	9/13/02	20	24



Elizabeth Gower, CU's career leader in triple-doubles

# TEAM RECORDS



## CHAMPIONSHIPS

Big 12	None
Big Eight	1 ..... 1993
Big Eight Tournament	2 ..... 1992, 1993
Colorado Invitational	10 ..... 1989, 1990, 1992, 1993 (CC) 1993 (PB), 1997, 1999, 2001, 2003, 2004
Mid-Season Tourneys	14

## NCAA TOURNAMENT

Championships	None
Championship Game	None
Final Four	None
Elite Eight	None
Sweet 16	3 ..... 1993, 1994, 1997
Second Round	7 ..... 1993, 1994, 1996, 1997 1998, 2000, 2001
Total Appearances	14 ..... 1989, 1991, 1992, 1993 1994, 1995, 1996, 1997, 1998 1999, 2000, 2001, 2003, 2004

## CONSECUTIVES

### WINS AND LOSSES

Matches Won	10 ..... 9/28/94 - 10/25/94
	10 ..... 10/28/97 - 11/28/97
	10 ..... 9/16/98 - 10/16/98
Conf. Matches Won	13 ..... 11/3/93 - 10/25/94
Games Won	30 ..... 9/28/94 - 10/25/94
Matches Lost	7 ..... 9/4/86 - 9/21/86
Conf. Matches Lost	13 ..... 9/4/86 - 10/29/87
Games Lost	19 ..... 10/17/86 - 10/29/86

### MISCELLANEOUS

5-Game Matches	3 ..... 9/3/95 - 9/7/95
3-Game Matches	12 ..... 9/28/94 - 11/2/94
Extra Game Matches	7 ..... 11/14/89 - 9/3/90
70-Plus Kill Matches	5 ..... 11/22/00 - 8/31/01
50-Plus Kill Matches	17 ..... 10/16/99 - 9/5/00
.400 or Higher Att. Pct.	2 ..... 10/1/88-10/7/88 & 9/1/04-9/3/04
.300 or Higher Att. Pct.	4 ..... 10/3/91 - 10/12/91
.200 or Higher Att. Pct.	12 ..... 9/24/88 - 10/27/88
.100 or Higher Att. Pct.	53 ..... 9/24/88 - 10/29/89
.000 or Higher Att. Pct.	516 ..... 9/24/88 - 12/2/04
70-Plus Assist Matches	4 ..... 11/25/00 - 8/31/01
50-Plus Assist Matches	16 ..... 10/16/99 - 9/3/00
10-Plus Ace Matches	6 ..... 9/5/92 - 9/18/99
5-Plus Ace Matches	15 ..... 9/24/88 - 11/5/88
1-Plus Ace Matches	219 ..... 9/1/88 - 10/25/94
70-Dig Matches	4 ..... 9/21/90 - 9/29/90
	4 ..... 11/6/93 - 11/20/93
	4 ..... 9/3/95 - 9/8/95
50-Dig Matches	14 ..... 10/3/99 - 9/3/00
15-Plus Total Blocks	3 ..... 9/2/88 - 9/9/88
10-Plus Total Blocks	7 ..... 9/3/95 - 9/17/95

## KILLS

### Most Kills

Season	1991 ..... 2,116
Game 1	10/6/99 vs. Texas Tech ..... .43
Game 2	10/5/93 vs. Colorado State ..... .36
Game 3	11/14/92 vs. Southern Cal ..... .34
Game 4	10/17/98 vs. Texas ..... .36
Game 5	9/3/89 vs. Texas ..... .25
3-Game	10/6/99 vs. Texas Tech ..... .91
4-Game	10/6/93 vs. Colorado State ..... 1.03
5-Game	11/13/99 vs. Texas Tech ..... 1.13

## ATTACKS

### Most Attacks

Season	1990 ..... 5,254
Game 1	11/24/95 vs. Iowa State ..... .92
Game 2	11/30/90 vs. Eastern Michigan ..... .78
Game 3	2X, last 11/24/95 vs. Iowa State ..... .89
Game 4	10/18/91 vs. Kansas ..... .90
Game 5	2X, last 9/11/90 at Colorado State ..... .51
3-Game	10/6/99 vs. Texas Tech ..... 2.08
4-Game	11/24/95 vs. Iowa State ..... 2.75
5-Game	3X, last 11/20/99 vs. Texas ..... 2.73

## ATTACK PERCENTAGE

### Highest Attack Percentage

Season	1991 ..... .259
Game 1	11/5/91 vs. Colorado State ..... .731
Game 2	11/9/90 @ Notre Dame ..... .783
Game 3	10/19/90 @ Kansas State ..... .714
Game 4	9/13/95 @ Wyoming ..... .650
Game 5	11/28/97 vs. Texas ..... .538
3-Game	10/19/90 @ Kansas State ..... .495
4-Game	9/1/04 vs. Denver ..... .402
5-Game	11/9/91 vs. Oklahoma ..... .353

## ASSISTS

### Most Assists

Season	1991 ..... 1,872
3-Game	10/31/97 vs. Oklahoma ..... .82
4-Game	11/27/98 @ Kansas State ..... .90
5-Game	11/13/99 @ Texas Tech ..... 1.08

## SERVICE ACES

### Most Service Aces

Season	1988 ..... .253
3-Game	8/30/91 vs. Montana ..... .15
4-Game	3X, last 10/7/95 @ Kansas ..... .13
5-Game	9/1/89 vs. San Diego State ..... 1.17

## DIGS

### Most Digs

Season	1990 ..... 2,311
3-Game	11/20/93 vs. Missouri ..... .93
4-Game	11/24/95 vs. Iowa State ..... .127
5-Game	9/22/90 vs. Wyoming ..... .155

## TOTAL BLOCKS

### Most Total Blocks

Season	1988 ..... .361
3-Game	12/4/98 vs. San Jose State ..... .19
4-Game	9/1/95 vs. Ohio State ..... .22
5-Game	12/7/97 vs. Oral Roberts ..... .23

## SOLO BLOCKS


### Most Solo Blocks

Season	1988 ..... .201
3-Game	9/29/90 vs. Iowa State ..... .11
4-Game	9/2/88 vs. Northern Arizona ..... .17
5-Game	9/3/90 vs. Texas ..... .14

## BLOCK ASSISTS

### Most Block Assists

Season	1995 ..... .515
3-Game	12/4/98 vs. San Jose State ..... .31
4-Game	9/9/88 vs. Georgia ..... .30
5-Game	12/7/97 vs. Oral Roberts ..... .40





# NOTABLE SEASONS & CAREERS 2



## 100 In Three Season Statistical Categories

Name	Season	Kills	Digs	Blocks	Assists
Lisa Soulliere	1988	.230	.147	.141	.19
Lisa Soulliere	1989	.354	.243	.168	.25
Wendy Van Wyhe	1990	.289	.114	.135	.8
Nicole Vranesh	1991	.101	.351	.55	1,712
Katie Zabransky	1991	.341	.193	.129	.13
Nicole Vranesh	1993	.111	.358	.37	1,541
Leah Williams	1994	.280	.282	.127	.16
Leah Williams	1995	.266	.266	.177	.11
Kelly Campbell	1996	.126	.308	.56	1,519
Alison Koepke	1997	.292	.194	.144	.12
Tegan Lynch	1997	.239	.345	.68	.113
Kelly Campbell	1998	.180	.321	.63	1,572
Kristin Engelking	1998	.350	.104	.109	.15
Tegan Lynch	1998	.332	.378	.137	.74
Meghan Barkman	1999	.257	.186	.134	.13
Kelly Campbell	1999	.196	.3366	1,555	.75
Meghan Barkman	2000	.312	.223	.165	.22
Elizabeth Gower	2000	.203	.288	.85	1,399
Meghan Barkman	2001	.346	.172	.132	.22
Elizabeth Gower	2001	.214	.243	.67	1,312
Elizabeth Gower	2002	.305	.184	.115	.24
Meghan Barkman	2002	.176	.240	.56	1,115
Ashley Nu'u	2004	.119	.144	.63	1,146

## 400 In Two Season Statistical Categories

Name	Season	Kills	Digs	Assists
Karrie Downey	1993	.501	.414	.26
Karrie Downey	1994	.462	.452	.42
Sonja Russell	2000	.425	.406	.60

## 300 In Two Season Statistical Categories

Name	Season	Kills	Digs	Assists
Tina Murray	1989	.449	.368	.21
Tiffany Jestadt	1990	.415	.306	.62
Michele Kohler	1990	.357	.416	.12
Tina Murray	1990	.377	.490	.11
Karrie Downey	1991	.440	.370	.45
Nicole Vranesh	1991	.101	.352	1,712
Michele Kohler	1992	.364	.371	.8
Karrie Downey	1992	.387	.303	.31
Nicole Vranesh	1992	.99	.331	1,319
Karrie Downey	1993	.501	.414	.44
Nicole Vranesh	1993	.111	.358	1,541
Staci Wolfe	1993	.427	.369	.19
Karrie Downey	1994	.462	.452	.32
Rachel Wacholder	1994	.371	.318	.31
Rachel Wacholder	1995	.438	.399	.10
Kelly Campbell	1996	.126	.308	1,519
Rachel Wacholder	1996	.456	.329	.48
Sarah Lodge	1997	.528	.322	.27
Tegan Lynch	1997	.329	.345	.113
Kelly Campbell	1998	.180	.321	1,572
Sarah Lodge	1998	.372	.321	.53
Tegan Lynch	1998	.332	.378	.137
Courtney Owens	1998	.399	.342	.47
Kelly Campbell	1999	.196	.336	1,555
Sonja Russell	1999	.427	.375	.45
Sonja Russell	2000	.425	.406	.60
Sonja Russell	2001	.320	.352	.82
Nicole Carr	2003	.331	.388	.46



Elizabeth Gower



Sonja Russell



Karrie Downey

## 1,500 In Two Career Statistical Categories

Name	Seasons	Kills	Digs	Assists
Karrie Downey	1991-94	1,790	1,540	115

## 1,000 In Two Career Statistical Categories

Name	Seasons	Kills	Digs	Assists
Tina Murray	1987-90	1,358	1,523	.52
Michele Kohler	1989-92	1,225	1,446	.48
Nicole Vranesh	1990-93	.372	1,248	5,261
Karrie Downey	1991-94	1,790	1,540	115
Staci Wolfe	1991-94	1,005	1,035	.74
Rachel Wacholder	1993-96	1,484	1,342	.140
Sarah Lodge	1995-98	1,581	1,081	.134
Tegan Lynch	1995-98	1,024	1,216	.303
Kelly Campbell	1996-99	.592	1,247	6,228
Sonja Russell	1998-01	1,237	1,271	.205
Elizabeth Gower	1999-02	.801	1,083	3,933

## 600 In Three Career Statistical Categories

Name	Seasons	Kills	Digs	Blocks	Assists
Elizabeth Gower	1999-02	.801	1,083	.278	3,933

## 500 In Three Career Statistical Categories

Name	Seasons	Kills	Digs	Blocks	Assists
Kelly Campbell	1996-99	.592	1,247	.264	6,228
Meghan Barkman	1999-02	1,220	.765	.564	.81
Elizabeth Gower	1999-02	.801	1,083	.278	3,933

## 400 In Three Career Statistical Categories

Name	Seasons	Kills	Digs	Blocks	Assists
Lisa Soulliere	1987-89	.750	.488	.412	.52
Kelly Campbell	1996-99	.592	1,247	.264	6,228
Alison Koepke	1994-97	.702	.440	.441	.78
Meghan Barkman	1999-02	1,220	.765	.564	.81
Elizabeth Gower	1999-02	.801	1,083	.278	3,933

## 300 In Three Career Statistical Categories

Name	Seasons	Kills	Digs	Blocks	Assists
Lisa Soulliere	1987-89	.750	.488	.412	.52
Jennifer Sherlock	1987-90	.391	.910	.189	4,196
Nicole Vranesh	1990-93	.372	1,248	.152	5,261
Leah Williams	1992-95	.832	.821	.391	.54
Alison Koepke	1994-97	.702	.440	.441	.78
Tegan Lynch	1995-98	1,024	1,216	.207	.303
Kelly Campbell	1996-99	.592	1,247	.264	6,228
Meghan Barkman	1999-02	1,220	.765	.564	.81
Elizabeth Gower	1999-02	.801	1,083	.278	3,933
Monique Gerlach	2000-03	1,427	.747	.355	.95

## 200 In Four Career Statistical Categories

Name	Seasons	Kills	Assists	Aces	Digs	Blocks
Tegan Lynch	1995-98	1,024	.303	.47	1,216	.207
Kelly Campbell	1996-99	.592	6,228	.92	1,247	.264
Elizabeth Gower	1999-02	.801	3,933	.94	1,083	.278

## 100 In Four Career Statistical Categories

Name	Seasons	Kills	Assists	Aces	Digs	Blocks
Stephanie Salgado	1987-90	.832	.102	.129	.605	.244
Jennifer Sherlock	1987-90	.391	4,196	.145	.910	.189
Tiffany Jestadt	1989-91	.713	.111	.50	.601	.162
Nicole Vranesh	1990-93	.372	5,261	.83	1,248	.152
Karrie Downey	1991-94	1,790	.115	.152	1,540	.231
Rachel Wacholder	1993-96	1,484	.140	.145	1,342	.156
Sarah Lodge	1995-98	1,581	.134	.96	1,081	.216
Tegan Lynch	1995-98	1,024	.303	.47	1,216	.207
Kelly Campbell	1996-99	.592	6,228	.92	1,247	.264
Sonja Russell	1998-01	1,237	.203	.59	1,272	.147
Elizabeth Gower	1999-02	.801	3,933	.94	1,083	.278
Allie Griffin	2002-	.797	.124	.24	.407	.189

## 100 In Five Career Statistical Categories

Name	Seasons	Kills	Assists	Aces	Digs	Blocks
Stephanie Salgado	1987-90	.832	.102	.129	.605	.244
Jennifer Sherlock	1987-90	.391	4,196	.145	.910	.189
Karrie Downey	1991-94	1,790	.115	.152	1,540	.231
Rachel Wacholder	1993-96	1,484	.140	.145	1,342	.156

RECORDS

## Conf. Team Stat Champs

<b>1991</b>	Kills, All Matches	16.66
	Assists, All Matches	14.74
	Digs, All Matches	17.17
<b>1992</b>	Kills, All Matches	15.59
<b>1993</b>	Kills, All Matches	17.47
	Assists, All Matches	14.87
<b>1995</b>	Aces, Conference Matches	2.07
<b>1996</b>	Kills, All Matches	18.53
	Kills, Conference Matches	18.60
	Assists, All Matches	16.75
	Assists, Conference Matches	16.86
	Digs, All Matches	17.52
	Digs, Conference Matches	17.88
	Blocks, All Matches	3.42
<b>1997</b>	Kills, All Matches	18.12
	Kills, Conference Matches	18.56
	Assists, All Matches	16.48
	Assists, Conference Matches	16.95
<b>1998</b>	Kills, All Matches	19.07
	Kills, Conference Matches	19.26
	Assists, All Matches	17.45
	Assists, Conference Matches	17.71
	Digs, All Matches	17.31
<b>1999</b>	Kills, All Matches	18.03
	Kills, Conference Matches	18.59
	Assists, All Matches	16.37
	Assists, Conference Matches	16.59

## Conf. Indv. Stat Champs

<b>Kelly Campbell</b>		
<b>1996</b>	Assists, All Matches	14.75
	Assists, Conference Matches	14.81
<b>1998</b>	Att. Pct., All Matches	406
	Att. Pct., Conference Matches	392
<b>Amy Hulstrom</b>		
<b>1986</b>	Blocks, All Matches	1.34
<b>Sarah Lodge</b>		
<b>1995</b>	Aces, Conference Matches	49
<b>Tina Murray</b>		
<b>1990</b>	Digs, All Matches	3.96
<b>Jennifer Sherlock</b>		
<b>1988</b>	Aces, All Matches	54
<b>Lisa Soulliere</b>		
<b>1989</b>	Blocks, All Matches	1.40
<b>Nicole Vranesh</b>		
<b>1991</b>	Assists, All Matches	13.67
<b>1992</b>	Assists, All Matches	12.36
<b>1993</b>	Assists, All Matches	13.49
<b>Rachel Wacholder</b>		
<b>1994</b>	Aces, Conference Matches	60
<b>Staci Wolfe</b>		
<b>1991</b>	Aces, All Matches	49
<b>1993</b>	Aces, All Matches	53
<b>Leah Williams</b>		
<b>1995</b>	Blocks, All Matches	1.64

(Top 10 Only, Conf. Matches Only Since 1994)

## Conf. Indv. Stat Leaders

<b>Meghan Barkman</b>		
<b>1999</b>	Blocks, All Matches	6th/1.31
	Blocks, Conf. Matches	6th/1.27
<b>2000</b>	Blocks, All Matches	3rd/1.57
	Blocks, Conf. Matches	4th/1.63
<b>2001</b>	Att. Pct., All Matches	3rd/360
	Att. Pct., Conf. Matches	5th/346
	Blocks, All Matches	3rd/1.43
	Blocks, Conf. Matches	3rd/1.59
<b>2002</b>	Blocks, All Matches	7th/1.07
	Blocks, Conf. Matches	6th/1.16
<b>Allison Barnes</b>		
<b>2002</b>	Aces, Conf. Matches	10th/0.29
<b>2003</b>	Assists, All Matches	8th/10.32
	Assists, Conf. Matches	7th/10.31
<b>Shana Bowen</b>		
<b>1998</b>	Att. Pct., All Matches	8th/344
	Att. Pct., Conf. Matches	8th/337
<b>1999</b>	Aces, Conf. Matches	8th/30
<b>Wendy Callahan</b>		
<b>1988</b>	Att. Pct., All Matches	4th/328
<b>Kelly Campbell</b>		
<b>1996</b>	Assists, All Matches	1st/14.75
	Assists, Conf. Matches	1st/14.81
	Digs, Conf. Matches	9th/3.13
<b>1997</b>	Assists, All Matches	2nd/14.54

	Assists, Conf. Matches	2nd/15.14
<b>1998</b>	Att. Pct., All Matches	1st/406
	Att. Pct., Conf. Matches	1st/392
	Assists, All Matches	2nd/14.69
	Assists, Conf. Matches	2nd/15.09
	Aces, All Matches	7th/29
	Aces, Conf. Matches	8th/29
	Digs, Conf. Matches	9th/3.25
<b>1999</b>	Att. Pct., All Matches	6th/324
	Assists, All Matches	2nd/14.14
	Assists, Conf. Matches	2nd/14.64
<b>Nicole Carr</b>		
<b>2003</b>	Digs, All Matches	8th/3.50
	Digs, Conf. Matches	9th/3.39
<b>Daria DeRuiter</b>		
<b>1988</b>	Att. Pct., All Matches	3rd/357
<b>Karrie Downey</b>		
<b>1991</b>	Kills, All Matches	3rd/3.86
	Aces, All Matches	3rd/4.00
	Digs, All Matches	3rd/3.25
<b>1992</b>	Kills, All Matches	5th/3.65
	Digs, All Matches	9th/2.86
<b>1993</b>	Kills, All Matches	3rd/4.47
	Digs, All Matches	2nd/3.70
	Aces, All Matches	4th/38
<b>1994</b>	Kills, All Matches	3rd/4.49
	Kills, Conf. Matches	3rd/4.08
	Digs, All Matches	2nd/4.42
	Digs, Conf. Matches	2nd/3.81
<b>Kristin Engelking</b>		
<b>1998</b>	Att. Pct., All Matches	4th/355
	Att. Pct., Conf. Matches	2nd/369
<b>1999</b>	Att. Pct., All Matches	4th/353
	Att. Pct., Conf. Matches	3rd/343
<b>Monique Gerlach</b>		
<b>2000</b>	Blocks, Conf. Matches	9th/1.20
<b>2001</b>	Att. Pct., All Matches	5th/344
	Att. Pct., Conf. Matches	8th/336
	Kills, All Matches	9th/3.68
	Kills, Conf. Matches	9th/3.64
<b>2002</b>	Att. Pct., All Matches	9th/331
	Att. Pct., Conf. Matches	10th/316
	Kills, All Matches	7th/3.77
	Kills, Conf. Matches	5th/4.01
	Points, All Matches	8th/4.50
	Points, Conf. Matches	6th/4.69
<b>2003</b>	Hitting Pct. All Matches	6th/320
	Hitting Pct. Conf. Matches	10th/303
<b>Elizabeth Gower</b>		
<b>1999</b>	Aces, All Matches	8th/30
	Aces, Conf. Matches	6th/33
	Digs, Conf. Matches	9th/3.36
<b>2000</b>	Assists, All Matches	6th/13.20
	Assists, Conf. Matches	6th/13.46
<b>2001</b>	Assists, All Matches	7th/12.11
	Assists, Conf. Matches	8th/12.04
<b>2002</b>	Assists, All Matches	9th/10.23
	Assists, Conf. Matches	9th/10.41
<b>Allie Griffin</b>		
<b>2004</b>	Kills, All Matches	5th/4.24
	Kills, Conf. Matches	5th/4.29
<b>Amy Hulstrom</b>		
<b>1986</b>	Blocks, All Matches	1st/1.34
<b>Tiffany Jesteadt</b>		
<b>1990</b>	Kills, All Matches	4th/3.37
<b>1991</b>	Att. Pct., All Matches	10th/270
<b>Alison Koepke</b>		
<b>1995</b>	Blocks, All Matches	5th/1.34
<b>1997</b>	Att. Pct., Conf. Matches	7th/296
	Blocks, All Matches	7th/1.31
	Blocks, Conf. Matches	9th/1.30
<b>Michele Kohler</b>		
<b>1989</b>	Digs, All Matches	7th/3.20
<b>1990</b>	Kills, All Matches	7th/2.05
	Digs, All Matches	3rd/3.56
<b>1991</b>	Digs, All Matches	5th/3.05
<b>1992</b>	Digs, All Matches	2nd/3.47
	Aces, All Matches	5th/4.1
	Kills, All Matches	9th/3.40
<b>Sarah Lodge</b>		
<b>1995</b>	Aces, All Matches	3rd/36
	Aces, Conf. Matches	1st/49
<b>1996</b>	Kills, All Matches	4th/4.43
	Kills, Conf. Matches	6th/4.39
	Digs, Conf. Matches	10th/3.09
<b>1997</b>	Kills, All Matches	3rd/4.80
	Kills, Conf. Matches	2nd/5.20
<b>Tegan Lynch</b>		
<b>1997</b>	Digs, All Matches	10th/3.21
	Digs, Conf. Matches	7th/3.38
<b>1998</b>	Digs, All Matches	5th/3.53

	Digs, Conf. Matches	4th/3.75
<b>Susan Magda</b>		
<b>1988</b>	Kills, All Matches	3rd/3.57
<b>Tina Murray</b>		
<b>1988</b>	Digs, All Matches	5th/3.16
<b>1989</b>	Kills, All Matches	2nd/3.90
	Digs, All Matches	3rd/3.20
<b>1990</b>	Kills, All Matches	8th/3.04
	Digs, All Matches	1st/3.96
<b>Ashley Nu'u</b>		
<b>2004</b>	Assists, All Matches	5th/12.19
	Assists, Conf. Matches	6th/11.79
<b>Courtney Owens</b>		
<b>1998</b>	Kills, All Matches	7th/3.76
	Kills, Conf. Matches	7th/4.15
	Aces, All Matches	7th/29
	Digs, All Matches	8th/3.23
	Digs, Conf. Matches	8th/3.27
<b>Buffy Romero</b>		
<b>1990</b>	Assists, All Matches	10th/2.39
<b>Sonja Russell</b>		
<b>1999</b>	Kills, All Matches	9th/3.99
	Kills, Conf. Matches	9th/4.08
	Digs, All Matches	6th/3.50
	Digs, All Matches	5th/3.56
<b>2000</b>	Kills, All Matches	9th/4.30
	Kills, Conf. Matches	8th/4.23
	Digs, All Matches	3rd/3.83
	Digs, Conf. Matches	2nd/4.30
<b>2001</b>	Digs, All Matches	3rd/3.74
	Digs, Conf. Matches	2nd/4.10
<b>Stephanie Salgado</b>		
<b>1988</b>	Kills, All Matches	9th/3.19
<b>Maragda Santillana</b>		
<b>2003</b>	Kills, Conf. Matches	8th/3.72
	Points, Conf. Matches	9th/4.36
<b>2004</b>	Kills, All Matches	6th/4.17
	Kills, Conf. Matches	7th/4.21
<b>Melissa Schutz</b>		
<b>1998</b>	Aces, All Matches	7th/29
	Aces, Conf. Matches	10th/28
<b>Tracy Seiler</b>		
<b>1994</b>	Assists, All Matches	4th/10.42
	Assists, Conf. Matches	2nd/12.11
<b>Jennifer Sherlock</b>		
<b>1988</b>	Aces, All Matches	1st/54
	Assists, All Matches	2nd/11.01
	Att. Pct., All Matches	5th/296
<b>1989</b>	Assists, All Matches	2nd/11.40
<b>1990</b>	Assists, All Matches	6th/9.05
<b>Lisa Soulliere</b>		
<b>1987</b>	Att. Pct., All Matches	10th/252
	Blocks, All Matches	8th/1.01
<b>1988</b>	Blocks, All Matches	4th/1.21
<b>1989</b>	Blocks, All Matches	1st/1.40
	Att. Pct., All Matches	4th/330
	Kills, All Matches	10th/2.90
	Aces, All Matches	6th/31
<b>Heather Sweeney</b>		
<b>1992</b>	Att. Pct., All Matches	8th/273
<b>Wendy Van Wyhe</b>		
<b>1989</b>	Att. Pct., All Matches	9th/244
<b>1990</b>	Att. Pct., All Matches	6th/294
	Blocks, All Matches	3rd/1.13
<b>1991</b>	Att. Pct., All Matches	2nd/350
	Blocks, All Matches	9th/389
<b>Nicole Vranesh</b>		
<b>1990</b>	Assists, All Matches	8th/6.00
<b>1991</b>	Assists, All Matches	1st/13.67
	Digs, All Matches	9th/2.79
<b>1992</b>	Assists, All Matches	1st/12.36
	Digs, All Matches	4th/2.86
<b>1993</b>	Assists, All Matches	1st/13.49
	Digs, All Matches	6th/3.26
<b>Rachel Wacholder</b>		
<b>1993</b>	Att. Pct., All Matches	10th/246
<b>1994</b>	Kills, All Matches	6th/3.57
	Kills, Conf. Matches	5th/3.78
	Aces, All Matches	2nd/43
	Aces, Conf. Matches	1st/60
	Digs, All Matches	4th/3.06
	Digs, Conf. Matches	4th/3.08
<b>1995</b>	Kills, All Matches	3rd/4.19
	Kills, Conf. Matches	3rd/4.38
	Aces, All Matches	3rd/36
	Aces, Conf. Matches	9th/31
	Digs, All Matches	2nd/3.73
	Digs, Conf. Matches	4th/3.27
<b>1996</b>	Kills, All Matches	5th/4.43
	Kills, Conf. Matches	3rd/4.75
	Aces, All Matches	9th/35

	Aces, Conf. Matches	10th/29
	Digs, All Matches	7th/3.21
	Digs, Conf. Matches	4th/3.26
<b>Leah Williams</b>		
<b>1994</b>	Att. Pct., All Matches	4th/311
	Att. Pct., Conf. Matches	4th/356
	Digs, All Matches	9th/2.77
	Digs, Conf. Matches	7th/2.78
	Blocks, All Matches	2nd/1.25
	Blocks, Conf. Matches	2nd/1.17
<b>1995</b>	Att. Pct., All Matches	5th/346
	Att. Pct., Conf. Matches	3rd/333
	Aces, All Matches	8th/32
	Blocks, All Matches	1st/1.64
	Blocks, Conf. Matches	2nd/1.47
<b>Staci Wolfe</b>		
<b>1991</b>	Aces, All Matches	1st/49
<b>1992</b>	Aces, All Matches	2nd/46
<b>1993</b>	Aces, All Matches	1st/53
	Kills, All Matches	5th/3.80
	Digs, All Matches	5th/3.29
<b>Shelly Wolfe</b>		
<b>1995</b>	Assists, All Matches	4th/10.43
	Assists, Conf. Matches	6th/9.66
	Aces, Conf. Matches	4th/36
<b>Katie Zabransky</b>		
<b>1991</b>	Att. Pct., All Matches	3rd/296
	Blocks, All Matches	5th/1.07
<b>Janine Zumerchik</b>		
<b>1992</b>	Att. Pct., All Matches	4th/321
<b>1993</b>	Kills, All Matches	6th/3.50
	Att. Pct., All Matches	6th/309
<b>1994</b>	Att. Pct., All Matches	6th/285
	Att. Pct., Conf. Matches	3rd/402
	Kills, All Matches	10th/2.90
	Kills, Conf. Matches	10th/2.97

## Bufs In The NCAA

(Top 10 from 1988-1991, Top 20 from 1992-97, Top 30 from 1998-present)

<b>Team NCAA Stat Champions</b>		
<b>1998</b>	Assists Per Game	17.67
	Kills Per Game	19.01
<b>Individual NCAA Stat Champions</b>		
<b>Nicole Vranesh</b>		
<b>1991</b>	Assists Per Game	13.67
<b>Team NCAA Stat Leaders</b>		
<b>1991</b>	Kills Per Game	6th/16.66
	Assists Per Game	8th/14.74
<b>1992</b>	Kills Per Game	19th/15.59
<b>1993</b>	Kills Per Game	2nd/17.47
	Assists Per Game	7th/14.87
<b>1994</b>	Kills Per Game	6th/16.35
	Assists Per Game	8th/14.65
<b>1996</b>	Kills Per Game	2nd/18.53
	Assists Per Game	2nd/16.76
<b>1997</b>	Kills Per Game	3rd/17.72
	Assists Per Game	3rd/16.16
<b>1998</b>	Kills Per Game	1st/19.01
	Assists Per Game	1st/17.67
<b>1999</b>	Kills Per Game	2nd/18.03
	Assists Per Game	2nd/16.

# TOURNAMENT RECORDS



## NCAA Tournament Records

### CAREER SERVICE

<b>Matches Played</b>	Alison Koepke, 1994-97	.8
	Sarah Lodge, 1995-98	.8
	Tegan Lynch, 1995-98	.8
	Courtney Owens, 1995-98	.8
	Kelly Campbell, 1996-99	.8
<b>Matches Started</b>	Alison Koepke, 1994-97	.8
	Sarah Lodge, 1995-98	.8
	Tegan Lynch, 1995-98	.8
	Kelly Campbell, 1996-99	.8
<b>Games Played</b>	Alison Koepke, 1994-97	.28

### MOST POINTS

<b>Career</b>	Karrie Downey, 1991-94	.142.0
<b>Season</b>	Karrie Downey, 1993	.55.5
<b>3-Game Match</b>	Leah Williams vs. Northern Iowa, 11/29/95	.25.0
<b>4-Game Match</b>	Karrie Downey vs. Northern Iowa, 12/4/94	.29.5
<b>5-Game Match</b>	Karrie Downey vs. Penn State, 12/7/91	.37.5

### MOST KILLS

<b>Career</b>	Karrie Downey, 1991-94	.123
<b>Season</b>	Karrie Downey, 1993	.53
<b>3-Game Match</b>	Karrie Downey vs. Illinois, 12/5/93	.19
	Leah Williams vs. Northern Iowa, 11/29/95	.19
<b>4-Game Match</b>	Sonja Russell vs. Georgia Tech, 12/1/00	.26
<b>5-Game Match</b>	Karrie Downey vs. Penn State, 12/7/91	.34
	Karrie Downey vs. Penn State, 12/9/93	.34

### MOST ATTACKS

<b>Career</b>	Karrie Downey, 1991-94	.307
<b>Season</b>	Karrie Downey, 1993	.119
<b>3-Game Match</b>	Rachel Wacholder vs. Northern Iowa, 11/29/95	.52
<b>4-Game Match</b>	Karrie Downey vs. Northern Iowa, 12/4/94	.62
<b>5-Game Match</b>	Karrie Downey vs. Penn State, 12/9/93	.85

### MOST ASSISTS

<b>Career</b>	Kelly Campbell, 1996-99	.383
<b>Season</b>	Nicole Vranesh, 1993	.140
<b>3-Game Match</b>	Kelly Campbell @ Hawai'i, 12/8/96	.55
<b>4-Game Match</b>	Kelly Campbell vs. Oral Roberts, 12/4/96	.74
<b>5-Game Match</b>	Nicole Vranesh vs. Penn State, 12/9/93	.87

### MOST SERVICE ACES

<b>Career</b>	Sarah Lodge, 1995-98	.8
<b>Season</b>	Sarah Lodge, 1996	.5
	Courtney Owens, 1998	.5
<b>3-Game Match</b>	Sarah Lodge @ Hawai'i, 12/8/96	.4
<b>4-Game Match</b>	Rachel Wacholder vs. Northern Iowa, 12/4/94	.3
	Austin Zimmerman vs. Hawai'i, 12/2/04	.3
<b>5-Game Match</b>	Nicole Vranesh vs. Penn State, 12/7/91	.2
	Nicole Vranesh vs. Penn State, 12/9/93	.2
	Shana Bowen vs. Oral Roberts, 12/7/97	.2
	Monique Gerlach @ Colorado State, 12/2/00	.2

### MOST DIGS

<b>Career</b>	Karrie Downey, 1991-94	.94
<b>Season</b>	Sonja Russell, 2000	.38
<b>3-Game Match</b>	Shelly Wolfe vs. Northern Iowa, 11/29/95	.16
<b>4-Game Match</b>	Tegan Lynch vs. Oral Roberts, 12/4/96	.26
<b>5-Game Match</b>	Karrie Downey vs. Penn State, 12/9/93	.24

### MOST TOTAL BLOCKS

<b>Career</b>	Alison Koepke, 1994-97	.34
<b>Season</b>	Alison Koepke, 1997	.17
<b>3-Game Match</b>	Kristin Engelking vs. San Jose State, 12/4/98	.9
<b>4-Game Match</b>	Karrie Downey vs. Northern Iowa, 12/4/94	.8
<b>5-Game Match</b>	Alison Koepke vs. Oral Roberts, 12/7/97	.13

## Colorado Invitational Records

### CAREER SERVICE

<b>Matches Played</b>	Karrie Downey, 1991-94	.18
	Staci Wolfe, 1991-94	.18
	Janine Zumerchik, 1991-94	.18
<b>Matches Started</b>	Karrie Downey, 1991-94	.18
<b>Games Played</b>	Karrie Downey, 1991-94	.62

### MOST POINTS

<b>Career</b>	Karrie Downey, 1991-94	.295.5
<b>Season</b>	Staci Wolfe, 1994	.120.0
<b>3-Game Match</b>	Kim Taskey vs. Central Florida, 9/1/00	.21.5
<b>4-Game Match</b>	Staci Wolfe vs. Texas A&M, 9/18/94	.32.0
<b>5-Game Match</b>	Rachel Wacholder vs. Georgia Tech, 9/3/95	.30.5

### MOST KILLS

<b>Career</b>	Karrie Downey, 1991-94	.247
<b>Season</b>	Staci Wolfe, 1994	.111
<b>3-Game Match</b>	Kim Taskey vs. Central Florida, 9/1/00	.21
<b>4-Game Match</b>	Staci Wolfe vs. Texas A&M, 9/18/94	.31
<b>5-Game Match</b>	Rachel Wacholder vs. Georgia Tech, 9/3/95	.29

### MOST ATTACKS

<b>Career</b>	Karrie Downey, 1991-94	.640
<b>Season</b>	Karrie Downey, 1994	.292
<b>3-Game Match</b>	Sonja Russell vs. Central Florida, 9/1/00	.60
<b>4-Game Match</b>	Staci Wolfe vs. Texas A&M, 9/18/94	.73
<b>5-Game Match</b>	Rachel Wacholder vs. Georgia Tech, 9/3/95	.72

### MOST ASSISTS

<b>Career</b>	Jennifer Sherlock, 1987-90	.516
<b>Season</b>	Nicole Vranesh, 1993	.252
<b>3-Game Match</b>	Elizabeth Gower vs. Central Florida, 9/1/00	.55
<b>4-Game Match</b>	Jennifer Anderson vs. Washington, 9/1/94	.62
<b>5-Game Match</b>	Kelly Campbell vs. Stanford, 9/12/98	.74

### MOST SERVICE ACES

<b>Career</b>	Rachel Wacholder, 1993-96	.26
<b>Season</b>	Karrie Downey, 1993	.11
<b>3-Game Match</b>	Stephanie Salgado vs. South Carolina, 9/15/89	.4
	Karrie Downey vs. Oregon, 9/4/92	.4
	Rachel Wacholder vs. Tennessee, 9/2/93	.4
	Rachel Wacholder vs. Bowling Green, 9/4/93	.4
	Rachel Wacholder vs. Texas-Arlington, 8/30/96	.4
<b>4-Game Match</b>	Rachel Wacholder vs. Ohio State, 9/1/95	.4
<b>5-Game Match</b>	Melissa Schutz vs. Georgia Tech, 9/3/95	.4
	Leah Williams vs. Georgia Tech, 9/3/95	.4

### MOST DIGS

<b>Career</b>	Karrie Downey, 1991-94	.252
<b>Season</b>	Karrie Downey, 1994	.111
<b>3-Game Match</b>	Michele Kohler vs. Loyola Marymount, 9/21/90	.18
	Karrie Downey vs. Bowling Green, 9/4/93	.18
<b>4-Game Match</b>	Karrie Downey vs. Texas A&M, 9/18/94	.27
<b>5-Game Match</b>	Rachel Wacholder vs. Georgia Tech, 9/3/95	.34

### MOST TOTAL BLOCKS

<b>Career</b>	Lisa Soulliere, 1987-89	.50
<b>Season</b>	Leah Williams, 1995	.22
<b>3-Game Match</b>	Meghan Barkman vs. Central Florida, 9/1/00	.9
<b>4-Game Match</b>	Wendy Van Wyhe vs. Indiana, 9/16/89	.11
<b>5-Game Match</b>	Leah Williams vs. Georgia Tech, 9/3/95	.10
	Meghan Barkman vs. Santa Clara, 9/3/00	.10

## Team Records

### MOST POINTS – NON-RALLY SCORING (1986-2000)

Season	1994	.....	.812
3-Game Match	vs. Texas Tech, 10/6/99	.....	.49
4-Game Match	vs. Oklahoma, 10/11/96	.....	.60
	vs. Michigan State, 9/16/94	.....	.60
	vs. Michigan, 9/18/93	.....	.60
5-Game Match	vs. Wyoming, 9/22/90	.....	.74

### MOST POINTS – RALLY SCORING (2001-present)

Season	2004	.....	.1427
3-Game Match	vs. Texas, 10/10/01	.....	.95
4-Game Match	vs. Iowa State, 9/27/03	.....	.122
5-Game Match	vs. San Diego, 9/10/04	.....	.130

### Most Kills

Season (15 pt)	1996	.....	.1,125
Season (30 pt)	2004	.....	.884
3-Game Match	vs. Texas Tech, 10/6/99	.....	.91
4-Game Match	vs. Texas Tech, 11/13/98	.....	.95
	vs. Oral Roberts, 12/4/96	.....	.95
5-Game Match	vs. Texas, 11/28/97	.....	.107

### MOST ATTACKS

Season (15 pt)	1996	.....	.2,800
Season (30 pt)	2004	.....	.2,038
3-Game Match	vs. Nebraska, 10/9/96	.....	.195
4-Game Match	vs. Kansas State, 11/7/98	.....	.254
5-Game Match	vs. Texas, 11/20/99	.....	.273
	vs. Texas, 10/17/98	.....	.273
	vs. Wyoming, 9/22/90	.....	.273

### BEST ATTACK PCT.

Season (15 pt)	1995	.....	.376
Season (30 pt)	2001	.....	.262
3-Game Match	vs. Maine, 9/14/02	.....	.478
4-Game Match	vs. Denver, 9/1/04	.....	.402
5-Game Match	vs. San Diego, 9/10/04	.....	.306

### MOST ASSISTS

Season (15 pt)	1998	.....	.1,108
Season (30 pt)	2001	.....	.787
3-Game Match	vs. Oklahoma, 10/31/97	.....	.82
4-Game Match	vs. Texas Tech, 11/13/98	.....	.86
4-Game Match	vs. Oral Roberts, 12/4/96	.....	.86
5-Game Match	vs. Texas, 10/17/98	.....	.103

### MOST ACES

Season (15 pt)	1988	.....	.108
Season (30 pt)	2002	.....	.80
3-Game Match	9 times (last vs. Texas, 10/4/03)	.....	.11
4-Game Match	vs. Tennessee, 10/29/88	.....	.12
5-Game Match	vs. Georgia Tech, 9/3/95	.....	.14

### MOST DIGS

Season (15 pt)	1996	.....	.1,092
Season (30 pt)	2001	.....	.838
3-Game Match	vs. Texas A&M, 11/1/00	.....	.81
4-Game Match	vs. Kansas, 11/15/91	.....	.112
5-Game Match	vs. Wyoming, 9/22/90	.....	.155

### MOST TOTAL BLOCKS

Season (15 pt)	1988	.....	.170.5
Season (30 pt)	2004	.....	.166
3-Game Match	vs. Colorado State, 10/19/94	.....	.18
4-Game Match	vs. Ohio State, 9/1/95	.....	.22
5-Game Match	vs. Oral Roberts, 12/7/97	.....	.23

## Individual Records

### CAREER SERVICE

Matches Played	Kelly Campbell, 1996-99	.....	.61
Matches Started	Kelly Campbell, 1996-99	.....	.61
Games Played	Kelly Campbell, 1996-99	.....	.218

### MOST POINTS

Career	Sarah Lodge, 1995-98	.....	.935.5
Season	Rachel Wacholder, 1996	.....	.317.5
3-Game Match	Sonja Russell vs. Texas A&M, 11/1/00	.....	.26.5
4-Game Match	Karrie Downey vs. Kansas, 11/15/91	.....	.35.0
5-Game Match	Sarah Lodge vs. Texas, 11/28/97	.....	.40.5

### MOST KILLS

Career	Sarah Lodge, 1995-98	.....	.826
Season	Rachel Wacholder, 1996	.....	.272
3-Game Match	Rachel Wacholder vs. Baylor, 11/22/96	.....	.24
	Sonja Russell vs. Texas A&M, 11/1/00	.....	.24
4-Game Match	Staci Wolfe vs. Texas A&M, 9/18/94	.....	.31
5-Game Match	Sarah Lodge vs. Texas, 11/28/97	.....	.40

### MOST ATTACKS

Career	Rachel Wacholder, 1993-96	.....	.2,032
Season	Karrie Downey, 1994	.....	.703
3-Game Match	Rachel Wacholder vs. Colorado State, 10/19/94	.....	.61
4-Game Match	Staci Wolfe vs. Texas A&M, 9/18/94	.....	.73
5-Game Match	Rachel Wacholder vs. Iowa State, 11/11/95	.....	.77

### MOST ASSISTS

Career	Kelly Campbell, 1996-99	.....	.3,252
Season	Kelly Campbell, 1996	.....	.884
3-Game Match	Kelly Campbell vs. Oklahoma, 10/31/97	.....	.75
	Kelly Campbell vs. Texas Tech, 10/6/99	.....	.75
4-Game Match	Kelly Campbell vs. Oral Roberts, 12/4/96	.....	.74
5-Game Match	Kelly Campbell vs. Texas, 11/28/97	.....	.88

### MOST SERVICE ACES

Career	Rachel Wacholder, 1993-96	.....	.79
Season	Jennifer Sherlock, 1988	.....	.27
3-Game Match	Karrie Downey vs. Iowa State, 10/16/93	.....	.6
4-Game Match	Jennifer Sherlock vs. Kansas, 11/7/87	.....	.5
	Staci Wolfe vs. Colorado State, 11/5/91	.....	.5
	Rachel Wacholder vs. Colorado state, 10/4/95	.....	.5
5-Game Match	Tina Murray vs. Oklahoma, 9/17/87	.....	.4
	Karrie Downey vs. Wyoming, 9/29/92	.....	.4
	Melissa Schutz vs. Georgia Tech, 9/3/95	.....	.4
	Leah Williams vs. Georgia Tech, 9/3/95	.....	.4
	Elizabeth Gower vs. Baylor, 9/25/99	.....	.4

### MOST DIGS

Career	Kelly Campbell, 1996-99	.....	.674
Season	Karrie Downey, 1994	.....	.229
3-Game Match	Karrie Downey vs. Colorado State, 10/19/94	.....	.22
4-Game Match	Staci Wolfe vs. Kansas, 11/15/91	.....	.28
5-Game Match	Rachel Wacholder vs. Georgia Tech, 9/3/95	.....	.34

### MOST TOTAL BLOCKS

Career	Meghan Barkman, 1999-01	.....	.224
Season	Meghan Barkman, 1999	.....	.86
3-Game Match	Kathleen Bunce vs. Air Force, 9/19/96	.....	.11
	Lara Bossow vs. Kansas State, 9/15/04	.....	.11
4-Game Match	Lisa Soulliere vs. Northern Arizona, 9/2/88	.....	.12
	Lisa Soulliere vs. Tennessee, 10/29/88	.....	.12
5-Game Match	Alison Koepke vs. Oral Roberts, 12/7/97	.....	.13